

The logo for Clearwater, featuring the word "clearwater" in a blue, lowercase, sans-serif font. A blue horizontal line is positioned below the text, starting under the 'c' and ending under the 'r', with a slight upward curve at both ends.

clearwater

Monthly Investment Report
Jackson County-Agg All (33461)
Year End (Y2018)
07/01/2017 - 06/30/2018

Dated: 07/03/2018

Locked Down

Public Dashboard (Jackson County-Agg All (33461))	1
GAAP Balance Sheet by Lot (Jackson County-Agg All (33461))	3
Accrual Earning Report (Jackson County-Agg All (33461))	9
Duration with Graph (Jackson County-Agg All (33461))	17
Summary by Issuer (Jackson County-Agg All (33461))	18
Portfolio Trading Activity (Jackson County-Agg All (33461))	20

Balance Sheet

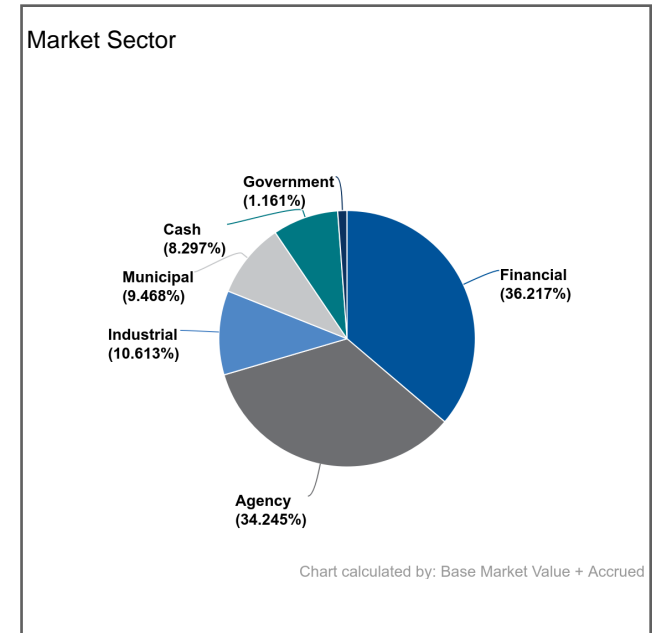
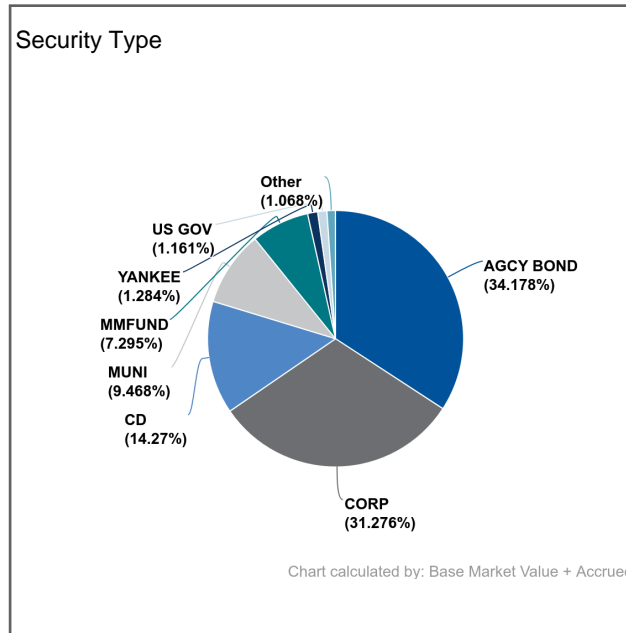
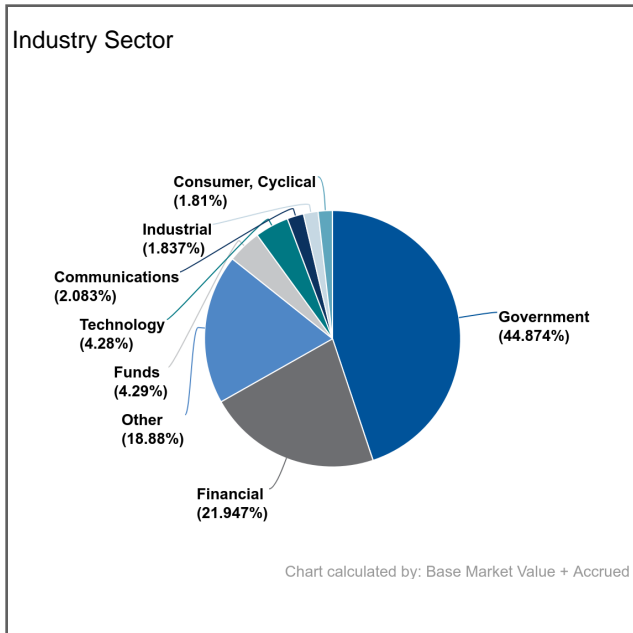
Book Value + Accrued	166,865,561.87
Net Unrealized Gain/Loss	-2,010,832.60
Market Value + Accrued	164,854,729.27

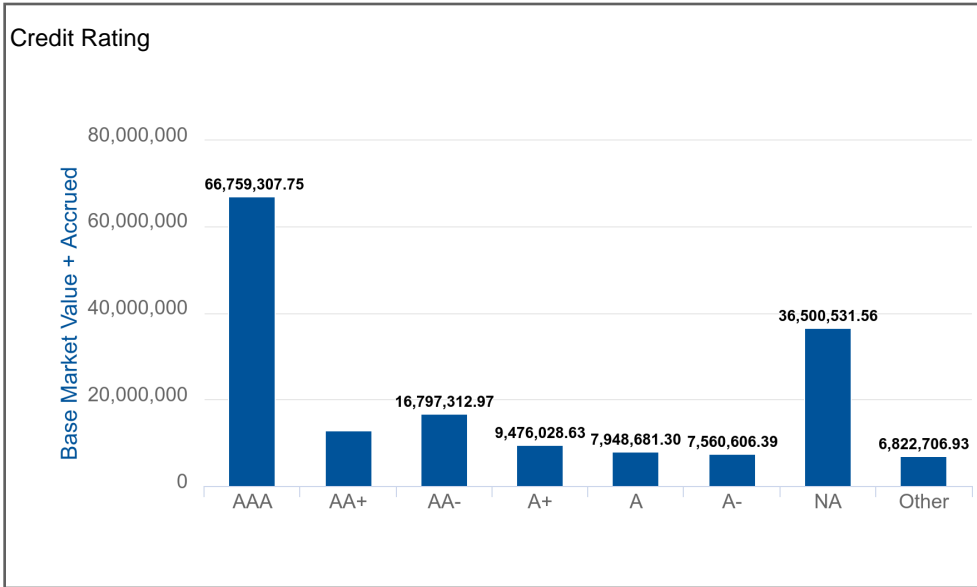
Cash and Fixed Income Summary

Risk Metric	Value
Cash	1,650,641.17
MMFund	12,026,730.84
Fixed Income	151,177,357.26
Duration	1.909
Convexity	-0.093
WAL	2.108
Years to Final Maturity	2.106
Years to Effective Maturity	2.106
Yield	2.570
Book Yield	1.927
Avg Credit Rating	AA-/Aa3/AA-

Issuer Concentration

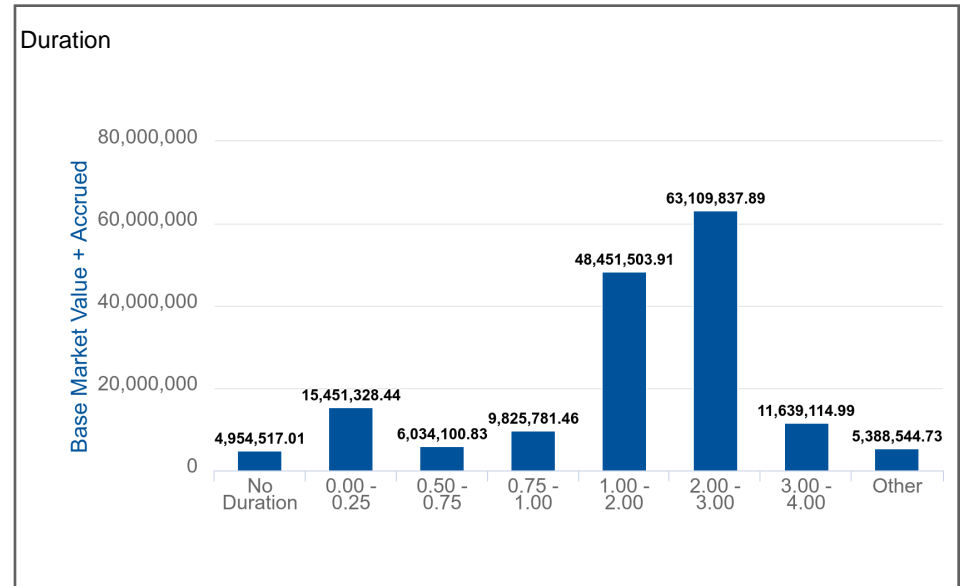
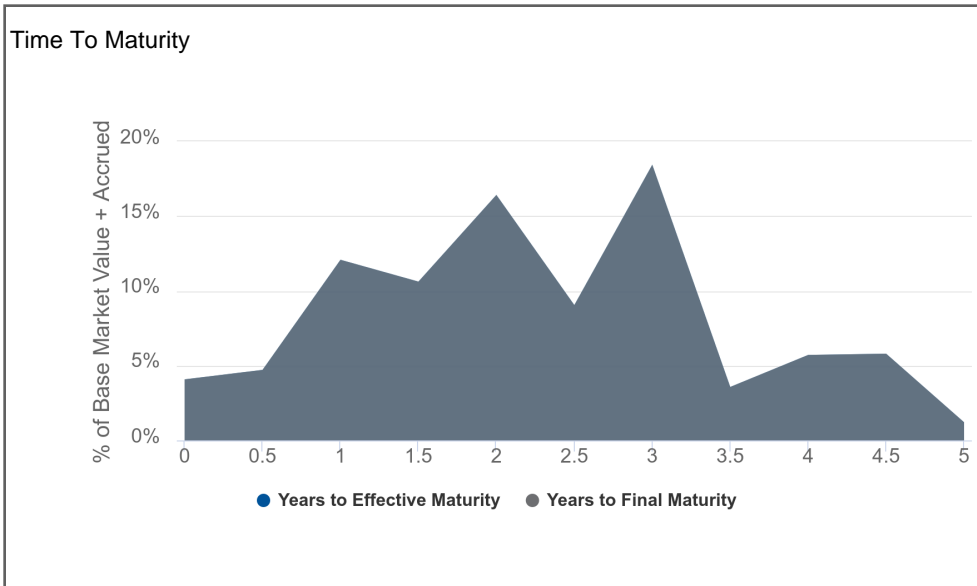
Issuer Concentration	% of Base Market Value + Accrued
Other	51.061%
(CD5331) Umpqua Bank	12.573%
Federal Farm Credit Banks Funding Corporation	8.360%
Federal National Mortgage Association, Inc.	7.206%
Federal Home Loan Mortgage Corporation	6.676%
Federal Home Loan Banks Office of Finance (JCKSNCNTY) Oregon Treasury	4.290%
Wells Fargo & Company	4.185%
---	100.000%





Credit Duration Heat Map

Rating	0 - 1	1 - 2	2 - 3	3 - 4	4 - 5	5 - 7	7 - 10	10 - 15	15 - 30
AAA	3.923%	14.299%	17.839%	3.534%	0.901%	0.000%	0.000%	0.000%	0.000%
AA	6.992%	7.158%	3.426%	3.320%	1.312%	0.000%	0.000%	0.000%	0.000%
A	4.375%	7.358%	3.216%	0.206%	0.000%	0.000%	0.000%	0.000%	0.000%
BBB	0.000%	0.000%	0.000%	0.000%	0.000%	0.000%	0.000%	0.000%	0.000%
BB	0.000%	0.000%	0.000%	0.000%	0.000%	0.000%	0.000%	0.000%	0.000%
B	0.000%	0.000%	0.000%	0.000%	0.000%	0.000%	0.000%	0.000%	0.000%
CCC	0.000%	0.000%	0.000%	0.000%	0.000%	0.000%	0.000%	0.000%	0.000%
CC	0.000%	0.000%	0.000%	0.000%	0.000%	0.000%	0.000%	0.000%	0.000%
C	0.000%	0.000%	0.000%	0.000%	0.000%	0.000%	0.000%	0.000%	0.000%
NA	0.470%	0.575%	13.801%	0.000%	0.000%	0.000%	0.000%	0.000%	0.000%



GAAP Balance Sheet by Lot

As of 06/30/2018

[Return to Table of Contents](#)

Jackson County-Agg All (33461)

Dated: 07/03/2018

Account	Identifier, Description	Current Units	Currency	BS Class	Trade Date	Final Maturity	Book Value	Interest/Dividend Due	Accrued Balance	Net Unrealized Gain/Loss	Market Value	Market Value + Accrued
Jackson County-Zions Bank	004284A96 ACALANES CALIF UN HIGH SCH DIST	800,000.00	USD	LT	07/07/2015	08/01/2019	801,031.79	0.00	6,246.67	-7,863.79	793,168.00	799,414.67
Jackson County-Zions Bank	011112AZ2 ALAMEDA CNTY CALIF PENSION OBLIG	140,000.00	USD	ST	08/20/2015	12/01/2018	138,870.70	0.00	0.00	-696.30	138,174.40	138,174.40
Jackson County-Zions Bank	037833BF6 APPLE INC	1,000,000.00	USD	LT	03/14/2018	05/13/2022	992,024.38	0.00	3,600.00	-8,034.38	983,990.00	987,590.00
Jackson County-Zions Bank	037833CQ1 APPLE INC	2,000,000.00	USD	LT	12/05/2017	05/11/2022	1,992,321.78	0.00	6,388.89	-50,541.78	1,941,780.00	1,948,168.89
Jackson County-Zions Bank	06051GFW4 BANK OF AMERICA CORP	500,000.00	USD	LT	03/14/2018	04/19/2021	493,961.58	0.00	2,625.00	-2,811.58	491,150.00	493,775.00
Jackson County-Zions Bank	06366RU78 BANK OF MONTREAL	1,610,000.00	USD	ST	11/06/2015	07/31/2018	1,610,224.95	0.00	12,155.50	-981.65	1,609,243.30	1,621,398.80
Jackson County-Zions Bank	06367TPX2 BANK OF MONTREAL	500,000.00	USD	LT	01/10/2017	12/12/2019	500,627.04	0.00	554.17	-6,592.04	494,035.00	494,589.17
Jackson County-Zions Bank	06406HCL1 BANK OF NEW YORK MELLON CORP	1,000,000.00	USD	ST	10/06/2015	08/01/2018	1,000,016.57	0.00	8,750.00	-386.57	999,630.00	1,008,380.00
Jackson County-Zions Bank	064159GW0 BANK OF NOVA SCOTIA	500,000.00	USD	LT	12/16/2016	10/21/2020	498,133.36	0.00	2,284.72	-8,008.36	490,125.00	492,409.72
Jackson County-Zions Bank	16310FCL9 CHEHALEM PK & REC DIST ORE	620,000.00	USD	LT	06/01/2015	06/15/2020	646,394.18	0.00	1,102.22	-2,486.98	643,907.20	645,009.42
Jackson County-Zions Bank	166764AG5 CHEVRON CORP	1,000,000.00	USD	LT	02/10/2016	06/24/2020	1,000,840.13	0.00	471.92	-7,130.13	993,710.00	994,181.92
Jackson County-Zions Bank	17275RAX0 CISCO SYSTEMS INC	500,000.00	USD	LT	12/16/2016	06/15/2020	502,341.18	0.00	544.44	-5,486.18	496,855.00	497,399.44
Jackson County-Zions Bank	20271RAF7 COMMONWEALTH BANK OF AUSTRALIA (NEW YORK BRANCH)	2,000,000.00	USD	ST	09/29/2015	03/13/2019	2,005,521.62	0.00	13,500.00	-9,881.62	1,995,640.00	2,009,140.00
Jackson County-Zions Bank	29270CR72 ENERGY NORTHWEST WASH ELEC REV	465,000.00	USD	LT	03/31/2016	07/01/2019	465,903.16	0.00	3,836.25	-5,162.56	460,740.60	464,576.85
Jackson County-Zions Bank	29270CYL3 ENERGY NORTHWEST WASH ELEC REV	570,000.00	USD	ST	11/13/2014	07/01/2018	570,000.00	0.00	6,118.95	0.00	570,000.00	576,118.95
Jackson County-Zions Bank	29270CYN9 ENERGY NORTHWEST WASH ELEC REV	1,000,000.00	USD	LT	12/06/2016	07/01/2020	1,014,895.53	0.00	13,265.00	-17,125.53	997,770.00	1,011,035.00
Jackson County-Zions Bank	3130A9DR9 FEDERAL HOME LOAN BANKS	1,000,000.00	USD	LT	09/12/2016	09/14/2020	1,000,000.00	0.00	4,220.56	-25,460.00	974,540.00	978,760.56
Jackson County-Zions Bank	3130A9KE0 FEDERAL HOME LOAN BANKS	1,000,000.00	USD	LT	09/22/2016	09/23/2020	999,665.30	0.00	3,811.11	-25,855.30	973,810.00	977,621.11
Jackson County-Zions Bank	3130A9NK3 FEDERAL HOME LOAN BANKS	1,000,000.00	USD	LT	10/19/2016	10/06/2020	1,000,000.00	0.00	3,246.53	-29,450.00	970,550.00	973,796.53
Jackson County-Zions Bank	3130A9TJ0 FEDERAL HOME LOAN BANKS	2,355,000.00	USD	LT	11/03/2016	05/15/2020	2,354,558.51	0.00	3,611.00	-59,140.01	2,295,418.50	2,299,029.50
Jackson County-Zions Bank	3130ACNM2 FEDERAL HOME LOAN BANKS	1,000,000.00	USD	LT	12/05/2017	10/26/2022	996,242.86	0.00	4,116.67	-28,792.86	967,450.00	971,566.67
Jackson County-Zions Bank	3130ACW59 FEDERAL HOME LOAN BANKS	1,000,000.00	USD	LT	12/13/2017	12/15/2021	999,135.52	0.00	977.78	-15,765.52	983,370.00	984,347.78
Jackson County-Zions Bank	3130ACX82 FEDERAL HOME LOAN BANKS	2,000,000.00	USD	LT	12/05/2017	12/05/2022	1,997,517.59	0.00	3,430.56	-47,837.59	1,949,680.00	1,953,110.56
Jackson County-Zions Bank	3130ADC26 FEDERAL HOME LOAN BANKS	500,000.00	USD	LT	01/30/2018	01/29/2021	498,707.04	0.00	4,644.44	-5,197.04	493,510.00	498,154.44
Jackson County-Zions Bank	3130ADTS1 FEDERAL HOME LOAN BANKS	500,000.00	USD	LT	03/14/2018	03/29/2023	500,000.00	0.00	3,961.11	-3,160.00	496,840.00	500,801.11
Jackson County-Zions Bank	3130ADTT9 FEDERAL HOME LOAN BANKS	1,000,000.00	USD	LT	03/21/2018	03/29/2023	1,000,000.00	0.00	7,986.11	-4,980.00	995,020.00	1,003,006.11
Jackson County-Zions Bank	3130AE5P1 FEDERAL HOME LOAN BANKS	1,000,000.00	USD	LT	05/14/2018	08/17/2022	999,258.14	0.00	3,666.67	-1,208.14	998,050.00	1,001,716.67
Jackson County-Zions Bank	31315PQT9 FEDERAL AGRICULTURAL MORTGAGE CORP	500,000.00	USD	LT	10/19/2016	03/06/2020	501,722.98	0.00	2,252.08	-11,072.98	490,650.00	492,902.08
Jackson County-Zions Bank	3132X0EQ0 FEDERAL AGRICULTURAL MORTGAGE CORP	1,000,000.00	USD	LT	11/18/2016	01/25/2021	993,828.20	0.00	6,716.67	-21,748.20	972,080.00	978,796.67

GAAP Balance Sheet by Lot

As of 06/30/2018

[Return to Table of Contents](#)

Jackson County-Agg All (33461)

Dated: 07/03/2018

Account	Identifier, Description	Current Units	Currency	BS Class	Trade Date	Final Maturity	Book Value	Interest/Dividend Due	Accrued Balance	Net Unrealized Gain/Loss	Market Value	Market Value + Accrued
Jackson County-Zions Bank	3132X0G39 FEDERAL AGRICULTURAL MORTGAGE CORP	500,000.00	USD	LT	01/30/2018	01/30/2023	498,289.79	0.00	5,277.78	-5,949.79	492,340.00	497,617.78
Jackson County-Zions Bank	3132X0GH8 FEDERAL AGRICULTURAL MORTGAGE CORP	1,000,000.00	USD	LT	12/21/2017	10/29/2021	980,476.59	0.00	2,798.61	-14,996.59	965,480.00	968,278.61
Jackson County-Zions Bank	313380Z75 FEDERAL HOME LOAN BANKS	147,058.82	USD	LT	06/15/2015	10/24/2019	146,408.84	0.00	374.96	-1,675.02	144,733.82	145,108.78
Jackson County-Zions Bank	313381Z57 FEDERAL HOME LOAN BANKS	2,000,000.00	USD	LT	11/18/2016	02/11/2021	1,986,431.37	0.00	11,666.67	-45,531.37	1,940,900.00	1,952,566.67
Jackson County-Zions Bank	313383HU8 FEDERAL HOME LOAN BANKS	1,000,000.00	USD	LT	10/19/2016	06/12/2020	1,012,191.19	0.00	923.61	-28,541.19	983,650.00	984,573.61
Jackson County-Zions Bank	3133EFV20 FEDERAL FARM CREDIT BANKS FUNDING CORP	2,000,000.00	USD	LT	03/22/2016	03/30/2020	2,000,000.00	0.00	7,532.78	-39,020.00	1,960,980.00	1,968,512.78
Jackson County-Zions Bank	3133EFZT7 FEDERAL FARM CREDIT BANKS FUNDING CORP	1,000,000.00	USD	LT	02/10/2016	02/24/2020	1,000,000.00	0.00	4,938.89	-20,390.00	979,610.00	984,548.89
Jackson County-Zions Bank	3133EG2P9 FEDERAL FARM CREDIT BANKS FUNDING CORP	1,000,000.00	USD	LT	12/14/2017	12/29/2021	1,000,000.00	0.00	128.89	-19,520.00	980,480.00	980,608.89
Jackson County-Zions Bank	3133EG4D4 FEDERAL FARM CREDIT BANKS FUNDING CORP	1,000,000.00	USD	LT	01/10/2017	04/17/2020	1,000,000.00	0.00	3,556.11	-17,650.00	982,350.00	985,906.11
Jackson County-Zions Bank	3133EGN76 FEDERAL FARM CREDIT BANKS FUNDING CORP	2,000,000.00	USD	ST	11/18/2016	06/06/2019	2,000,000.00	0.00	1,909.72	-22,320.00	1,977,680.00	1,979,589.72
Jackson County-Zions Bank	3133EGSD8 FEDERAL FARM CREDIT BANKS FUNDING CORP	1,000,000.00	USD	LT	09/22/2016	08/23/2019	999,803.57	0.00	4,017.78	-14,753.57	985,050.00	989,067.78
Jackson County-Zions Bank	3133EGU60 FEDERAL FARM CREDIT BANKS FUNDING CORP	1,000,000.00	USD	LT	12/06/2016	09/14/2020	1,000,000.00	0.00	5,409.44	-23,790.00	976,210.00	981,619.44
Jackson County-Zions Bank	3133EHJQ7 FEDERAL FARM CREDIT BANKS FUNDING CORP	2,000,000.00	USD	LT	12/04/2017	05/16/2022	1,990,462.05	0.00	5,500.00	-38,982.05	1,951,480.00	1,956,980.00
Jackson County-Zions Bank	3133EHQG1 FEDERAL FARM CREDIT BANKS FUNDING CORP	1,495,000.00	USD	LT	12/13/2017	04/05/2022	1,483,247.19	0.00	7,142.78	-35,847.99	1,447,399.20	1,454,541.98
Jackson County-Zions Bank	3133EJAX7 FEDERAL FARM CREDIT BANKS FUNDING CORP	500,000.00	USD	LT	01/30/2018	02/01/2022	499,663.50	0.00	5,208.33	-5,433.50	494,230.00	499,438.33
Jackson County-Zions Bank	3133EJAZ2 FEDERAL FARM CREDIT BANKS FUNDING CORP	500,000.00	USD	LT	01/30/2018	01/30/2023	499,082.74	0.00	5,578.61	-5,782.74	493,300.00	498,878.61
Jackson County-Zions Bank	3133EJFV6 FEDERAL FARM CREDIT BANKS FUNDING CORP	500,000.00	USD	LT	03/14/2018	03/14/2022	500,000.00	0.00	4,190.83	-2,325.00	497,675.00	501,865.83
Jackson County-Zions Bank	313400BV4 FEDERAL HOME LOAN MORTGAGE CORP	115,000.00	USD	LT	12/08/2014	11/29/2019	111,747.08	0.00	0.00	-1,048.08	110,699.00	110,699.00
Jackson County-Zions Bank	3134G73M1 FEDERAL HOME LOAN MORTGAGE CORP	1,000,000.00	USD	ST	11/06/2015	07/27/2018	999,875.38	0.00	4,277.78	-515.38	999,360.00	1,003,637.78
Jackson County-Zions Bank	3134G8Y86 FEDERAL HOME LOAN MORTGAGE CORP	1,000,000.00	USD	LT	04/13/2016	07/26/2019	999,671.16	0.00	5,381.94	-12,181.16	987,490.00	992,871.94
Jackson County-Zions Bank	3134G8YF0 FEDERAL HOME LOAN MORTGAGE CORP	1,000,000.00	USD	LT	04/15/2016	10/28/2019	1,000,000.00	0.00	2,100.00	-16,780.00	983,220.00	985,320.00
Jackson County-Zions Bank	3134G9P27 FEDERAL HOME LOAN MORTGAGE CORP	1,000,000.00	USD	LT	12/28/2017	07/27/2022	986,206.76	0.00	4,277.78	-11,356.76	974,850.00	979,127.78
Jackson County-Zions Bank	3134GAQ31 FEDERAL HOME LOAN MORTGAGE CORP	1,000,000.00	USD	LT	12/13/2017	01/26/2022	998,264.63	0.00	9,256.94	-22,224.63	976,040.00	985,296.94

GAAP Balance Sheet by Lot

Jackson County-Agg All (33461)

As of 06/30/2018

[Return to Table of Contents](#)

Dated: 07/03/2018

Account	Identifier, Description	Current Units	Currency	BS Class	Trade Date	Final Maturity	Book Value	Interest/Dividend Due	Accrued Balance	Net Unrealized Gain/Loss	Market Value	Market Value + Accrued
Jackson County-Zions Bank	3134GARV8 FEDERAL HOME LOAN MORTGAGE CORP	1,000,000.00	USD	LT	10/19/2016	10/25/2019	1,000,000.00	0.00	2,383.33	-16,640.00	983,360.00	985,743.33
Jackson County-Zions Bank	3134GB3M2 FEDERAL HOME LOAN MORTGAGE CORP	500,000.00	USD	LT	12/13/2017	02/25/2022	497,824.32	0.00	3,762.50	-7,049.32	490,775.00	494,537.50
Jackson County-Zions Bank	3134GB3V2 FEDERAL HOME LOAN MORTGAGE CORP	1,000,000.00	USD	LT	12/05/2017	11/28/2022	999,335.40	0.00	2,016.67	-15,705.40	983,630.00	985,646.67
Jackson County-Zions Bank	3134GSAE5 FEDERAL HOME LOAN MORTGAGE CORP	1,000,000.00	USD	LT	12/13/2017	09/29/2021	1,000,000.00	0.00	5,826.67	-19,600.00	980,400.00	986,226.67
Jackson County-Zions Bank	3134GSET8 FEDERAL HOME LOAN MORTGAGE CORP	500,000.00	USD	LT	03/14/2018	08/27/2021	499,542.82	0.00	4,305.56	-4,882.82	494,660.00	498,965.56
Jackson County-Zions Bank	3134GSLT0 FEDERAL HOME LOAN MORTGAGE CORP	1,000,000.00	USD	LT	05/14/2018	05/30/2023	1,000,000.00	0.00	2,368.06	-2,530.00	997,470.00	999,838.06
Jackson County-Zions Bank	3134GSNU5 FEDERAL HOME LOAN MORTGAGE CORP	1,000,000.00	USD	LT	06/15/2018	06/28/2023	998,945.73	0.00	177.08	-1,145.73	997,800.00	997,977.08
Jackson County-Zions Bank	313586RC5 FEDERAL NATIONAL MORTGAGE ASSOCIATION	1,350,000.00	USD	LT	09/30/2014	10/09/2019	1,314,923.70	0.00	0.00	-7,934.70	1,306,989.00	1,306,989.00
Jackson County-Zions Bank	3135G0E33 FEDERAL NATIONAL MORTGAGE ASSOCIATION	1,000,000.00	USD	ST	11/06/2015	07/20/2018	999,966.69	0.00	5,031.25	-366.69	999,600.00	1,004,631.25
Jackson County-Zions Bank	3135G0J95 FEDERAL NATIONAL MORTGAGE ASSOCIATION	1,000,000.00	USD	LT	04/15/2016	10/28/2019	1,000,000.00	0.00	2,362.50	-16,570.00	983,430.00	985,792.50
Jackson County-Zions Bank	3136G0B91 FEDERAL NATIONAL MORTGAGE ASSOCIATION	1,230,000.00	USD	LT	11/03/2016	09/18/2019	1,237,206.91	0.00	5,278.75	-21,819.31	1,215,387.60	1,220,666.35
Jackson County-Zions Bank	3136G2YB7 FEDERAL NATIONAL MORTGAGE ASSOCIATION	1,000,000.00	USD	LT	02/09/2016	08/26/2019	1,000,000.00	0.00	4,583.33	-12,600.00	987,400.00	991,983.33
Jackson County-Zions Bank	3136G34K8 FEDERAL NATIONAL MORTGAGE ASSOCIATION	1,000,000.00	USD	LT	09/22/2016	09/09/2019	999,798.80	0.00	3,500.00	-14,768.80	985,030.00	988,530.00
Jackson County-Zions Bank	3136G34L6 FEDERAL NATIONAL MORTGAGE ASSOCIATION	1,000,000.00	USD	LT	09/22/2016	09/06/2019	999,839.70	0.00	3,593.75	-15,059.70	984,780.00	988,373.75
Jackson County-Zions Bank	3136G35C5 FEDERAL NATIONAL MORTGAGE ASSOCIATION	1,000,000.00	USD	LT	09/09/2016	08/28/2020	1,000,000.00	0.00	4,783.33	-26,550.00	973,450.00	978,233.33
Jackson County-Zions Bank	3136G35C5 FEDERAL NATIONAL MORTGAGE ASSOCIATION	1,000,000.00	USD	LT	09/13/2016	08/28/2020	1,000,000.00	0.00	4,783.33	-26,550.00	973,450.00	978,233.33
Jackson County-Zions Bank	3136G35S0 FEDERAL NATIONAL MORTGAGE ASSOCIATION	1,000,000.00	USD	LT	09/09/2016	09/08/2020	999,785.86	0.00	4,080.56	-26,825.86	972,960.00	977,040.56
Jackson County-Zions Bank	3136G4AS2 FEDERAL NATIONAL MORTGAGE ASSOCIATION	500,000.00	USD	LT	12/13/2017	10/13/2021	492,065.76	0.00	1,787.50	-15,330.76	476,735.00	478,522.50
Jackson County-Zions Bank	3136G4DB6 FEDERAL NATIONAL MORTGAGE ASSOCIATION	1,000,000.00	USD	LT	11/03/2016	03/30/2020	1,000,000.00	0.00	3,159.72	-22,060.00	977,940.00	981,099.72
Jackson County-Zions Bank	36966RW77 GENERAL ELECTRIC CAPITAL CORPORATION	1,015,000.00	USD	LT	03/28/2016	03/15/2020	1,072,208.62	0.00	15,690.21	-37,700.32	1,034,508.30	1,050,198.51
Jackson County-Zions Bank	432092SG0 HILLSBORO ORE	160,000.00	USD	LT	05/12/2017	06/01/2020	165,566.04	0.00	400.00	-1,892.44	163,673.60	164,073.60
Jackson County-Zions Bank	453907HM2 INDEPENDENCE ORE	270,000.00	USD	LT	12/08/2017	06/01/2021	270,000.00	0.00	585.00	-4,922.10	265,077.90	265,662.90
Jackson County-Zions Bank	453907HN0 INDEPENDENCE ORE	280,000.00	USD	LT	12/08/2017	06/01/2022	280,000.00	0.00	653.33	-6,199.20	273,800.80	274,454.13

GAAP Balance Sheet by Lot

As of 06/30/2018

[Return to Table of Contents](#)

Jackson County-Agg All (33461)

Dated: 07/03/2018

Account	Identifier, Description	Current Units	Currency	BS Class	Trade Date	Final Maturity	Book Value	Interest/Dividend Due	Accrued Balance	Net Unrealized Gain/Loss	Market Value	Market Value + Accrued
Jackson County-Zions Bank	459200HE4 INTERNATIONAL BUSINESS MACHINES CORP	1,500,000.00	USD	ST	11/04/2014	05/15/2019	1,499,835.22	0.00	3,593.75	-9,165.22	1,490,670.00	1,494,263.75
Jackson County-Zions Bank	459200HM6 INTERNATIONAL BUSINESS MACHINES CORP	1,651,000.00	USD	LT	12/06/2016	05/15/2020	1,639,833.33	0.00	3,428.12	-26,789.82	1,613,043.51	1,616,471.63
Jackson County-Zions Bank	459200JF9 INTERNATIONAL BUSINESS MACHINES CORP	2,000,000.00	USD	LT	02/17/2016	02/19/2021	2,000,000.00	0.00	16,500.00	-43,240.00	1,956,760.00	1,973,260.00
Jackson County-Zions Bank	46625HHL7 JPMORGAN CHASE & CO	2,000,000.00	USD	ST	05/07/2015	04/23/2019	2,063,970.49	0.00	23,800.00	-7,710.49	2,056,260.00	2,080,060.00
Jackson County-Zions Bank	46625HJR2 JPMORGAN CHASE & CO	1,000,000.00	USD	ST	07/29/2015	01/28/2019	1,001,606.51	0.00	9,987.50	-3,186.51	998,420.00	1,008,407.50
Jackson County-Zions Bank	46625HKA7 JPMORGAN CHASE & CO	1,000,000.00	USD	LT	07/09/2015	01/23/2020	998,387.81	0.00	9,875.00	-11,137.81	987,250.00	997,125.00
Jackson County-Zions Bank	473448CY2 JEFFERSON CNTY ORE SCH DIST NO 509J	475,000.00	USD	LT	05/27/2015	06/15/2020	495,877.44	0.00	844.44	-1,411.94	494,465.50	495,309.94
Jackson County-Zions Bank	48127HAA7 JPMORGAN CHASE & CO	1,000,000.00	USD	LT	11/06/2014	10/22/2019	997,420.65	0.00	4,216.67	-6,800.65	990,620.00	994,836.67
Jackson County-Zions Bank	492244DV7 KERN CALIF CMNTY COLLEGE DIST	1,000,000.00	USD	LT	11/03/2016	11/01/2020	1,029,866.51	0.00	4,821.67	-30,646.51	999,220.00	1,004,041.67
Jackson County-Zions Bank	49327M2F0 KEYBANK NA	2,000,000.00	USD	LT	03/22/2016	12/15/2019	2,008,044.69	0.00	2,222.22	-23,864.69	1,984,180.00	1,986,402.22
Jackson County-Zions Bank	49474E3L5 KING CNTY WASH	150,000.00	USD	ST	11/23/2015	12/01/2018	151,358.69	0.00	497.50	-272.69	151,086.00	151,583.50
Jackson County-Zions Bank	56913RAT5 MARION CNTY ORE PENSION OBLIG REV	200,000.00	USD	ST	06/13/2014	06/01/2019	196,111.11	0.00	0.00	-1,331.11	194,780.00	194,780.00
Jackson County-Zions Bank	594918BH6 MICROSOFT CORP	1,000,000.00	USD	LT	12/05/2017	11/03/2022	1,011,109.33	0.00	4,269.44	-27,919.33	983,190.00	987,459.44
Jackson County-Zions Bank	609694FX7 MONMOUTH ORE	335,000.00	USD	LT	12/08/2017	04/01/2021	335,000.00	0.00	2,177.50	-6,887.60	328,112.40	330,289.90
Jackson County-Zions Bank	609694FY5 MONMOUTH ORE	345,000.00	USD	LT	12/08/2017	04/01/2022	345,000.00	0.00	2,415.00	-7,110.45	337,889.55	340,304.55
Jackson County-Zions Bank	63254AAE8 NATIONAL AUSTRALIA BANK LTD (NEW YORK BRANCH)	689,000.00	USD	LT	01/19/2018	01/20/2023	688,993.71	0.00	9,244.08	-16,474.59	672,519.12	681,763.20
Jackson County-Zions Bank	63254AAJ7 NATIONAL AUSTRALIA BANK LTD (NEW YORK BRANCH)	1,000,000.00	USD	ST	11/06/2015	07/25/2018	1,000,274.08	0.00	9,966.67	-214.08	1,000,060.00	1,010,026.67
Jackson County-Zions Bank	63254AAM0 NATIONAL AUSTRALIA BANK LTD (NEW YORK BRANCH)	3,000,000.00	USD	ST	07/12/2016	01/14/2019	3,008,615.78	0.00	27,833.33	-19,895.78	2,988,720.00	3,016,553.33
Jackson County-Zions Bank	68389XBR5 ORACLE CORP	1,000,000.00	USD	LT	05/14/2018	02/15/2023	974,601.32	0.00	16,916.67	-6,371.32	968,230.00	985,146.67
Jackson County-Zions Bank	720653JL9 PIERCE CNTY WASH SWR REV	500,000.00	USD	LT	03/30/2015	08/01/2019	509,093.98	0.00	7,291.67	-5,638.98	503,455.00	510,746.67
Jackson County-Zions Bank	73474TAE0 PORT MORROW ORE TRANSMISSION FACS REV	500,000.00	USD	LT	08/21/2015	09/01/2019	500,669.46	0.00	3,533.33	-4,454.46	496,215.00	499,748.33
Jackson County-Zions Bank	73474TAL4 PORT MORROW ORE TRANSMISSION FACS REV	1,700,000.00	USD	LT	11/18/2016	09/01/2021	1,683,758.77	0.00	10,098.00	-47,117.77	1,636,641.00	1,646,739.00
Jackson County-Zions Bank	73474TAL4 PORT MORROW ORE TRANSMISSION FACS REV	140,000.00	USD	LT	01/06/2017	09/01/2021	138,035.23	0.00	831.60	-3,253.03	134,782.20	135,613.80
Jackson County-Zions Bank	735524MP2 PORT VANCOUVER WASH	250,000.00	USD	LT	12/13/2017	12/01/2019	250,179.06	0.00	427.50	-2,634.06	247,545.00	247,972.50
Jackson County-Zions Bank	740189AL9 PRECISION CASTPARTS CORP	2,000,000.00	USD	LT	06/01/2015	06/15/2020	2,001,522.50	0.00	2,000.00	-26,162.50	1,975,360.00	1,977,360.00
Jackson County-Zions Bank	742651DV1 PRIVATE EXPORT FUNDING CORP	1,000,000.00	USD	LT	11/06/2015	09/15/2020	1,004,908.60	0.00	6,772.22	-17,008.60	987,900.00	994,672.22
Jackson County-Zions Bank	742651DV1 PRIVATE EXPORT FUNDING CORP	1,865,000.00	USD	LT	02/10/2016	09/15/2020	1,902,222.75	0.00	12,630.19	-59,789.25	1,842,433.50	1,855,063.69

GAAP Balance Sheet by Lot

As of 06/30/2018

[Return to Table of Contents](#)

Jackson County-Agg All (33461)

Dated: 07/03/2018

Account	Identifier, Description	Current Units	Currency	BS Class	Trade Date	Final Maturity	Book Value	Interest/Dividend Due	Accrued Balance	Net Unrealized Gain/Loss	Market Value	Market Value + Accrued
Jackson County-Zions Bank	760133TR9 RENTON WASH	200,000.00	USD	LT	07/30/2015	12/01/2019	199,620.35	0.00	301.67	-3,064.35	196,556.00	196,857.67
Jackson County-Zions Bank	76116FAD9 RESOLUTION FUNDING CORP	1,000,000.00	USD	LT	11/06/2015	07/15/2020	961,238.22	0.00	0.00	-12,758.22	948,480.00	948,480.00
Jackson County-Zions Bank	780082AC7 ROYAL BANK OF CANADA	1,560,000.00	USD	LT	11/06/2015	10/14/2020	1,551,549.80	0.00	7,007.00	-24,263.00	1,527,286.80	1,534,293.80
Jackson County-Zions Bank	780082AC7 ROYAL BANK OF CANADA	1,000,000.00	USD	LT	12/09/2016	10/14/2020	1,002,183.71	0.00	4,491.67	-23,153.71	979,030.00	983,521.67
Jackson County-Zions Bank	794458DQ9 SALEM ORE HOSP FAC AUTH REV	100,000.00	USD	LT	10/26/2016	05/15/2020	104,931.58	0.00	511.11	-781.58	104,150.00	104,661.11
Jackson County-Zions Bank	797398DJ0 SAN DIEGO CNTY CALIF PENSION OBLIG	1,000,000.00	USD	LT	02/26/2018	08/15/2020	1,068,398.49	0.00	21,892.22	-7,808.49	1,060,590.00	1,082,482.22
Jackson County-Zions Bank	797669UH9 SAN FRANCISCO CALIF BAY AREA RAPID TRAN DIST SALES	500,000.00	USD	ST	12/09/2014	07/01/2018	500,000.00	0.00	4,280.00	0.00	500,000.00	504,280.00
Jackson County-Zions Bank	880591EQ1 TENNESSEE VALLEY AUTHORITY	675,000.00	USD	ST	11/14/2014	10/15/2018	675,556.05	0.00	2,493.75	-1,305.30	674,250.75	676,744.50
Jackson County-Zions Bank	89114QBL1 TORONTO-DOMINION BANK	3,000,000.00	USD	LT	12/06/2016	07/13/2021	2,950,318.07	0.00	25,200.00	-77,608.07	2,872,710.00	2,897,910.00
Jackson County-Zions Bank	89114QBT4 TORONTO-DOMINION BANK	500,000.00	USD	LT	01/30/2018	09/11/2020	493,625.71	0.00	2,826.39	-6,710.71	486,915.00	489,741.39
Jackson County-Zions Bank	89236TBJ3 TOYOTA MOTOR CREDIT CORP	500,000.00	USD	LT	01/30/2018	05/17/2021	502,526.95	0.00	1,680.56	-6,916.95	495,610.00	497,290.56
Jackson County-Zions Bank	89236TBP9 TOYOTA MOTOR CREDIT CORP	1,000,000.00	USD	LT	07/09/2015	07/18/2019	1,002,252.89	0.00	9,621.53	-8,342.89	993,910.00	1,003,531.53
Jackson County-Zions Bank	89236TBP9 TOYOTA MOTOR CREDIT CORP	1,000,000.00	USD	LT	02/10/2016	07/18/2019	1,004,814.79	0.00	9,621.53	-10,904.79	993,910.00	1,003,531.53
Jackson County-Zions Bank	89236TEC5 TOYOTA MOTOR CREDIT CORP	500,000.00	USD	LT	05/14/2018	09/08/2022	478,404.28	0.00	3,374.31	-1,554.28	476,850.00	480,224.31
Jackson County-Zions Bank	89546RHP2 TRI-CNTY MET TRANSN DIST ORE REV	95,000.00	USD	LT	01/04/2017	09/01/2019	98,585.27	0.00	1,504.17	-102.57	98,482.70	99,986.87
Jackson County-Zions Bank	90331HML4 US BANK NA	660,000.00	USD	LT	11/13/2014	10/28/2019	660,000.00	0.00	2,454.38	-6,322.80	653,677.20	656,131.57
Jackson County-Zions Bank	90331HNL3 US BANK NA	500,000.00	USD	LT	01/30/2018	01/23/2023	498,940.35	0.00	6,254.17	-9,525.35	489,415.00	495,669.17
Jackson County-Zions Bank	912828S27 UNITED STATES TREASURY	2,000,000.00	USD	LT	11/18/2016	06/30/2021	1,964,113.69	0.00	61.14	-50,613.69	1,913,500.00	1,913,561.14
Jackson County-Zions Bank	93730PAG1 WASHINGTON BIOMEDICAL RESH FACS 3 WASH LEASE REV	500,000.00	USD	LT	03/30/2015	07/01/2019	515,013.01	0.00	12,202.50	-4,723.01	510,290.00	522,492.50
Jackson County-Zions Bank	93978PMG9 WASHINGTON ST HSG FIN COMM MULTIFAMILY HSG REV	110,000.00	USD	LT	08/20/2015	07/01/2020	109,895.18	0.00	1,182.50	511.82	110,407.00	111,589.50
Jackson County-Zions Bank	94974BFR6 WELLS FARGO & CO	2,000,000.00	USD	LT	04/04/2016	01/22/2021	2,043,619.42	0.00	26,500.00	-57,579.42	1,986,040.00	2,012,540.00
Jackson County-Zions Bank	94974BGF1 WELLS FARGO & CO	2,100,000.00	USD	LT	01/27/2015	01/30/2020	2,103,082.77	0.00	18,937.92	-34,435.77	2,068,647.00	2,087,584.92
Jackson County-Zions Bank	94974BGF1 WELLS FARGO & CO	2,815,000.00	USD	LT	10/25/2016	01/30/2020	2,828,752.78	0.00	25,385.83	-55,780.73	2,772,972.05	2,798,357.88
Jackson County-Zions Bank	961214CP6 WESTPAC BANKING CORP	1,000,000.00	USD	LT	06/01/2015	05/26/2020	1,001,238.61	0.00	2,236.11	-17,458.61	983,780.00	986,016.11
Jackson County-Zions Bank	961214CS0 WESTPAC BANKING CORP	500,000.00	USD	LT	01/30/2018	11/23/2020	500,102.46	0.00	1,372.22	-7,987.46	492,115.00	493,487.22
Jackson County-Zions Bank	984657HQ2 YAMHILL CNTY ORE SCH DIST NO 029J NEWBERG	3,045,000.00	USD	ST	01/23/2015	06/15/2019	3,105,685.17	0.00	5,311.83	-20,978.37	3,084,706.80	3,090,018.63
Jackson County-BOTC5782	BOTC5782 Jackson County BOTC MMF	4,954,517.01	USD	CE	---	06/30/2018	4,954,517.01	6,267.90	0.00	0.00	4,954,517.01	4,954,517.01
Jackson County-Key Bank	CCYUSD Cash	200,337.83	USD	Cash	---	06/30/2018	200,337.83	0.00	0.00	0.00	200,337.83	200,337.83
Jackson County-BOTC5636	CCYUSD Cash	1,082,785.44	USD	Cash	---	06/30/2018	1,082,785.44	0.00	0.00	0.00	1,082,785.44	1,082,785.44
Jackson County-BOTC5782	CCYUSD Receivable	6,267.90	USD	RCV	---	06/30/2018	6,267.90	0.00	0.00	0.00	6,267.90	6,267.90

GAAP Balance Sheet by Lot

As of 06/30/2018

Jackson County-Agg All (33461)

Dated: 07/03/2018

[Return to Table of Contents](#)

Account	Identifier, Description	Current Units	Currency	BS Class	Trade Date	Final Maturity	Book Value	Interest/ Dividend Due	Accrued Balance	Net Unrealized Gain/Loss	Market Value	Market Value + Accrued
Jackson County-Zions Bank	CCYUSD Cash	11,250.00	USD	Cash	---	06/30/2018	11,250.00	0.00	0.00	0.00	11,250.00	11,250.00
Jackson County-Zions Bank	CCYUSD Receivable	350,000.00	USD	RCV	---	06/30/2018	350,000.00	0.00	0.00	0.00	350,000.00	350,000.00
Jackson County-BOTC7358	CD1632 3-YEAR PUBLIC FUND CD	1,000,000.00	USD	LT	11/09/2017	11/05/2020	1,000,000.00	0.00	11,667.95	0.00	1,000,000.00	1,011,667.95
Jackson County-Umpqua 5331	CD5331 Umpqua Bank	20,000,000.00	USD	LT	08/19/2016	08/19/2021	20,000,000.00	0.00	727,249.72	0.00	20,000,000.00	20,727,249.72
Jackson County-BOTC7358	CD66508 2-YEAR PUBLIC FUND	760,000.00	USD	ST	12/07/2016	12/07/2018	760,000.00	0.00	14,386.07	0.00	760,000.00	774,386.07
Jackson County-BOTC7358	CD8908 3-YEAR PUBLIC FUND CD	1,000,000.00	USD	LT	11/02/2017	10/29/2020	1,000,000.00	0.00	12,016.99	0.00	1,000,000.00	1,012,016.99
Jackson County-LGIP	JCKSNCNTY LGIP	7,072,213.83	USD	CE	---	06/30/2018	7,072,213.83	0.00	0.00	0.00	7,072,213.83	7,072,213.83
---	---	165,219,430.83	USD	---	---	08/07/2020	165,390,694.91	6,267.90	1,474,866.96	-2,010,832.60	163,379,862.31	164,854,729.27

* Weighted by: Market Value + Accrued.

Accrual Earning Report

07/01/2017 - 06/30/2018

[Return to Table of Contents](#)

Jackson County-Agg All (33461)

Dated: 07/03/2018

Security Type, Identifier, Description	Current Units	Interest/Dividend Income	Net Amortization/Accretion Income	Net Realized Gain/Loss	Coupon Received Income
CD CD66508 2-YEAR PUBLIC FUND	760,000.00	9,196.00	0.00	0.00	0.00
CD CD227358 3-YEAR PUBLIC FUND CD	0.00	3,669.04	0.00	0.00	32,281.64
CD CD8908 3-YEAR PUBLIC FUND CD	1,000,000.00	12,016.99	0.00	0.00	0.00
CD CD1632 3-YEAR PUBLIC FUND CD	1,000,000.00	11,667.95	0.00	0.00	0.00
MUNI 004284A96 ACALANES CALIF UN HIGH SCH DIST	800,000.00	14,992.00	-951.02	0.00	14,992.00
MUNI 011112AZ2 ALAMEDA CNTY CALIF PENSION OBLIG	140,000.00	0.00	2,694.09	0.00	0.00
CORP 037833CQ1 APPLE INC	2,000,000.00	26,066.67	1,121.78	0.00	23,000.00
CORP 037833BF6 APPLE INC	1,000,000.00	7,875.00	604.38	0.00	13,500.00
CORP 06051GFW4 BANK OF AMERICA CORP	500,000.00	3,828.12	631.58	0.00	6,562.50
YANKEE 06366RU78 BANK OF MONTREAL	1,610,000.00	28,980.00	-2,736.84	0.00	28,980.00
YANKEE 06367TPX2 BANK OF MONTREAL	500,000.00	10,500.00	-432.64	0.00	10,500.00
CORP 06406HCL1 BANK OF NEW YORK MELLON CORP	1,000,000.00	21,000.00	-6,047.94	0.00	21,000.00
CORP 064159BZ8 BANK OF NOVA SCOTIA	0.00	25,495.83	-2,032.23	-1,967.70	29,000.00
CORP 064159GW0 BANK OF NOVA SCOTIA	500,000.00	11,750.00	808.21	0.00	11,750.00
CORP 084664BW0 BERKSHIRE HATHAWAY FINANCE CORP	0.00	36,851.39	-3,318.82	0.00	42,250.00
CORP 084670BC1 BERKSHIRE HATHAWAY INC	0.00	3,854.16	-1,715.02	1,205.97	0.00
CASH CCYUSD Cash	200,337.83	0.00	0.00	0.00	0.00
CASH CCYUSD Cash	1,082,785.44	0.00	0.00	0.00	0.00
CASH CCYUSD Cash	11,250.00	0.00	0.00	0.00	0.00
MUNI 16310FCL9 CHEHALEM PK & REC DIST ORE	620,000.00	24,800.00	-13,473.95	0.00	24,800.00
CORP 166764AG5 CHEVRON CORP	1,000,000.00	24,270.00	-442.50	0.00	24,270.00
CORP 17275RAX0 CISCO SYSTEMS INC	500,000.00	12,250.00	-1,195.15	0.00	12,250.00

Accrual Earning Report

07/01/2017 - 06/30/2018

[Return to Table of Contents](#)

Jackson County-Agg All (33461)

Dated: 07/03/2018

Security Type, Identifier, Description	Current Units	Interest/Dividend Income	Net Amortization/Accretion Income	Net Realized Gain/Loss	Coupon Received Income
CORP 20271RAF7 COMMONWEALTH BANK OF AUSTRALIA (NEW YORK BRANCH)	2,000,000.00	45,000.00	-7,903.50	0.00	45,000.00
MUNI 29270CYL3 ENERGY NORTHWEST WASH ELEC REV	570,000.00	12,237.90	-4,983.12	0.00	12,237.90
MUNI 29270CR72 ENERGY NORTHWEST WASH ELEC REV	465,000.00	7,672.50	-903.16	0.00	7,672.50
MUNI 29270CYN9 ENERGY NORTHWEST WASH ELEC REV	1,000,000.00	26,530.00	-7,437.58	0.00	26,530.00
AGCY BOND 31315PQT9 FEDERAL AGRICULTURAL MORTGAGE CORP	500,000.00	7,050.00	-1,024.25	0.00	7,050.00
AGCY BOND 3132X0EQ0 FEDERAL AGRICULTURAL MORTGAGE CORP	1,000,000.00	15,500.00	2,399.05	0.00	15,500.00
AGCY BOND 3132X0GH8 FEDERAL AGRICULTURAL MORTGAGE CORP	1,000,000.00	8,531.25	3,066.59	0.00	8,125.00
AGCY BOND 3132X0G39 FEDERAL AGRICULTURAL MORTGAGE CORP	500,000.00	5,277.78	155.29	0.00	0.00
AGCY BOND 3133ECL44 FEDERAL FARM CREDIT BANKS FUNDING CORP	0.00	31,111.11	0.00	0.00	40,000.00
AGCY BOND 3133EFZT7 FEDERAL FARM CREDIT BANKS FUNDING CORP	1,000,000.00	14,000.00	0.00	0.00	14,000.00
AGCY BOND 3133EFV20 FEDERAL FARM CREDIT BANKS FUNDING CORP	2,000,000.00	29,800.00	0.00	0.00	29,800.00
AGCY BOND 3133EGSD8 FEDERAL FARM CREDIT BANKS FUNDING CORP	1,000,000.00	11,300.00	171.52	0.00	11,300.00
AGCY BOND 3133EGN76 FEDERAL FARM CREDIT BANKS FUNDING CORP	2,000,000.00	27,500.00	0.00	0.00	27,500.00
AGCY BOND 3133EGU60 FEDERAL FARM CREDIT BANKS FUNDING CORP	1,000,000.00	18,200.00	0.00	0.00	18,200.00
AGCY BOND 3133EG4D4 FEDERAL FARM CREDIT BANKS FUNDING CORP	1,000,000.00	17,300.00	0.00	0.00	17,300.00
AGCY BOND 3133EHJQ7 FEDERAL FARM CREDIT BANKS FUNDING CORP	2,000,000.00	25,177.78	1,402.05	0.00	22,000.00
AGCY BOND 3133EG2P9 FEDERAL FARM CREDIT BANKS FUNDING CORP	1,000,000.00	12,631.11	0.00	0.00	23,200.00
AGCY BOND 3133EHQG1 FEDERAL FARM CREDIT BANKS FUNDING CORP	1,495,000.00	16,361.95	1,702.19	0.00	14,950.00
AGCY BOND 3133EJAX7 FEDERAL FARM CREDIT BANKS FUNDING CORP	500,000.00	5,208.33	38.50	0.00	0.00
AGCY BOND 3133EJAZ2 FEDERAL FARM CREDIT BANKS FUNDING CORP	500,000.00	5,578.61	82.74	0.00	0.00
AGCY BOND 3133EJFV6 FEDERAL FARM CREDIT BANKS FUNDING CORP	500,000.00	4,151.66	0.00	0.00	0.00
AGCY BOND 313380Z75 FEDERAL HOME LOAN BANKS	147,058.82	2,014.70	494.26	0.00	2,014.70

Accrual Earning Report

07/01/2017 - 06/30/2018

[Return to Table of Contents](#)

Jackson County-Agg All (33461)

Dated: 07/03/2018

<i>Security Type, Identifier, Description</i>	<i>Current Units</i>	<i>Interest/Dividend Income</i>	<i>Net Amortization/Accretion Income</i>	<i>Net Realized Gain/Loss</i>	<i>Coupon Received Income</i>
AGCY BOND 313381C29 FEDERAL HOME LOAN BANKS	0.00	15,540.00	742.86	0.00	16,800.00
AGCY BOND 3130A9DR9 FEDERAL HOME LOAN BANKS	1,000,000.00	14,200.00	0.00	0.00	14,200.00
AGCY BOND 3130A9KE0 FEDERAL HOME LOAN BANKS	1,000,000.00	14,000.00	149.90	0.00	14,000.00
AGCY BOND 3130A9NK3 FEDERAL HOME LOAN BANKS	1,000,000.00	13,750.00	0.00	0.00	13,750.00
AGCY BOND 313383HU8 FEDERAL HOME LOAN BANKS	1,000,000.00	17,500.00	-6,249.70	0.00	17,500.00
AGCY BOND 3130A9TJ0 FEDERAL HOME LOAN BANKS	2,355,000.00	28,260.00	235.59	0.00	28,260.00
AGCY BOND 313381Z57 FEDERAL HOME LOAN BANKS	2,000,000.00	30,000.00	5,180.49	0.00	30,000.00
AGCY BOND 3130AA6U7 FEDERAL HOME LOAN BANKS	0.00	8,833.33	0.00	0.00	15,000.00
AGCY BOND 3130ACNM2 FEDERAL HOME LOAN BANKS	1,000,000.00	12,983.34	492.86	0.00	11,400.00
AGCY BOND 3130ACX82 FEDERAL HOME LOAN BANKS	2,000,000.00	27,048.62	317.59	0.00	23,750.00
AGCY BOND 3130ACW59 FEDERAL HOME LOAN BANKS	1,000,000.00	11,977.78	135.52	0.00	11,000.00
AGCY BOND 3130ADC26 FEDERAL HOME LOAN BANKS	500,000.00	4,583.33	207.04	0.00	0.00
AGCY BOND 3130ADTS1 FEDERAL HOME LOAN BANKS	500,000.00	3,961.11	0.00	0.00	0.00
AGCY BOND 3130ADTT9 FEDERAL HOME LOAN BANKS	1,000,000.00	7,986.11	0.00	0.00	0.00
AGCY BOND 3130AE5P1 FEDERAL HOME LOAN BANKS	1,000,000.00	3,666.67	22.14	0.00	0.00
AGCY DISC 313400BV4 FEDERAL HOME LOAN MORTGAGE CORP	115,000.00	0.00	2,301.00	0.00	0.00
AGCY BOND 3134G73M1 FEDERAL HOME LOAN MORTGAGE CORP	1,000,000.00	10,000.00	1,749.50	0.00	10,000.00
AGCY BOND 3134G8Y86 FEDERAL HOME LOAN MORTGAGE CORP	1,000,000.00	12,500.00	307.76	0.00	12,500.00
AGCY BOND 3134G8YF0 FEDERAL HOME LOAN MORTGAGE CORP	1,000,000.00	12,000.00	0.00	0.00	12,000.00
AGCY BOND 3134GARV8 FEDERAL HOME LOAN MORTGAGE CORP	1,000,000.00	13,000.00	0.00	0.00	13,000.00
AGCY BOND 3134GB3V2 FEDERAL HOME LOAN MORTGAGE CORP	1,000,000.00	12,527.78	85.40	0.00	11,000.00
AGCY BOND 3134GB3M2 FEDERAL HOME LOAN MORTGAGE CORP	500,000.00	5,882.64	324.32	0.00	2,568.06

Accrual Earning Report

07/01/2017 - 06/30/2018

[Return to Table of Contents](#)

Jackson County-Agg All (33461)

Dated: 07/03/2018

<i>Security Type, Identifier, Description</i>	<i>Current Units</i>	<i>Interest/Dividend Income</i>	<i>Net Amortization/Accretion Income</i>	<i>Net Realized Gain/Loss</i>	<i>Coupon Received Income</i>
AGCY BOND 3134GAQ31 FEDERAL HOME LOAN MORTGAGE CORP	1,000,000.00	11,765.27	264.63	0.00	10,750.00
AGCY BOND 3134G9P27 FEDERAL HOME LOAN MORTGAGE CORP	1,000,000.00	5,055.56	1,706.76	0.00	5,000.00
AGCY BOND 3134GSAE5 FEDERAL HOME LOAN MORTGAGE CORP	1,000,000.00	11,526.67	0.00	0.00	5,700.00
AGCY BOND 3134GSET8 FEDERAL HOME LOAN MORTGAGE CORP	500,000.00	3,680.56	42.82	0.00	0.00
AGCY BOND 3134GSLT0 FEDERAL HOME LOAN MORTGAGE CORP	1,000,000.00	2,368.06	0.00	0.00	0.00
AGCY BOND 3134GSNU5 FEDERAL HOME LOAN MORTGAGE CORP	1,000,000.00	177.08	1.73	0.00	0.00
AGCY BOND 313586RC5 FEDERAL NATIONAL MORTGAGE ASSOCIATION	1,350,000.00	0.00	27,533.01	0.00	0.00
AGCY BOND 3135G0E33 FEDERAL NATIONAL MORTGAGE ASSOCIATION	1,000,000.00	11,250.00	639.86	0.00	11,250.00
AGCY DISC 31364DNP7 FEDERAL NATIONAL MORTGAGE ASSOCIATION	0.00	0.00	2,026.65	0.00	0.00
AGCY BOND 3136G06L0 FEDERAL NATIONAL MORTGAGE ASSOCIATION	0.00	4,390.60	54.21	0.00	5,376.25
AGCY BOND 3136G1GU7 FEDERAL NATIONAL MORTGAGE ASSOCIATION	0.00	31,033.33	0.00	0.00	42,000.00
AGCY BOND 3136G2YB7 FEDERAL NATIONAL MORTGAGE ASSOCIATION	1,000,000.00	13,200.00	0.00	0.00	13,200.00
AGCY BOND 3135G0J95 FEDERAL NATIONAL MORTGAGE ASSOCIATION	1,000,000.00	13,500.00	0.00	0.00	13,500.00
AGCY BOND 3136G35S0 FEDERAL NATIONAL MORTGAGE ASSOCIATION	1,000,000.00	13,000.00	97.70	0.00	13,000.00
AGCY BOND 3136G35C5 FEDERAL NATIONAL MORTGAGE ASSOCIATION	1,000,000.00	14,000.00	0.00	0.00	14,000.00
AGCY BOND 3136G35C5 FEDERAL NATIONAL MORTGAGE ASSOCIATION	1,000,000.00	14,000.00	0.00	0.00	14,000.00
AGCY BOND 3136G34K8 FEDERAL NATIONAL MORTGAGE ASSOCIATION	1,000,000.00	11,250.00	168.83	0.00	11,250.00
AGCY BOND 3136G34L6 FEDERAL NATIONAL MORTGAGE ASSOCIATION	1,000,000.00	11,250.00	135.44	0.00	11,250.00
AGCY BOND 3136G4AC7 FEDERAL NATIONAL MORTGAGE ASSOCIATION	0.00	1,145.83	0.00	-9,930.00	0.00
AGCY BOND 3136G0B91 FEDERAL NATIONAL MORTGAGE ASSOCIATION	1,230,000.00	18,450.00	-5,924.60	0.00	18,450.00
AGCY BOND 3136G4DB6 FEDERAL NATIONAL MORTGAGE ASSOCIATION	1,000,000.00	12,500.00	0.00	0.00	12,500.00
AGCY BOND 3136G4AS2 FEDERAL NATIONAL MORTGAGE ASSOCIATION	500,000.00	4,514.58	1,315.76	0.00	4,125.00

Accrual Earning Report

07/01/2017 - 06/30/2018

[Return to Table of Contents](#)

Jackson County-Agg All (33461)

Dated: 07/03/2018

Security Type, Identifier, Description	Current Units	Interest/Dividend Income	Net Amortization/Accretion Income	Net Realized Gain/Loss	Coupon Received Income
CORP 36966RW77 GENERAL ELECTRIC CAPITAL CORPORATION	1,015,000.00	53,287.50	-33,517.09	0.00	53,287.50
MUNI 432092SG0 HILLSBORO ORE	160,000.00	4,800.00	-2,898.15	0.00	4,800.00
MUNI 453907HN0 INDEPENDENCE ORE	280,000.00	4,007.11	0.00	0.00	3,353.78
MUNI 453907HM2 INDEPENDENCE ORE	270,000.00	3,588.00	0.00	0.00	3,003.00
CORP 459200HE4 INTERNATIONAL BUSINESS MACHINES CORP	1,500,000.00	28,125.00	189.14	0.00	28,125.00
CORP 459200JF9 INTERNATIONAL BUSINESS MACHINES CORP	2,000,000.00	45,000.00	0.00	0.00	45,000.00
CORP 459200HM6 INTERNATIONAL BUSINESS MACHINES CORP	1,651,000.00	26,828.76	5,958.82	0.00	26,828.76
MMFUND BOTC5782 Jackson County BOTC MMF	4,954,517.01	40,295.51	0.00	0.00	0.00
MUNI 473448CY2 JEFFERSON CNTY ORE SCH DIST NO 509J	475,000.00	19,000.00	-10,657.71	0.00	19,000.00
CORP 46625HHL7 JPMORGAN CHASE & CO	2,000,000.00	126,000.00	-78,882.52	0.00	126,000.00
CORP 46625HJR2 JPMORGAN CHASE & CO	1,000,000.00	23,500.00	-2,779.04	0.00	23,500.00
CORP 46625HKA7 JPMORGAN CHASE & CO	1,000,000.00	22,500.00	1,030.56	0.00	22,500.00
CORP 48127HAA7 JPMORGAN CHASE & CO	1,000,000.00	22,000.00	1,969.58	0.00	22,000.00
MUNI 492244DV7 KERN CALIF CMNTY COLLEGE DIST	1,000,000.00	28,930.00	-12,764.96	0.00	28,930.00
CORP 49327M2F0 KEYBANK NA	2,000,000.00	50,000.00	-5,519.38	0.00	50,000.00
MUNI 49474E3L5 KING CNTY WASH	150,000.00	5,970.00	-3,241.32	0.00	5,970.00
MMFUND JCKSNCNTY LGIP	7,072,213.83	139,246.25	0.00	0.00	0.00
MUNI 569203LT7 MARION & POLK CNTYS ORE SCH DIST NO 24J SALEM-KEIZ	0.00	6,505.90	-2,610.93	0.00	6,808.50
MUNI 56913RAT5 MARION CNTY ORE PENSION OBLIG REV	200,000.00	0.00	4,237.15	0.00	0.00
CORP 594918BH6 MICROSOFT CORP	1,000,000.00	15,016.66	-1,500.67	0.00	13,250.00
MUNI 609694FY5 MONMOUTH ORE	345,000.00	4,937.33	0.00	0.00	2,522.33
MUNI 609694FX7 MONMOUTH ORE	335,000.00	4,451.78	0.00	0.00	2,274.28

Accrual Earning Report

07/01/2017 - 06/30/2018

[Return to Table of Contents](#)

Jackson County-Agg All (33461)

Dated: 07/03/2018

Security Type, Identifier, Description	Current Units	Interest/Dividend Income	Net Amortization/Accretion Income	Net Realized Gain/Loss	Coupon Received Income
CORP 63254AAJ7 NATIONAL AUSTRALIA BANK LTD (NEW YORK BRANCH)	1,000,000.00	23,000.00	-4,168.26	0.00	23,000.00
CORP 63254AAM0 NATIONAL AUSTRALIA BANK LTD (NEW YORK BRANCH)	3,000,000.00	60,000.00	-15,963.25	0.00	60,000.00
CORP 63254AAE8 NATIONAL AUSTRALIA BANK LTD (NEW YORK BRANCH)	689,000.00	9,071.83	0.60	0.00	0.00
CORP 68389XBR5 ORACLE CORP	1,000,000.00	3,281.25	691.32	0.00	0.00
MUNI 686053CH0 OREGON SCH BRDS ASSN	0.00	0.00	4,484.39	0.00	0.00
MUNI 720653JL9 PIERCE CNTY WASH SWR REV	500,000.00	17,500.00	-8,382.08	0.00	17,500.00
MUNI 73474TAE0 PORT MORROW ORE TRANSMISSION FACS REV	500,000.00	10,600.00	-572.26	0.00	10,600.00
MUNI 73474TAL4 PORT MORROW ORE TRANSMISSION FACS REV	1,700,000.00	30,294.00	5,119.21	0.00	30,294.00
MUNI 73474TAL4 PORT MORROW ORE TRANSMISSION FACS REV	140,000.00	2,494.80	619.29	0.00	2,494.80
MUNI 735524MP2 PORT VANCOUVER WASH	250,000.00	2,793.00	-68.44	0.00	2,565.00
CORP 740189AL9 PRECISION CASTPARTS CORP	2,000,000.00	45,000.00	-812.44	0.00	45,000.00
CORP 742651DV1 PRIVATE EXPORT FUNDING CORP	1,000,000.00	23,000.00	-2,220.12	0.00	23,000.00
CORP 742651DV1 PRIVATE EXPORT FUNDING CORP	1,865,000.00	42,895.00	-16,835.57	0.00	42,895.00
CASH CCYUSD Receivable	6,267.90	0.00	0.00	0.00	0.00
CASH CCYUSD Receivable	350,000.00	0.00	0.00	0.00	0.00
MUNI 760133TR9 RENTON WASH	200,000.00	3,620.00	267.51	0.00	3,620.00
AGCY BOND 76116FAD9 RESOLUTION FUNDING CORP	1,000,000.00	0.00	18,990.67	0.00	0.00
CORP 780082AC7 ROYAL BANK OF CANADA	1,560,000.00	32,760.00	3,689.38	0.00	32,760.00
CORP 780082AC7 ROYAL BANK OF CANADA	1,000,000.00	21,000.00	-953.42	0.00	21,000.00
MUNI 794458DQ9 SALEM ORE HOSP FAC AUTH REV	100,000.00	4,000.00	-2,631.62	0.00	4,000.00
MUNI 797398DJ0 SAN DIEGO CNTY CALIF PENSION OBLIG	1,000,000.00	19,799.58	-10,841.51	0.00	0.00
MUNI 797669UH9 SAN FRANCISCO CALIF BAY AREA RAPID TRAN DIST SALES	500,000.00	8,560.00	-540.32	0.00	8,560.00

Accrual Earning Report

07/01/2017 - 06/30/2018

[Return to Table of Contents](#)

Jackson County-Agg All (33461)

Dated: 07/03/2018

Security Type, Identifier, Description	Current Units	Interest/Dividend Income	Net Amortization/Accretion Income	Net Realized Gain/Loss	Coupon Received Income
MUNI 82785RAK5 SILVER LAKE WASH WTR & SWR DIST WTR & SWR REV	0.00	2,500.00	-1,871.31	0.00	3,000.00
MUNI 84247PHS3 SOUTHERN CALIF PUB PWR AUTH REV	0.00	0.01	0.00	0.00	7,356.63
AGCY BOND 880591EQ1 TENNESSEE VALLEY AUTHORITY	675,000.00	11,812.50	-1,914.72	0.00	11,812.50
CORP 89114QBL1 TORONTO-DOMINION BANK	3,000,000.00	54,000.00	16,366.34	0.00	54,000.00
CORP 89114QBT4 TORONTO-DOMINION BANK	500,000.00	3,854.17	1,190.71	0.00	4,599.31
CORP 89236TBP9 TOYOTA MOTOR CREDIT CORP	1,000,000.00	21,250.00	-2,152.63	0.00	21,250.00
CORP 89236TBP9 TOYOTA MOTOR CREDIT CORP	1,000,000.00	21,250.00	-4,600.52	0.00	21,250.00
CORP 89236TBJ3 TOYOTA MOTOR CREDIT CORP	500,000.00	5,729.17	-363.05	0.00	6,875.00
CORP 89236TEC5 TOYOTA MOTOR CREDIT CORP	500,000.00	1,343.75	649.28	0.00	0.00
MUNI 89546RHP2 TRI-CNTY MET TRANSN DIST ORE REV	95,000.00	4,512.50	-3,064.70	0.00	4,512.50
CD CD5331 Umpqua Bank	20,000,000.00	390,000.00	0.00	0.00	0.00
US GOV 912828S27 UNITED STATES TREASURY	2,000,000.00	22,500.00	11,962.10	0.00	22,500.00
CORP 90331HML4 US BANK NA	660,000.00	14,025.00	0.00	0.00	14,025.00
CORP 90331HNL3 US BANK NA	500,000.00	5,937.50	95.35	0.00	0.00
MUNI 93730PAG1 WASHINGTON BIOMEDICAL RESH FACS 3 WASH LEASE REV	500,000.00	24,405.00	-15,013.01	0.00	24,405.00
MUNI 93978PMG9 WASHINGTON ST HSG FIN COMMN MULTIFAMILY HSG REV	110,000.00	2,365.00	52.34	0.00	2,365.00
CORP 94974BGF1 WELLS FARGO & CO	2,100,000.00	45,150.00	-1,946.73	0.00	45,150.00
CORP 94974BFR6 WELLS FARGO & CO	2,000,000.00	60,000.00	-17,009.71	0.00	60,000.00
CORP 94974BGF1 WELLS FARGO & CO	2,815,000.00	60,522.50	-8,684.71	0.00	60,522.50
CORP 961214CP6 WESTPAC BANKING CORP	1,000,000.00	23,000.00	-650.50	0.00	23,000.00
CORP 961214CM3 WESTPAC BANKING CORP	0.00	6,975.00	-574.16	0.00	7,750.00
CORP 961214CS0 WESTPAC BANKING CORP	500,000.00	5,416.66	-17.54	0.00	6,500.00

Accrual Earning Report

07/01/2017 - 06/30/2018

Jackson County-Agg All (33461)

Dated: 07/03/2018

[Return to Table of Contents](#)

<i>Security Type, Identifier, Description</i>	<i>Current Units</i>	<i>Interest/Dividend Income</i>	<i>Net Amortization/Accretion Income</i>	<i>Net Realized Gain/Loss</i>	<i>Coupon Received Income</i>
MUNI 984657HQ2 YAMHILL CNTY ORE SCH DIST NO 029J NEWBERG	3,045,000.00	119,516.26	-63,467.30	0.00	119,516.26
---	165,219,430.83	3,065,180.34	-267,288.31	-10,691.73	2,434,427.20

* Weighted by: Ending Market Value + Accrued. * Holdings Displayed by: Lot.

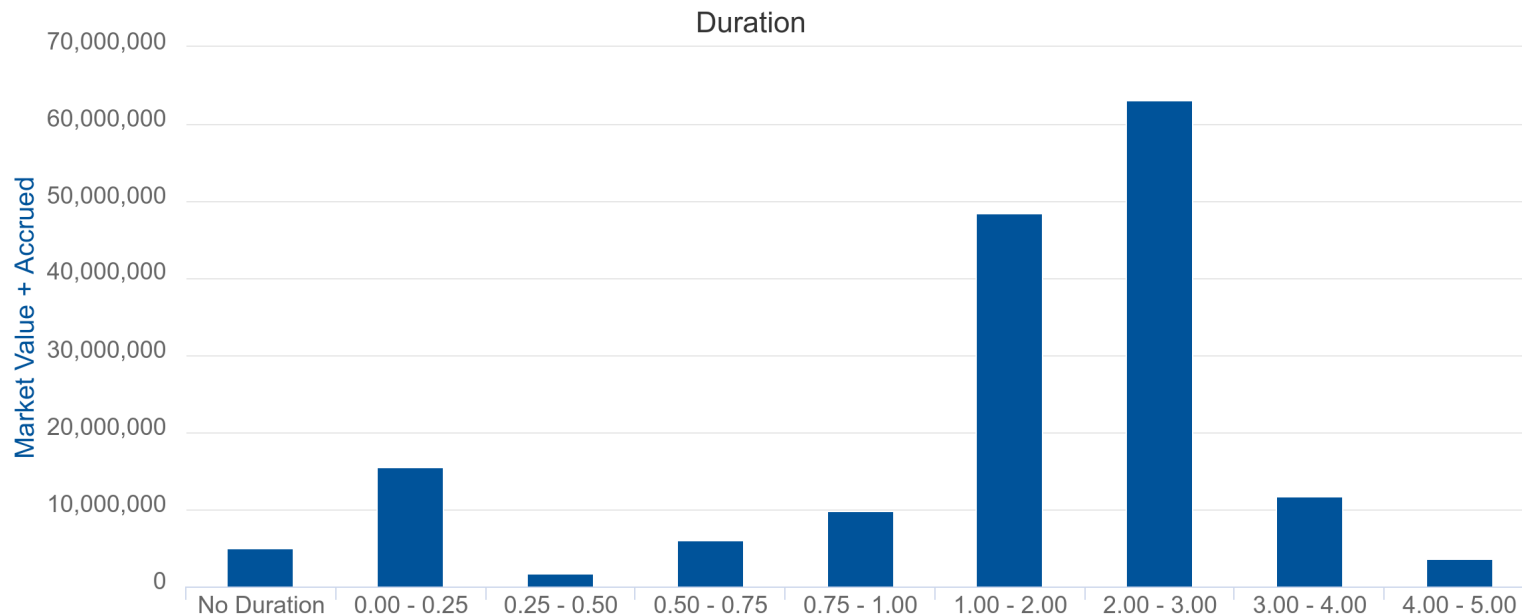
Duration with Graph

As of 06/30/2018

Jackson County-Agg All (33461)

Dated: 07/03/2018

[Return to Table of Contents](#)



Duration	Yield	Duration	Market Value + Accrued
0.00 - 0.25	1.882	0.029	15,451,328.44
0.25 - 0.50	1.797	0.376	1,740,888.47
0.50 - 0.75	2.643	0.590	6,034,100.83
0.75 - 1.00	2.633	0.895	9,825,781.46
1.00 - 2.00	2.776	1.527	48,451,503.91
2.00 - 3.00	2.539	2.594	63,109,837.89
3.00 - 4.00	3.043	3.344	11,639,114.99
4.00 - 5.00	3.254	4.166	3,647,656.26
No Duration	1.550	---	4,954,517.01
---	2.570	1.909	164,854,729.27

* Grouped by: Duration. * Groups Sorted by: Duration. * Weighted by: Market Value + Accrued.

Summary by Issuer

As of 06/30/2018

[Return to Table of Contents](#)

Jackson County-Agg All (33461)

Dated: 07/03/2018

<i>Description</i>	<i>Book Value</i>	<i>Market Value + Accrued</i>
2-YEAR PUBLIC FUND	760,000.00	774,386.07
3-YEAR PUBLIC FUND CD	2,000,000.00	2,023,684.93
ACALANES CALIF UN HIGH SCH DIST	801,031.79	799,414.67
ALAMEDA CNTY CALIF PENSION OBLIG	138,870.70	138,174.40
APPLE INC	2,984,346.17	2,935,758.89
BANK OF AMERICA CORP	493,961.58	493,775.00
BANK OF MONTREAL	2,110,851.98	2,115,987.97
BANK OF NEW YORK MELLON CORP	1,000,016.57	1,008,380.00
BANK OF NOVA SCOTIA	498,133.36	492,409.72
Cash	1,294,373.27	1,294,373.27
CHEHALEM PK & REC DIST ORE	646,394.18	645,009.42
CHEVRON CORP	1,000,840.13	994,181.92
CISCO SYSTEMS INC	502,341.18	497,399.44
COMMONWEALTH BANK OF AUSTRALIA (NEW YORK BRANCH)	2,005,521.62	2,009,140.00
ENERGY NORTHWEST WASH ELEC REV	2,050,798.69	2,051,730.80
FEDERAL AGRICULTURAL MORTGAGE CORP	2,974,317.56	2,937,595.14
FEDERAL FARM CREDIT BANKS FUNDING CORP	13,972,259.05	13,781,558.37
FEDERAL HOME LOAN BANKS	15,490,116.35	15,224,160.08
FEDERAL HOME LOAN MORTGAGE CORP	11,091,413.28	11,005,888.31
FEDERAL NATIONAL MORTGAGE ASSOCIATION	12,043,587.42	11,880,095.63
GENERAL ELECTRIC CAPITAL CORPORATION	1,072,208.62	1,050,198.51
HILLSBORO ORE	165,566.04	164,073.60
INDEPENDENCE ORE	550,000.00	540,117.03
INTERNATIONAL BUSINESS MACHINES CORP	5,139,668.55	5,083,995.38
Jackson County BOTC MMF	4,954,517.01	4,954,517.01
JEFFERSON CNTY ORE SCH DIST NO 509J	495,877.44	495,309.94
JPMORGAN CHASE & CO	5,061,385.46	5,080,429.17
KERN CALIF CMNTY COLLEGE DIST	1,029,866.51	1,004,041.67
KEYBANK NA	2,008,044.69	1,986,402.22
KING CNTY WASH	151,358.69	151,583.50
LGIP	7,072,213.83	7,072,213.83
MARION CNTY ORE PENSION OBLIG REV	196,111.11	194,780.00
MICROSOFT CORP	1,011,109.33	987,459.44
MONMOUTH ORE	680,000.00	670,594.45
NATIONAL AUSTRALIA BANK LTD (NEW YORK BRANCH)	4,697,883.57	4,708,343.20
ORACLE CORP	974,601.32	985,146.67
PIERCE CNTY WASH SWR REV	509,093.98	510,746.67
PORT MORROW ORE TRANSMISSION FACS REV	2,322,463.46	2,282,101.13
PORT VANCOUVER WASH	250,179.06	247,972.50
PRECISION CASTPARTS CORP	2,001,522.50	1,977,360.00
PRIVATE EXPORT FUNDING CORP	2,907,131.36	2,849,735.92
Receivable	356,267.90	356,267.90
RENTON WASH	199,620.35	196,857.67
RESOLUTION FUNDING CORP	961,238.22	948,480.00
ROYAL BANK OF CANADA	2,553,733.51	2,517,815.47
SALEM ORE HOSP FAC AUTH REV	104,931.58	104,661.11
SAN DIEGO CNTY CALIF PENSION OBLIG	1,068,398.49	1,082,482.22
SAN FRANCISCO CALIF BAY AREA RAPID TRAN DIST SALES	500,000.00	504,280.00
TENNESSEE VALLEY AUTHORITY	675,556.05	676,744.50
TORONTO-DOMINION BANK	3,443,943.78	3,387,651.39
TOYOTA MOTOR CREDIT CORP	2,987,998.91	2,984,577.92
TRI-CNTY MET TRANSN DIST ORE REV	98,585.27	99,986.87
Umpqua Bank	20,000,000.00	20,727,249.72
UNITED STATES TREASURY	1,964,113.69	1,913,561.14

Summary by Issuer

As of 06/30/2018

Jackson County-Agg All (33461)

Dated: 07/03/2018

[Return to Table of Contents](#)

<i>Description</i>	<i>Book Value</i>	<i>Market Value + Accrued</i>
US BANK NA	1,158,940.35	1,151,800.74
WASHINGTON BIOMEDICAL RESH FACS 3 WASH LEASE REV	515,013.01	522,492.50
WASHINGTON ST HSG FIN COMMN MULTIFAMILY HSG REV	109,895.18	111,589.50
WELLS FARGO & CO	6,975,454.97	6,898,482.79
WESTPAC BANKING CORP	1,501,341.07	1,479,503.33
YAMHILL CNTY ORE SCH DIST NO 029J NEWBERG	3,105,685.17	3,090,018.63
---	165,390,694.91	164,854,729.27

* Grouped by: Description. * Groups Sorted by: Description. * Weighted by: Market Value + Accrued, except Book Yield by Base Book Value + Accrued. * Holdings Displayed by: Position.

Portfolio Trading Activity

07/01/2017 - 06/30/2018

Jackson County-Agg All (33461)

[Return to Table of Contents](#)

Dated: 07/03/2018

* Does not Lock Down.

Identifier	Description	Current Units	Transaction Type	Trade Date	Settle Date	Final Maturity	Price	Principal	Accrued Interest	Realized Gain/Loss	Amount
CD227358	3-YEAR PUBLIC FUND CD	-1,000,000.00	Maturity	11/02/2017	11/02/2017	11/02/2017	100.000	-1,000,000.00	0.00	0.00	1,000,000.00
CD8908	3-YEAR PUBLIC FUND CD	1,000,000.00	Buy	11/02/2017	11/02/2017	10/29/2020	100.000	1,000,000.00	0.00	0.00	-1,000,000.00
CD1632	3-YEAR PUBLIC FUND CD	1,000,000.00	Buy	11/09/2017	11/09/2017	11/05/2020	100.000	1,000,000.00	0.00	0.00	-1,000,000.00
037833BF6	APPLE INC	1,000,000.00	Buy	03/14/2018	03/16/2018	05/13/2022	99.142	991,420.00	9,225.00	0.00	-1,000,645.00
037833CQ1	APPLE INC	2,000,000.00	Buy	12/05/2017	12/07/2017	05/11/2022	99.560	1,991,200.00	3,322.22	0.00	-1,994,522.22
06051GFW4	BANK OF AMERICA CORP	500,000.00	Buy	03/14/2018	03/16/2018	04/19/2021	98.666	493,330.00	5,359.38	0.00	-498,689.38
064159BZ8	BANK OF NOVA SCOTIA	-1,000,000.00	Sell	08/11/2017	08/16/2017	04/25/2018	99.883	-998,830.00	-4,470.83	-1,967.70	1,003,300.83
064159BZ8	BANK OF NOVA SCOTIA	-2,000,000.00	Maturity	04/25/2018	04/25/2018	04/25/2018	100.000	-2,000,000.00	0.00	0.00	2,000,000.00
084664BW0	BERKSHIRE HATHAWAY FINANCE CORP	-3,250,000.00	Maturity	05/15/2018	05/15/2018	05/15/2018	100.000	-3,250,000.00	0.00	0.00	3,250,000.00
084670BC1	BERKSHIRE HATHAWAY INC	-1,000,000.00	Sell	08/03/2017	08/08/2017	08/15/2021	106.746	-1,067,460.00	-18,020.83	1,205.97	1,085,480.83
3132X0GH8	FEDERAL AGRICULTURAL MORTGAGE CORP	1,000,000.00	Buy	12/21/2017	12/22/2017	10/29/2021	97.741	977,410.00	2,392.36	0.00	-979,802.36
3132X0G39	FEDERAL AGRICULTURAL MORTGAGE CORP	500,000.00	Buy	01/30/2018	01/30/2018	01/30/2023	99.627	498,134.50	0.00	0.00	-498,134.50
3133ECL44	FEDERAL FARM CREDIT BANKS FUNDING CORP	-4,000,000.00	Maturity	04/11/2018	04/11/2018	04/11/2018	100.000	-4,000,000.00	0.00	0.00	4,000,000.00
3133EHJQ7	FEDERAL FARM CREDIT BANKS FUNDING CORP	2,000,000.00	Buy	12/04/2017	12/05/2017	05/16/2022	99.453	1,989,060.00	2,322.22	0.00	-1,991,382.22
3133EG2P9	FEDERAL FARM CREDIT BANKS FUNDING CORP	1,000,000.00	Buy	12/14/2017	12/15/2017	12/29/2021	100.000	1,000,000.00	10,697.78	0.00	-1,010,697.78
3133EHQG1	FEDERAL FARM CREDIT BANKS FUNDING CORP	1,495,000.00	Buy	12/13/2017	12/14/2017	04/05/2022	99.100	1,481,545.00	5,730.83	0.00	-1,487,275.83
3133EJAX7	FEDERAL FARM CREDIT BANKS FUNDING CORP	500,000.00	Buy	01/30/2018	02/01/2018	02/01/2022	99.925	499,625.00	0.00	0.00	-499,625.00
3133EJAZ2	FEDERAL FARM CREDIT BANKS FUNDING CORP	500,000.00	Buy	01/30/2018	01/31/2018	01/30/2023	99.800	499,000.00	0.00	0.00	-499,000.00
3133EJFV6	FEDERAL FARM CREDIT BANKS FUNDING CORP	500,000.00	Buy	03/14/2018	03/15/2018	03/14/2022	100.000	500,000.00	39.17	0.00	-500,039.17
313381C29	FEDERAL HOME LOAN BANKS	-1,600,000.00	Maturity	06/04/2018	06/04/2018	06/04/2018	100.000	-1,600,000.00	0.00	0.00	1,600,000.00
3130AA6U7	FEDERAL HOME LOAN BANKS	-3,000,000.00	Call Redemption	08/24/2017	08/24/2017	11/24/2021	100.000	-3,000,000.00	0.00	0.00	3,000,000.00
3130ACW59	FEDERAL HOME LOAN BANKS	1,000,000.00	Buy	12/13/2017	12/15/2017	12/15/2021	99.900	999,000.00	0.00	0.00	-999,000.00
3130ACNM2	FEDERAL HOME LOAN BANKS	1,000,000.00	Buy	12/05/2017	12/06/2017	10/26/2022	99.575	995,750.00	2,533.33	0.00	-998,283.33
3130ACX82	FEDERAL HOME LOAN BANKS	2,000,000.00	Buy	12/05/2017	12/06/2017	12/05/2022	99.860	1,997,200.00	131.94	0.00	-1,997,331.94
3130ADC26	FEDERAL HOME LOAN BANKS	500,000.00	Buy	01/30/2018	01/31/2018	01/29/2021	99.700	498,500.00	61.11	0.00	-498,561.11
3130ADTT9	FEDERAL HOME LOAN BANKS	1,000,000.00	Buy	03/21/2018	03/29/2018	03/29/2023	100.000	1,000,000.00	0.00	0.00	-1,000,000.00
3130ADTS1	FEDERAL HOME LOAN BANKS	500,000.00	Buy	03/14/2018	03/29/2018	03/29/2023	100.000	500,000.00	0.00	0.00	-500,000.00
3130AE5P1	FEDERAL HOME LOAN BANKS	1,000,000.00	Buy	05/14/2018	05/17/2018	08/17/2022	99.924	999,236.00	0.00	0.00	-999,236.00
3134G9P27	FEDERAL HOME LOAN MORTGAGE CORP	1,000,000.00	Buy	12/28/2017	12/29/2017	07/27/2022	98.450	984,500.00	4,222.22	0.00	-988,722.22
3134GAQ31	FEDERAL HOME LOAN MORTGAGE CORP	1,000,000.00	Buy	12/13/2017	12/14/2017	01/26/2022	99.800	998,000.00	8,241.67	0.00	-1,006,241.67
3134GB3M2	FEDERAL HOME LOAN MORTGAGE CORP	500,000.00	Buy	12/13/2017	12/14/2017	02/25/2022	99.500	497,500.00	447.92	0.00	-497,947.92
3134GB3V2	FEDERAL HOME LOAN MORTGAGE CORP	1,000,000.00	Buy	12/05/2017	12/06/2017	11/28/2022	99.925	999,250.00	488.89	0.00	-999,738.89
3134GSAE5	FEDERAL HOME LOAN MORTGAGE CORP	1,000,000.00	Buy	12/13/2017	12/29/2017	09/29/2021	100.000	1,000,000.00	0.00	0.00	-1,000,000.00
3134GSET8	FEDERAL HOME LOAN MORTGAGE CORP	500,000.00	Buy	03/14/2018	03/15/2018	08/27/2021	99.900	499,500.00	625.00	0.00	-500,125.00
3134GSLT0	FEDERAL HOME LOAN MORTGAGE CORP	1,000,000.00	Buy	05/14/2018	05/30/2018	05/30/2023	100.000	1,000,000.00	0.00	0.00	-1,000,000.00
3134GSNU5	FEDERAL HOME LOAN MORTGAGE CORP	1,000,000.00	Buy	06/15/2018	06/28/2018	06/28/2023	99.894	998,944.00	0.00	0.00	-998,944.00
3136G06L0	FEDERAL NATIONAL MORTGAGE ASSOCIATION	-1,265,000.00	Maturity	11/28/2017	11/28/2017	11/28/2017	100.000	-1,265,000.00	0.00	0.00	1,265,000.00
31364DNP7	FEDERAL NATIONAL MORTGAGE ASSOCIATION	-1,026,000.00	Maturity	09/23/2017	09/23/2017	09/23/2017	100.000	-1,026,000.00	0.00	0.00	1,026,000.00

Portfolio Trading Activity

07/01/2017 - 06/30/2018

[Return to Table of Contents](#)

Jackson County-Agg All (33461)

Dated: 07/03/2018

Identifier	Description	Current Units	Transaction Type	Trade Date	Settle Date	Final Maturity	Price	Principal	Accrued Interest	Realized Gain/Loss	Amount
3136G1GU7	FEDERAL NATIONAL MORTGAGE ASSOCIATION	-4,000,000.00	Maturity	03/27/2018	03/27/2018	03/27/2018	100.000	-4,000,000.00	0.00	0.00	4,000,000.00
3136G4AC7	FEDERAL NATIONAL MORTGAGE ASSOCIATION	-1,000,000.00	Sell	08/03/2017	08/04/2017	03/27/2020	99.007	-990,070.00	-4,409.72	-9,930.00	994,479.72
3136G4AS2	FEDERAL NATIONAL MORTGAGE ASSOCIATION	500,000.00	Buy	12/13/2017	12/14/2017	10/13/2021	98.150	490,750.00	1,397.92	0.00	-492,147.92
453907HN0	INDEPENDENCE ORE	280,000.00	Buy	12/08/2017	12/27/2017	06/01/2022	100.000	280,000.00	0.00	0.00	-280,000.00
453907HM2	INDEPENDENCE ORE	270,000.00	Buy	12/08/2017	12/27/2017	06/01/2021	100.000	270,000.00	0.00	0.00	-270,000.00
BOTC5782	Jackson County BOTC MMF	19,587,517.01	Buy	---	---	06/30/2018	1.000	19,587,517.01	0.00	0.00	-19,587,517.01
BOTC5782	Jackson County BOTC MMF	-14,633,000.00	Sell	---	---	06/30/2018	---	-14,633,000.00	0.00	0.00	14,633,000.00
JCKSNCNTY	LGIP	31,332,578.66	Buy	---	---	06/30/2018	1.000	31,332,578.66	0.00	0.00	-31,332,578.66
JCKSNCNTY	LGIP	-25,663,779.30	Sell	---	---	06/30/2018	1.000	-25,663,779.30	0.00	0.00	25,663,779.30
569203LT7	MARION & POLK CNTYS ORE SCH DIST NO 24J SALEM-KEIZ	-450,000.00	Maturity	06/15/2018	06/15/2018	06/15/2018	100.000	-450,000.00	0.00	0.00	450,000.00
594918BH6	MICROSOFT CORP	1,000,000.00	Buy	12/05/2017	12/07/2017	11/03/2022	101.261	1,012,610.00	2,502.78	0.00	-1,015,112.78
609694FX7	MONMOUTH ORE	335,000.00	Buy	12/08/2017	12/27/2017	04/01/2021	100.000	335,000.00	0.00	0.00	-335,000.00
609694FY5	MONMOUTH ORE	345,000.00	Buy	12/08/2017	12/27/2017	04/01/2022	100.000	345,000.00	0.00	0.00	-345,000.00
63254AAE8	NATIONAL AUSTRALIA BANK LTD (NEW YORK BRANCH)	689,000.00	Buy	01/19/2018	01/23/2018	01/20/2023	99.999	688,993.11	172.25	0.00	-689,165.36
68389XBR5	ORACLE CORP	1,000,000.00	Buy	05/14/2018	05/16/2018	02/15/2023	97.391	973,910.00	13,635.42	0.00	-987,545.42
686053CH0	OREGON SCH BRDS ASSN	-350,000.00	Maturity	06/30/2018	06/30/2018	06/30/2018	100.000	-350,000.00	0.00	0.00	350,000.00
735524MP2	PORT VANCOUVER WASH	250,000.00	Buy	12/13/2017	12/15/2017	12/01/2019	100.099	250,247.50	199.50	0.00	-250,447.00
797398DJ0	SAN DIEGO CNTY CALIF PENSION OBLIG	1,000,000.00	Buy	02/26/2018	02/28/2018	08/15/2020	107.924	1,079,240.00	2,092.64	0.00	-1,081,332.64
82785RAK5	SILVER LAKE WASH WTR & SWR DIST WTR & SWR REV	-150,000.00	Maturity	12/01/2017	12/01/2017	12/01/2017	100.000	-150,000.00	0.00	0.00	150,000.00
84247PHS3	SOUTHERN CALIF PUB PWR AUTH REV	-1,285,000.00	Maturity	07/01/2017	07/01/2017	07/01/2017	100.000	-1,285,000.00	0.00	0.00	1,285,000.00
89114QBT4	TORONTO-DOMINION BANK	500,000.00	Buy	01/30/2018	02/01/2018	09/11/2020	98.487	492,435.00	3,571.53	0.00	-496,006.53
89236TBJ3	TOYOTA MOTOR CREDIT CORP	500,000.00	Buy	01/30/2018	01/31/2018	05/17/2021	100.578	502,890.00	2,826.39	0.00	-505,716.39
89236TEC5	TOYOTA MOTOR CREDIT CORP	500,000.00	Buy	05/14/2018	05/16/2018	09/08/2022	95.551	477,755.00	2,030.56	0.00	-479,785.56
90331HNL3	US BANK NA	500,000.00	Buy	01/30/2018	02/01/2018	01/23/2023	99.769	498,845.00	316.67	0.00	-499,161.67
961214CM3	WESTPAC BANKING CORP	-500,000.00	Maturity	05/25/2018	05/25/2018	05/25/2018	100.000	-500,000.00	0.00	0.00	500,000.00
961214CS0	WESTPAC BANKING CORP	500,000.00	Buy	01/30/2018	02/01/2018	11/23/2020	100.024	500,120.00	2,455.56	0.00	-502,575.56
---	---	18,911,316.37	---	---	---	05/31/2019	---	18,776,856.48	60,140.88	-10,691.73	-18,836,997.36

* Showing transactions with Trade Date within selected date range. * Weighted by: Absolute Value of Principal. * MMF transactions are collapsed.

* The Transaction Detail/Trading Activity reports provide our most up-to-date transactional details. As such, these reports are subject to change even after the other reports on the website have been locked down. While these reports can be useful tools in understanding recent activity, due to their dynamic nature we do not recommend using them for booking journal entries or reconciliation.