

clearwater

Monthly Investment Report

Jackson County-Agg All (33461)

Month End (M12 Y2019)

06/01/2019 - 06/30/2019

Dated: 07/03/2019

Locked Down

Public Dashboard (Jackson County-Agg All (33461))	1
GAAP Balance Sheet by Lot (Jackson County-Agg All (33461))	4
Accrual Earning Report (Jackson County-Agg All (33461))	11
Duration with Graph (Jackson County-Agg All (33461))	19
Summary by Issuer (Jackson County-Agg All (33461))	20
Portfolio Trading Activity (Jackson County-Agg All (33461))	22

Balance Sheet

Book Value + Accrued	192,826,014.75
Net Unrealized Gain/Loss	849,187.73
Market Value + Accrued	193,675,202.47

Cash and Fixed Income Summary

Risk Metric	Value
Cash	57,774.15
MMFund	19,008,555.49
Fixed Income	174,608,872.83
Duration	1.390
Convexity	-0.186
WAL	1.584
Years to Final Maturity	1.845
Years to Effective Maturity	1.582
Yield	2.195
Book Yield	2.270
Avg Credit Rating	AA/Aa2/AA

Issuer Concentration

Issuer Concentration	% of Base Market Value + Accrued
Other	46.638%
(CD5331) Umpqua Bank	10.903%
Federal Farm Credit Banks Funding Corporation	9.046%
Federal Home Loan Banks Office of Finance	8.935%
Federal Home Loan Mortgage Corporation	7.590%
(JCKSNCNTY) Oregon Treasury	7.142%
Federal National Mortgage Association, Inc.	5.870%
Wells Fargo & Company	3.877%

--- 100.000%

Footnotes: 1,2

Industry Sector

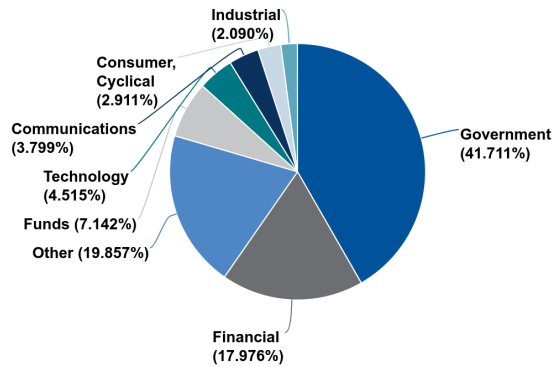


Chart calculated by: Base Market Value + Accrued

Security Type

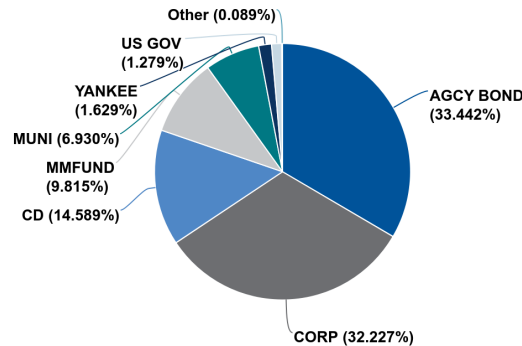


Chart calculated by: Base Market Value + Accrued

Market Sector

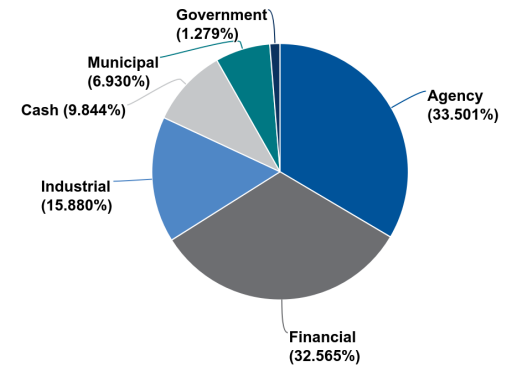
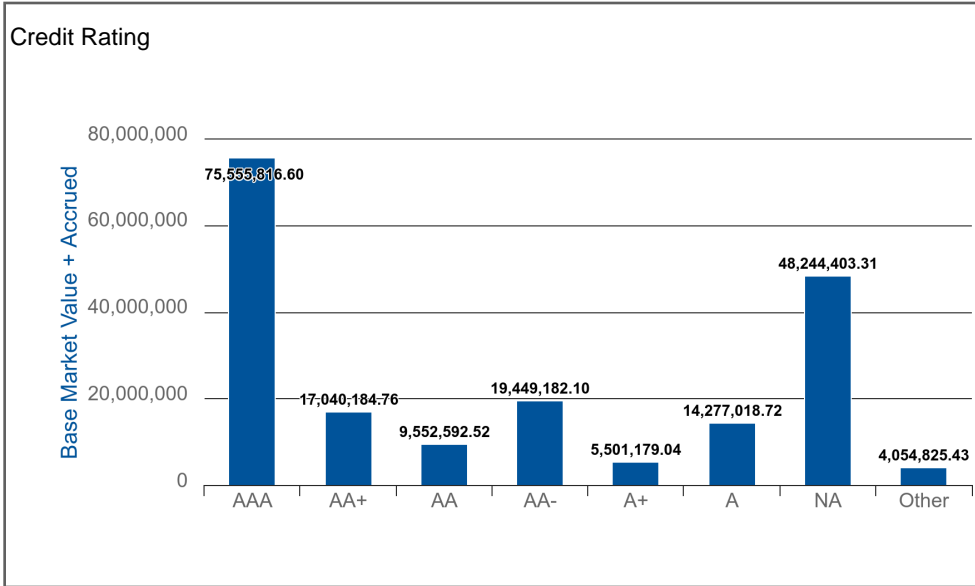
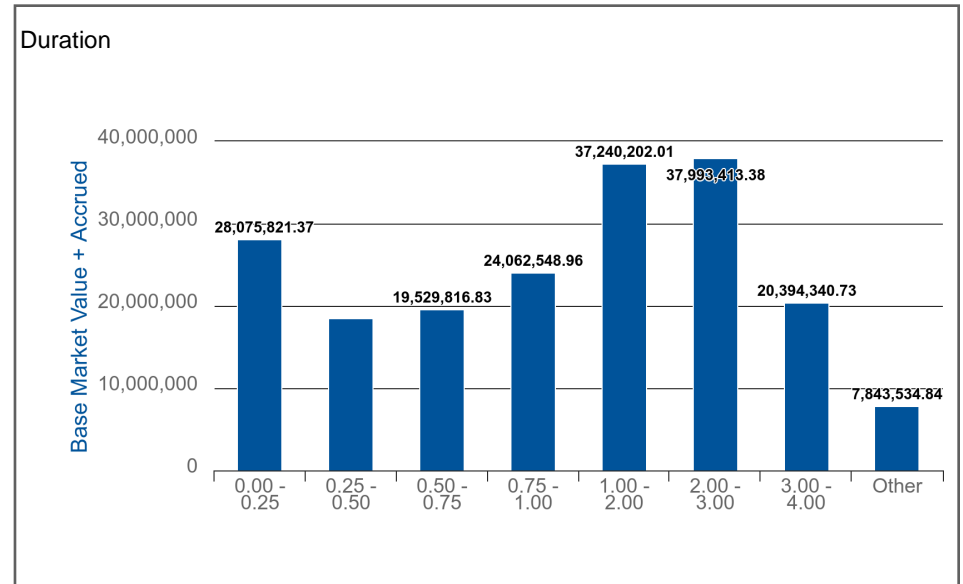
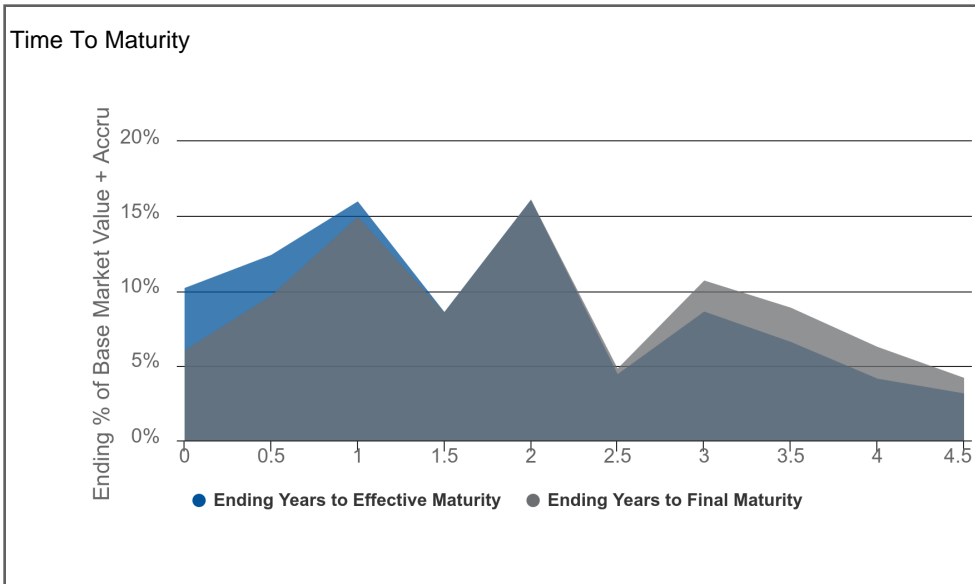


Chart calculated by: Base Market Value + Accrued



Credit Duration Heat Map

Rating	0 - 1	1 - 2	2 - 3	3 - 4	4 - 5	5 - 7	7 - 10	10 - 15	15 - 30
AAA	24.746%	11.349%	1.063%	1.854%	0.000%	0.000%	0.000%	0.000%	0.000%
AA	7.565%	3.253%	5.636%	6.502%	0.817%	0.000%	0.000%	0.000%	0.000%
A	5.534%	2.533%	0.963%	2.174%	0.561%	0.000%	0.000%	0.000%	0.000%
BBB	0.541%	0.000%	0.000%	0.000%	0.000%	0.000%	0.000%	0.000%	0.000%
BB	0.000%	0.000%	0.000%	0.000%	0.000%	0.000%	0.000%	0.000%	0.000%
B	0.000%	0.000%	0.000%	0.000%	0.000%	0.000%	0.000%	0.000%	0.000%
CCC	0.000%	0.000%	0.000%	0.000%	0.000%	0.000%	0.000%	0.000%	0.000%
CC	0.000%	0.000%	0.000%	0.000%	0.000%	0.000%	0.000%	0.000%	0.000%
C	0.000%	0.000%	0.000%	0.000%	0.000%	0.000%	0.000%	0.000%	0.000%
NA	8.189%	2.093%	11.955%	0.000%	0.000%	0.000%	0.000%	0.000%	0.000%



1: * Grouped by: Issuer Concentration. 2: * Groups Sorted by: % of Base Market Value + Accrued.

GAAP Balance Sheet by Lot

Jackson County-Agg All (33461)

As of 06/30/2019

[Return to Table of Contents](#)

Dated: 07/03/2019

Account	Identifier, Description	Current Units	Currency	BS Class	Trade Date	Final Maturity	Book Value	Interest/Dividend Due	Accrued Balance	Net Unrealized Gain/Loss	Market Value	Market Value + Accrued
Jackson County-Zions Bank	004284A96 ACALANES CALIF UN HIGH SCH DIST	800,000.00	USD	ST	07/07/2015	08/01/2019	800,080.77	0.00	6,246.67	-40.77	800,040.00	806,286.67
Jackson County-Zions Bank	037833AK6 APPLE INC	1,000,000.00	USD	LT	02/04/2019	05/03/2023	985,925.62	0.00	3,866.67	25,402.38	1,011,328.00	1,015,194.67
Jackson County-Zions Bank	037833BF6 APPLE INC	1,000,000.00	USD	LT	03/14/2018	05/13/2022	994,086.07	0.00	3,600.00	24,218.93	1,018,305.00	1,021,905.00
Jackson County-Zions Bank	037833CQ1 APPLE INC	2,000,000.00	USD	LT	12/05/2017	05/11/2022	1,994,309.41	0.00	6,388.89	18,950.59	2,013,260.00	2,019,648.89
Jackson County-Zions Bank	037833CQ1 APPLE INC	1,775,000.00	USD	LT	04/05/2019	05/11/2022	1,763,818.13	0.00	5,670.14	22,950.12	1,786,768.25	1,792,438.39
Jackson County-Zions Bank	037833DC1 APPLE INC	1,000,000.00	USD	LT	02/04/2019	09/12/2022	981,192.80	0.00	6,358.33	18,929.20	1,000,122.00	1,006,480.33
Jackson County-Zions Bank	06051GFB0 BANK OF AMERICA CORP	1,000,000.00	USD	LT	02/20/2019	01/22/2024	1,035,083.45	0.00	18,218.75	32,759.55	1,067,843.00	1,086,061.75
Jackson County-Zions Bank	06051GFW4 BANK OF AMERICA CORP	500,000.00	USD	LT	03/14/2018	04/19/2021	496,116.05	0.00	2,625.00	7,067.95	503,184.00	505,809.00
Jackson County-Zions Bank	06367TPX2 BANK OF MONTREAL	500,000.00	USD	ST	01/10/2017	12/12/2019	500,194.39	0.00	554.17	-766.39	499,428.00	499,982.17
Jackson County-Zions Bank	06406RAG2 BANK OF NEW YORK MELLON	1,000,000.00	USD	LT	08/17/2018	04/28/2023	1,006,670.65	0.00	6,125.00	34,427.35	1,041,098.00	1,047,223.00
Jackson County-Zions Bank	064159GW0 BANK OF NOVA SCOTIA	500,000.00	USD	LT	12/16/2016	10/21/2020	498,941.57	0.00	2,284.72	1,657.43	500,599.00	502,883.72
Jackson County-Zions Bank	084670BR8 BERKSHIRE HATHAWAY FINANCE CORP	1,000,000.00	USD	LT	02/20/2019	03/15/2023	1,001,673.20	0.00	8,097.22	14,521.80	1,016,195.00	1,024,292.22
Jackson County-Zions Bank	16310FCL9 CHEHALEM PK & REC DIST ORE	620,000.00	USD	ST	06/01/2015	06/15/2020	632,920.23	0.00	1,102.22	3,038.57	635,958.80	637,061.02
Jackson County-Zions Bank	166764AG5 CHEVRON CORP	1,000,000.00	USD	ST	02/10/2016	06/24/2020	1,000,397.64	0.00	471.92	350.36	1,000,748.00	1,001,219.92
Jackson County-Zions Bank	17275RAX0 CISCO SYSTEMS INC	500,000.00	USD	ST	12/16/2016	06/15/2020	501,146.03	0.00	544.44	198.47	501,344.50	501,888.94
Jackson County-Zions Bank	29270CR72 ENERGY NORTHWEST WASH ELEC REV	465,000.00	USD	ST	03/31/2016	07/01/2019	465,000.00	0.00	3,836.25	0.00	465,000.00	468,836.25
Jackson County-Zions Bank	29270CYN9 ENERGY NORTHWEST WASH ELEC REV	1,000,000.00	USD	LT	12/06/2016	07/01/2020	1,007,457.95	0.00	13,265.00	-3,957.95	1,003,500.00	1,016,765.00
Jackson County-Zions Bank	3130A9DR9 FEDERAL HOME LOAN BANKS	1,000,000.00	USD	LT	09/12/2016	09/14/2020	1,000,000.00	0.00	4,220.56	-6,646.00	993,354.00	997,574.56
Jackson County-Zions Bank	3130A9KE0 FEDERAL HOME LOAN BANKS	1,000,000.00	USD	LT	09/22/2016	09/23/2020	999,815.20	0.00	3,811.11	-6,741.20	993,074.00	996,885.11
Jackson County-Zions Bank	3130A9NK3 FEDERAL HOME LOAN BANKS	1,000,000.00	USD	LT	10/19/2016	10/06/2020	1,000,000.00	0.00	3,246.53	-7,202.00	992,798.00	996,044.53
Jackson County-Zions Bank	3130A9TJ0 FEDERAL HOME LOAN BANKS	2,355,000.00	USD	ST	11/03/2016	05/15/2020	2,354,794.10	0.00	3,611.00	-15,777.48	2,339,016.62	2,342,627.62
Jackson County-Zions Bank	3130A9ZE4 FEDERAL HOME LOAN BANKS	1,300,000.00	USD	LT	02/04/2019	12/07/2023	1,257,612.87	0.00	1,733.33	32,838.63	1,290,451.50	1,292,184.83
Jackson County-Zions Bank	3130ACNM2 FEDERAL HOME LOAN BANKS	1,000,000.00	USD	LT	12/05/2017	10/26/2022	997,111.90	0.00	4,116.67	1,484.10	998,596.00	1,002,712.67
Jackson County-Zions Bank	3130ACW59 FEDERAL HOME LOAN BANKS	1,000,000.00	USD	LT	12/13/2017	12/15/2021	999,385.35	0.00	977.78	-654.35	998,731.00	999,708.78
Jackson County-Zions Bank	3130ACX82 FEDERAL HOME LOAN BANKS	2,000,000.00	USD	LT	12/05/2017	12/05/2022	1,998,077.59	0.00	3,430.56	-245.59	1,997,832.00	2,001,262.56
Jackson County-Zions Bank	3130ADC26 FEDERAL HOME LOAN BANKS	500,000.00	USD	LT	01/30/2018	01/29/2021	499,207.50	0.00	4,644.44	483.50	499,691.00	504,335.44
Jackson County-Zions Bank	3130ADFH0 FEDERAL HOME LOAN BANKS	2,000,000.00	USD	LT	11/08/2018	01/23/2023	1,951,056.33	0.00	22,471.11	49,089.67	2,000,146.00	2,022,617.11
Jackson County-Zions Bank	3130AG6S9 FEDERAL HOME LOAN BANKS	1,000,000.00	USD	LT	04/05/2019	04/05/2023	998,218.89	0.00	6,330.56	1,838.11	1,000,057.00	1,006,387.56
Jackson County-Zions Bank	31315PQT9 FEDERAL AGRICULTURAL MORTGAGE CORP	500,000.00	USD	ST	10/19/2016	03/06/2020	500,698.73	0.00	2,252.08	-3,082.73	497,616.00	499,868.08
Jackson County-Zions Bank	3132X0EQ0 FEDERAL AGRICULTURAL MORTGAGE CORP	1,000,000.00	USD	LT	11/18/2016	01/25/2021	996,227.25	0.00	6,716.67	-1,531.25	994,696.00	1,001,412.67

GAAP Balance Sheet by Lot

As of 06/30/2019

[Return to Table of Contents](#)

Jackson County-Agg All (33461)

Dated: 07/03/2019

Account	Identifier, Description	Current Units	Currency	BS Class	Trade Date	Final Maturity	Book Value	Interest/Dividend Due	Accrued Balance	Net Unrealized Gain/Loss	Market Value	Market Value + Accrued
Jackson County-Zions Bank	3132X0G39 FEDERAL AGRICULTURAL MORTGAGE CORP	500,000.00	USD	LT	01/30/2018	01/30/2023	498,662.68	0.00	5,277.78	12,778.32	511,441.00	516,718.78
Jackson County-Zions Bank	3132X0GH8 FEDERAL AGRICULTURAL MORTGAGE CORP	1,000,000.00	USD	LT	12/21/2017	10/29/2021	986,336.82	0.00	2,798.61	4,763.18	991,100.00	993,898.61
Jackson County-Zions Bank	313380Z75 FEDERAL HOME LOAN BANKS	147,058.82	USD	ST	06/15/2015	10/24/2019	146,903.10	0.00	374.96	-210.45	146,692.64	147,067.60
Jackson County-Zions Bank	313381Z57 FEDERAL HOME LOAN BANKS	2,000,000.00	USD	LT	11/18/2016	02/11/2021	1,991,611.86	0.00	11,666.67	-6,435.86	1,985,176.00	1,996,842.67
Jackson County-Zions Bank	313383HU8 FEDERAL HOME LOAN BANKS	1,000,000.00	USD	ST	10/19/2016	06/12/2020	1,005,941.50	0.00	923.61	-8,169.50	997,772.00	998,695.61
Jackson County-Zions Bank	3133FEF86 FEDERAL FARM CREDIT BANKS FUNDING CORP	1,000,000.00	USD	LT	04/10/2019	03/01/2023	991,296.50	0.00	7,333.33	5,391.50	996,688.00	1,004,021.33
Jackson County-Zions Bank	3133FEV20 FEDERAL FARM CREDIT BANKS FUNDING CORP	2,000,000.00	USD	ST	03/22/2016	03/30/2020	2,000,000.00	0.00	7,532.78	-9,062.00	1,990,938.00	1,998,470.78
Jackson County-Zions Bank	3133FEZT7 FEDERAL FARM CREDIT BANKS FUNDING CORP	1,000,000.00	USD	ST	02/10/2016	02/24/2020	1,000,000.00	0.00	4,938.89	-4,722.00	995,278.00	1,000,216.89
Jackson County-Zions Bank	3133EG2P9 FEDERAL FARM CREDIT BANKS FUNDING CORP	1,000,000.00	USD	LT	12/14/2017	12/29/2021	1,000,000.00	11,600.00	128.89	-934.00	999,066.00	999,194.89
Jackson County-Zions Bank	3133EG4D4 FEDERAL FARM CREDIT BANKS FUNDING CORP	1,000,000.00	USD	ST	01/10/2017	04/17/2020	1,000,000.00	0.00	3,556.11	-2,822.00	997,178.00	1,000,734.11
Jackson County-Zions Bank	3133EGEU5 FEDERAL FARM CREDIT BANKS FUNDING CORP	200,000.00	USD	LT	11/16/2018	12/14/2020	196,001.98	0.00	145.44	2,805.62	198,807.60	198,953.04
Jackson County-Zions Bank	3133EGSD8 FEDERAL FARM CREDIT BANKS FUNDING CORP	1,000,000.00	USD	ST	09/22/2016	08/23/2019	999,975.09	0.00	4,017.78	-1,542.09	998,433.00	1,002,450.78
Jackson County-Zions Bank	3133EGU60 FEDERAL FARM CREDIT BANKS FUNDING CORP	1,000,000.00	USD	LT	12/06/2016	09/14/2020	1,000,000.00	0.00	5,409.44	-2,698.00	997,302.00	1,002,711.44
Jackson County-Zions Bank	3133EHJQ7 FEDERAL FARM CREDIT BANKS FUNDING CORP	2,000,000.00	USD	LT	12/04/2017	05/16/2022	1,992,922.37	0.00	5,500.00	2,693.63	1,995,616.00	2,001,116.00
Jackson County-Zions Bank	3133EHQG1 FEDERAL FARM CREDIT BANKS FUNDING CORP	1,495,000.00	USD	LT	12/13/2017	04/05/2022	1,486,369.30	0.00	7,142.78	2,580.44	1,488,949.74	1,496,092.51
Jackson County-Zions Bank	3133EJAX7 FEDERAL FARM CREDIT BANKS FUNDING CORP	500,000.00	USD	LT	01/30/2018	02/01/2022	499,757.19	0.00	5,208.33	274.31	500,031.50	505,239.83
Jackson County-Zions Bank	3133EJAZ2 FEDERAL FARM CREDIT BANKS FUNDING CORP	500,000.00	USD	LT	01/30/2018	01/30/2023	499,282.74	0.00	5,578.61	731.26	500,014.00	505,592.61
Jackson County-Zions Bank	3133EJD63 FEDERAL FARM CREDIT BANKS FUNDING CORP	1,230,000.00	USD	LT	11/14/2018	10/01/2021	1,229,036.83	0.00	9,348.00	3,607.67	1,232,644.50	1,241,992.50
Jackson County-Zions Bank	3133EJSD2 FEDERAL FARM CREDIT BANKS FUNDING CORP	1,000,000.00	USD	LT	11/16/2018	06/19/2023	996,665.48	0.00	963.33	43,843.52	1,040,509.00	1,041,472.33
Jackson County-Zions Bank	3133EJZW2 FEDERAL FARM CREDIT BANKS FUNDING CORP	1,000,000.00	USD	LT	11/14/2018	09/19/2022	997,872.48	0.00	8,981.67	4,209.52	1,002,082.00	1,011,063.67
Jackson County-Zions Bank	3133EKFK7 FEDERAL FARM CREDIT BANKS FUNDING CORP	500,000.00	USD	LT	04/05/2019	07/05/2022	499,651.60	0.00	3,105.56	373.90	500,025.50	503,131.06
Jackson County-Zions Bank	3133EKFL5 FEDERAL FARM CREDIT BANKS FUNDING CORP	1,000,000.00	USD	LT	04/05/2019	04/03/2023	999,528.85	0.00	6,575.56	570.15	1,000,099.00	1,006,674.56
Jackson County-Zions Bank	31340BV4 FEDERAL HOME LOAN MORTGAGE CORP	115,000.00	USD	ST	12/08/2014	11/29/2019	114,048.08	0.00	0.00	-82.62	113,965.46	113,965.46

GAAP Balance Sheet by Lot

Jackson County-Agg All (33461)

As of 06/30/2019

[Return to Table of Contents](#)

Dated: 07/03/2019

Account	Identifier, Description	Current Units	Currency	BS Class	Trade Date	Final Maturity	Book Value	Interest/ Dividend Due	Accrued Balance	Net Unrealized Gain/Loss	Market Value	Market Value + Accrued
Jackson County-Zions Bank	3134G8Y86 FEDERAL HOME LOAN MORTGAGE CORP	1,000,000.00	USD	ST	04/13/2016	07/26/2019	999,978.92	0.00	5,381.94	-694.92	999,284.00	1,004,665.94
Jackson County-Zions Bank	3134G8YF0 FEDERAL HOME LOAN MORTGAGE CORP	1,000,000.00	USD	ST	04/15/2016	10/28/2019	1,000,000.00	0.00	2,100.00	-3,018.00	996,982.00	999,082.00
Jackson County-Zions Bank	3134G9P27 FEDERAL HOME LOAN MORTGAGE CORP	1,000,000.00	USD	LT	12/28/2017	07/27/2022	989,592.46	0.00	6,416.67	6,482.54	996,075.00	1,002,491.67
Jackson County-Zions Bank	3134GAQ31 FEDERAL HOME LOAN MORTGAGE CORP	1,000,000.00	USD	LT	12/13/2017	01/26/2022	998,750.00	0.00	9,256.94	-658.00	998,092.00	1,007,348.94
Jackson County-Zions Bank	3134GARV8 FEDERAL HOME LOAN MORTGAGE CORP	1,000,000.00	USD	ST	10/19/2016	10/25/2019	1,000,000.00	0.00	2,383.33	-2,730.00	997,270.00	999,653.33
Jackson County-Zions Bank	3134GB3M2 FEDERAL HOME LOAN MORTGAGE CORP	500,000.00	USD	LT	12/13/2017	02/25/2022	498,419.17	0.00	3,762.50	671.83	499,091.00	502,853.50
Jackson County-Zions Bank	3134GB3V2 FEDERAL HOME LOAN MORTGAGE CORP	1,000,000.00	USD	LT	12/05/2017	11/28/2022	999,485.97	0.00	2,016.67	-1,195.97	998,290.00	1,000,306.67
Jackson County-Zions Bank	3134GS3G8 FEDERAL HOME LOAN MORTGAGE CORP	1,000,000.00	USD	LT	02/20/2019	02/28/2024	1,000,000.00	0.00	9,822.92	3,517.00	1,003,517.00	1,013,339.92
Jackson County-Zions Bank	3134GSAE5 FEDERAL HOME LOAN MORTGAGE CORP	1,000,000.00	USD	LT	12/13/2017	09/29/2021	1,000,000.00	0.00	5,826.67	-958.00	999,042.00	1,004,868.67
Jackson County-Zions Bank	3134GSET8 FEDERAL HOME LOAN MORTGAGE CORP	500,000.00	USD	LT	03/14/2018	08/27/2021	499,687.55	0.00	4,305.56	7,727.95	507,415.50	511,721.06
Jackson County-Zions Bank	3134GSL60 FEDERAL HOME LOAN MORTGAGE CORP	1,000,000.00	USD	LT	12/17/2018	09/27/2022	1,000,000.00	0.00	333.33	4,065.00	1,004,065.00	1,004,398.33
Jackson County-Zions Bank	3134GSUW3 FEDERAL HOME LOAN MORTGAGE CORP	500,000.00	USD	LT	08/20/2018	08/23/2022	500,000.00	0.00	5,333.33	581.50	500,581.50	505,914.83
Jackson County-Zions Bank	3134GTBF9 FEDERAL HOME LOAN MORTGAGE CORP	1,000,000.00	USD	LT	04/10/2019	10/11/2022	1,000,000.00	0.00	5,888.89	131.00	1,000,131.00	1,006,019.89
Jackson County-Zions Bank	3134GTEA7 FEDERAL HOME LOAN MORTGAGE CORP	1,000,000.00	USD	LT	04/10/2019	01/25/2023	1,000,000.00	0.00	4,950.00	1,624.00	1,001,624.00	1,006,574.00
Jackson County-Zions Bank	3134GTEW9 FEDERAL HOME LOAN MORTGAGE CORP	1,000,000.00	USD	LT	04/05/2019	04/08/2022	1,000,000.00	0.00	5,763.89	3,220.00	1,003,220.00	1,008,983.89
Jackson County-Zions Bank	3134GTGB3 FEDERAL HOME LOAN MORTGAGE CORP	1,000,000.00	USD	LT	04/05/2019	10/16/2023	1,000,000.00	0.00	5,729.17	1,617.00	1,001,617.00	1,007,346.17
Jackson County-Zions Bank	313586RC5 FEDERAL NATIONAL MORTGAGE ASSOCIATION	1,350,000.00	USD	ST	09/30/2014	10/09/2019	1,342,456.71	0.00	0.00	-632.31	1,341,824.40	1,341,824.40
Jackson County-Zions Bank	3135G0J95 FEDERAL NATIONAL MORTGAGE ASSOCIATION	1,000,000.00	USD	ST	04/15/2016	10/28/2019	1,000,000.00	0.00	2,362.50	-2,638.00	997,362.00	999,724.50
Jackson County-Zions Bank	3136G0B91 FEDERAL NATIONAL MORTGAGE ASSOCIATION	1,230,000.00	USD	ST	11/03/2016	09/18/2019	1,231,282.31	0.00	5,278.75	-2,956.34	1,228,325.97	1,233,604.72
Jackson County-Zions Bank	3136G2YB7 FEDERAL NATIONAL MORTGAGE ASSOCIATION	1,000,000.00	USD	ST	02/09/2016	08/26/2019	1,000,000.00	0.00	4,583.33	-1,366.00	998,634.00	1,003,217.33
Jackson County-Zions Bank	3136G34K8 FEDERAL NATIONAL MORTGAGE ASSOCIATION	1,000,000.00	USD	ST	09/22/2016	09/09/2019	999,967.62	0.00	3,500.00	-2,065.62	997,902.00	1,001,402.00
Jackson County-Zions Bank	3136G34L6 FEDERAL NATIONAL MORTGAGE ASSOCIATION	1,000,000.00	USD	ST	09/22/2016	09/06/2019	999,975.14	0.00	3,593.75	-1,796.14	998,179.00	1,001,772.75

GAAP Balance Sheet by Lot

Jackson County-Agg All (33461)

As of 06/30/2019

[Return to Table of Contents](#)

Dated: 07/03/2019

Account	Identifier, Description	Current Units	Currency	BS Class	Trade Date	Final Maturity	Book Value	Interest/Dividend Due	Accrued Balance	Net Unrealized Gain/Loss	Market Value	Market Value + Accrued
Jackson County-Zions Bank	3136G35C5 FEDERAL NATIONAL MORTGAGE ASSOCIATION	1,000,000.00	USD	LT	09/09/2016	08/28/2020	1,000,000.00	0.00	4,783.33	-6,707.00	993,293.00	998,076.33
Jackson County-Zions Bank	3136G35C5 FEDERAL NATIONAL MORTGAGE ASSOCIATION	1,000,000.00	USD	LT	09/13/2016	08/28/2020	1,000,000.00	0.00	4,783.33	-6,707.00	993,293.00	998,076.33
Jackson County-Zions Bank	3136G35S0 FEDERAL NATIONAL MORTGAGE ASSOCIATION	1,000,000.00	USD	LT	09/09/2016	09/08/2020	999,883.56	0.00	4,080.56	-6,951.56	992,932.00	997,012.56
Jackson County-Zions Bank	3136G3PY5 FEDERAL NATIONAL MORTGAGE ASSOCIATION	200,000.00	USD	LT	11/16/2018	12/16/2020	196,015.29	0.00	129.17	2,801.91	198,817.20	198,946.37
Jackson County-Zions Bank	3136G3ZB4 FEDERAL NATIONAL MORTGAGE ASSOCIATION	100,000.00	USD	LT	11/27/2018	07/27/2021	97,028.85	0.00	641.67	2,024.25	99,053.10	99,694.77
Jackson County-Zions Bank	3136G4AS2 FEDERAL NATIONAL MORTGAGE ASSOCIATION	500,000.00	USD	LT	12/13/2017	10/13/2021	494,479.09	0.00	1,787.50	1,581.91	496,061.00	497,848.50
Jackson County-Zions Bank	3136G4DB6 FEDERAL NATIONAL MORTGAGE ASSOCIATION	1,000,000.00	USD	ST	11/03/2016	03/30/2020	1,000,000.00	0.00	3,159.72	-6,284.00	993,716.00	996,875.72
Jackson County-Zions Bank	36966RW77 GENERAL ELECTRIC CAPITAL CORPORATION	1,015,000.00	USD	ST	03/28/2016	03/15/2020	1,038,691.53	0.00	15,690.21	-7,226.20	1,031,465.33	1,047,155.54
Jackson County-Zions Bank	432092SG0 HILLSBORO ORE	160,000.00	USD	ST	05/12/2017	06/01/2020	162,667.89	0.00	400.00	-243.89	162,424.00	162,824.00
Jackson County-Zions Bank	453907HM2 INDEPENDENCE ORE	270,000.00	USD	LT	12/08/2017	06/01/2021	270,000.00	0.00	585.00	2,751.30	272,751.30	273,336.30
Jackson County-Zions Bank	453907HN0 INDEPENDENCE ORE	280,000.00	USD	LT	12/08/2017	06/01/2022	280,000.00	0.00	653.33	5,980.80	285,980.80	286,634.13
Jackson County-Zions Bank	456560WF4 INDUSTRY CALIF	960,000.00	USD	LT	04/05/2019	07/01/2023	963,904.87	0.00	14,400.00	6,031.13	969,936.00	984,336.00
Jackson County-Zions Bank	459200HM6 INTERNATIONAL BUSINESS MACHINES CORP	1,651,000.00	USD	ST	12/06/2016	05/15/2020	1,645,792.15	0.00	3,428.12	-4,358.05	1,641,434.11	1,644,862.22
Jackson County-Zions Bank	459200JF9 INTERNATIONAL BUSINESS MACHINES CORP	2,000,000.00	USD	LT	02/17/2016	02/19/2021	2,000,000.00	0.00	16,500.00	772.00	2,000,772.00	2,017,272.00
Jackson County-Zions Bank	46625HJH4 JPMORGAN CHASE & CO	1,000,000.00	USD	LT	02/01/2019	01/25/2023	1,006,681.88	0.00	13,866.67	19,524.12	1,026,206.00	1,040,072.67
Jackson County-Zions Bank	46625HKA7 JPMORGAN CHASE & CO	1,000,000.00	USD	ST	07/09/2015	01/23/2020	999,418.37	0.00	9,875.00	329.63	999,748.00	1,009,623.00
Jackson County-Zions Bank	473448CY2 JEFFERSON CNTY ORE SCH DIST NO 509J	475,000.00	USD	ST	05/27/2015	06/15/2020	485,219.72	0.00	844.44	1,949.78	487,169.50	488,013.94
Jackson County-Zions Bank	48127HAA7 JPMORGAN CHASE & CO	1,000,000.00	USD	ST	11/06/2014	10/22/2019	999,390.24	0.00	4,216.67	259.76	999,650.00	1,003,866.67
Jackson County-Zions Bank	492244DV7 KERN CALIF CMNTY COLLEGE DIST	1,000,000.00	USD	LT	11/03/2016	11/01/2020	1,017,101.55	0.00	4,821.67	-9,121.55	1,007,980.00	1,012,801.67
Jackson County-Zions Bank	49327M2F0 KEYBANK NA	2,000,000.00	USD	ST	03/22/2016	12/15/2019	2,002,525.31	0.00	2,222.22	-2,307.31	2,000,218.00	2,002,440.22
Jackson County-Zions Bank	49327M2S2 KEYBANK NA	1,000,000.00	USD	LT	09/06/2018	06/09/2022	974,457.96	0.00	1,466.67	29,305.04	1,003,763.00	1,005,229.67
Jackson County-Zions Bank	594918BH6 MICROSOFT CORP	1,000,000.00	USD	LT	12/05/2017	11/03/2022	1,008,450.38	0.00	4,269.44	11,506.62	1,019,957.00	1,024,226.44
Jackson County-Zions Bank	594918BQ6 MICROSOFT CORP	1,000,000.00	USD	LT	12/11/2018	08/08/2023	954,544.74	0.00	7,944.44	45,499.26	1,000,044.00	1,007,988.44
Jackson County-Zions Bank	609694FX7 MONMOUTH ORE	335,000.00	USD	LT	12/08/2017	04/01/2021	335,000.00	0.00	2,177.50	1,041.85	336,041.85	338,219.35
Jackson County-Zions Bank	609694FY5 MONMOUTH ORE	345,000.00	USD	LT	12/08/2017	04/01/2022	345,000.00	0.00	2,415.00	3,529.35	348,529.35	350,944.35
Jackson County-Zions Bank	63254AAE8 NATIONAL AUSTRALIA BANK LTD (NEW YORK BRANCH)	689,000.00	USD	LT	01/19/2018	01/20/2023	688,995.09	0.00	9,244.08	14,540.05	703,535.14	712,779.23
Jackson County-Zions Bank	68389XBB0 ORACLE CORP	1,000,000.00	USD	LT	09/07/2018	05/15/2022	985,932.62	0.00	3,194.44	24,528.38	1,010,461.00	1,013,655.44

GAAP Balance Sheet by Lot

Jackson County-Agg All (33461)

As of 06/30/2019

[Return to Table of Contents](#)

Dated: 07/03/2019

Account	Identifier, Description	Current Units	Currency	BS Class	Trade Date	Final Maturity	Book Value	Interest/Dividend Due	Accrued Balance	Net Unrealized Gain/Loss	Market Value	Market Value + Accrued
Jackson County-Zions Bank	68389XBL8 ORACLE CORP	1,000,000.00	USD	LT	02/04/2019	09/15/2023	976,625.17	0.00	7,066.67	29,752.83	1,006,378.00	1,013,444.67
Jackson County-Zions Bank	68389XBR5 ORACLE CORP	1,000,000.00	USD	LT	05/14/2018	02/15/2023	980,086.84	0.00	9,916.67	32,819.16	1,012,906.00	1,022,822.67
Jackson County-Zions Bank	686053CM9 OREGON SCH BRDS ASSN	250,000.00	USD	LT	11/19/2018	06/30/2022	225,863.44	0.00	0.00	7,729.06	233,592.50	233,592.50
Jackson County-Zions Bank	68607VT21 OREGON ST DEPT ADMINISTRATIVE SVCS LOTTERY REV	250,000.00	USD	LT	12/12/2018	04/01/2022	246,287.59	0.00	1,518.75	6,247.41	252,535.00	254,053.75
Jackson County-Zions Bank	695802MV7 PAJARO VALLEY CALIF UNI SCH DIST	400,000.00	USD	LT	02/06/2019	08/01/2022	404,380.21	0.00	5,308.33	7,299.79	411,680.00	416,988.33
Jackson County-Zions Bank	720653JL9 PIERCE CNTY WASH SWR REV	500,000.00	USD	ST	03/30/2015	08/01/2019	500,711.90	0.00	7,291.67	-36.90	500,675.00	507,966.67
Jackson County-Zions Bank	73474TAE0 PORT MORROW ORE TRANSMISSION FACS REV	500,000.00	USD	ST	08/21/2015	09/01/2019	500,097.21	0.00	3,533.33	27.79	500,125.00	503,658.33
Jackson County-Zions Bank	73474TAJ9 PORT MORROW ORE TRANSMISSION FACS REV	225,000.00	USD	LT	04/05/2019	09/01/2023	228,482.23	0.00	2,322.75	6,622.52	235,104.75	237,427.50
Jackson County-Zions Bank	73474TAL4 PORT MORROW ORE TRANSMISSION FACS REV	1,700,000.00	USD	LT	11/18/2016	09/01/2021	1,688,877.98	0.00	10,098.00	6,192.02	1,695,070.00	1,705,168.00
Jackson County-Zions Bank	73474TAL4 PORT MORROW ORE TRANSMISSION FACS REV	140,000.00	USD	LT	01/06/2017	09/01/2021	138,654.52	0.00	831.60	939.48	139,594.00	140,425.60
Jackson County-Zions Bank	73552AMP2 PORT VANCOUVER WASH	250,000.00	USD	ST	12/13/2017	12/01/2019	250,052.89	0.00	427.50	-140.39	249,912.50	250,340.00
Jackson County-Zions Bank	740189AL9 PRECISION CASTPARTS CORP	2,000,000.00	USD	ST	06/01/2015	06/15/2020	2,000,710.05	0.00	2,000.00	277.95	2,000,988.00	2,002,988.00
Jackson County-Zions Bank	742651DV1 PRIVATE EXPORT FUNDING CORP	1,000,000.00	USD	LT	11/06/2015	09/15/2020	1,002,688.48	0.00	6,772.22	2,086.52	1,004,775.00	1,011,547.22
Jackson County-Zions Bank	742651DV1 PRIVATE EXPORT FUNDING CORP	1,865,000.00	USD	LT	02/10/2016	09/15/2020	1,885,387.18	0.00	12,630.19	-11,481.81	1,873,905.38	1,886,535.57
Jackson County-Zions Bank	742718EB1 PROCTER & GAMBLE CO	500,000.00	USD	LT	04/05/2019	08/15/2023	513,884.77	0.00	5,855.56	6,399.23	520,284.00	526,139.56
Jackson County-Zions Bank	742718EU9 PROCTER & GAMBLE CO	500,000.00	USD	LT	12/07/2018	08/11/2022	485,394.77	0.00	4,180.56	17,075.23	502,470.00	506,650.56
Jackson County-Zions Bank	757657US8 REDMOND ORE	250,000.00	USD	LT	12/21/2018	06/01/2022	253,118.03	0.00	727.92	5,989.47	259,107.50	259,835.42
Jackson County-Zions Bank	760133TR9 RENTON WASH	200,000.00	USD	ST	07/30/2015	12/01/2019	199,887.86	0.00	301.67	-169.86	199,718.00	200,019.67
Jackson County-Zions Bank	76116FAD9 RESOLUTION FUNDING CORP	1,000,000.00	USD	LT	11/06/2015	07/15/2020	980,228.89	0.00	0.00	-571.89	979,657.00	979,657.00
Jackson County-Zions Bank	780082AC7 ROYAL BANK OF CANADA	1,560,000.00	USD	LT	11/06/2015	10/14/2020	1,555,239.18	0.00	7,007.00	5,233.50	1,560,472.68	1,567,479.68
Jackson County-Zions Bank	780082AC7 ROYAL BANK OF CANADA	1,000,000.00	USD	LT	12/09/2016	10/14/2020	1,001,230.30	0.00	4,491.67	-927.30	1,000,303.00	1,004,794.67
Jackson County-Zions Bank	78013XW20 ROYAL BANK OF CANADA	2,000,000.00	USD	LT	02/20/2019	10/05/2023	2,042,018.68	0.00	17,677.78	63,693.32	2,105,712.00	2,123,389.78
Jackson County-Zions Bank	794458DQ9 SALEM ORE HOSP FAC AUTH REV	100,000.00	USD	ST	10/26/2016	05/15/2020	102,299.96	0.00	511.11	-152.96	102,147.00	102,658.11
Jackson County-Zions Bank	797398DJ0 SAN DIEGO CNTY CALIF PENSION OBLIG	1,000,000.00	USD	LT	02/26/2018	08/15/2020	1,036,226.52	0.00	21,892.22	4,803.48	1,041,030.00	1,062,922.22
Jackson County-Zions Bank	88579YAF8 3M CO	1,000,000.00	USD	LT	12/04/2018	06/26/2022	968,539.19	0.00	277.78	28,714.81	997,254.00	997,531.78
Jackson County-Zions Bank	89114QBL1 TORONTO-DOMINION BANK	3,000,000.00	USD	LT	12/06/2016	07/13/2021	2,966,684.41	0.00	25,200.00	7,512.59	2,974,197.00	2,999,397.00
Jackson County-Zions Bank	89114QBT4 TORONTO-DOMINION BANK	500,000.00	USD	LT	01/30/2018	09/11/2020	496,523.12	0.00	2,826.39	1,569.88	498,093.00	500,919.39
Jackson County-Zions Bank	89114QC48 TORONTO-DOMINION BANK	500,000.00	USD	LT	08/17/2018	07/19/2023	502,957.18	0.00	7,875.00	20,272.82	523,230.00	531,105.00
Jackson County-Zions Bank	89233P5T9 TOYOTA MOTOR CREDIT CORPORATION	500,000.00	USD	LT	11/27/2018	01/12/2022	500,946.31	0.00	7,745.83	12,781.69	513,728.00	521,473.83

GAAP Balance Sheet by Lot

Jackson County-Agg All (33461)

As of 06/30/2019

[Return to Table of Contents](#)

Dated: 07/03/2019

Account	Identifier, Description	Current Units	Currency	BS Class	Trade Date	Final Maturity	Book Value	Interest/Dividend Due	Accrued Balance	Net Unrealized Gain/Loss	Market Value	Market Value + Accrued
Jackson County-Zions Bank	89236TBJ3 TOYOTA MOTOR CREDIT CORP	500,000.00	USD	LT	01/30/2018	05/17/2021	501,649.37	0.00	1,680.56	3,583.13	505,232.50	506,913.06
Jackson County-Zions Bank	89236TBP9 TOYOTA MOTOR CREDIT CORP	1,000,000.00	USD	ST	07/09/2015	07/18/2019	1,000,100.26	0.00	9,621.53	-201.26	999,899.00	1,009,520.53
Jackson County-Zions Bank	89236TBP9 TOYOTA MOTOR CREDIT CORP	1,000,000.00	USD	ST	02/10/2016	07/18/2019	1,000,214.27	0.00	9,621.53	-315.27	999,899.00	1,009,520.53
Jackson County-Zions Bank	89236TEC5 TOYOTA MOTOR CREDIT CORP	500,000.00	USD	LT	05/14/2018	09/08/2022	483,556.20	0.00	3,374.31	15,790.80	499,347.00	502,721.31
Jackson County-Zions Bank	89236TEL5 TOYOTA MOTOR CREDIT CORP	1,000,000.00	USD	LT	08/17/2018	01/11/2023	983,633.73	0.00	12,750.00	31,446.27	1,015,080.00	1,027,830.00
Jackson County-Zions Bank	89236TFS9 TOYOTA MOTOR CREDIT CORP	1,000,000.00	USD	LT	04/05/2019	01/08/2024	1,027,498.42	0.00	16,098.61	16,113.58	1,043,612.00	1,059,710.61
Jackson County-Zions Bank	89546RHP2 TRI-CNTY MET TRANSN DIST ORE REV	95,000.00	USD	ST	01/04/2017	09/01/2019	95,520.58	0.00	1,504.17	11.42	95,532.00	97,036.17
Jackson County-Zions Bank	90331HML4 US BANK NA	660,000.00	USD	ST	11/13/2014	10/28/2019	660,000.00	0.00	2,454.38	-442.86	659,557.14	662,011.52
Jackson County-Zions Bank	90331HNL3 US BANK NA	500,000.00	USD	LT	01/30/2018	01/23/2023	499,172.37	0.00	6,254.17	9,970.63	509,143.00	515,397.17
Jackson County-Zions Bank	90331HNU3 US BANK NA	500,000.00	USD	LT	11/27/2018	07/24/2020	499,474.24	0.00	6,650.69	4,754.76	504,229.00	510,879.69
Jackson County-Zions Bank	912828D80 UNITED STATES TREASURY	500,000.00	USD	ST	11/27/2018	08/31/2019	499,174.51	0.00	2,715.69	278.61	499,453.13	502,168.82
Jackson County-Zions Bank	912828S27 UNITED STATES TREASURY	2,000,000.00	USD	LT	11/18/2016	06/30/2021	1,976,075.79	11,250.00	61.14	-450.79	1,975,625.00	1,975,686.14
Jackson County-Zions Bank	931142DH3 WAL MART STORES INC	1,103,000.00	USD	LT	02/20/2019	04/11/2023	1,097,088.97	0.00	6,250.33	21,608.92	1,118,697.90	1,124,948.23
Jackson County-Zions Bank	931142DU4 WAL-MART STORES INC	750,000.00	USD	LT	04/05/2019	12/15/2022	746,115.29	0.00	783.33	11,361.46	757,476.75	758,260.08
Jackson County-Zions Bank	931142EK5 WALMART INC	1,000,000.00	USD	LT	02/04/2019	06/26/2023	1,019,341.88	0.00	472.22	30,937.12	1,050,279.00	1,050,751.22
Jackson County-Zions Bank	93730PAG1 WASHINGTON BIOMEDICAL RESH FACS 3 WASH LEASE REV	500,000.00	USD	ST	03/30/2015	07/01/2019	500,000.00	0.00	12,202.50	0.00	500,000.00	512,202.50
Jackson County-Zions Bank	93978PMG9 WASHINGTON ST HSG FIN COMMN MULTIFAMILY HSG REV	110,000.00	USD	LT	08/20/2015	07/01/2020	109,947.52	0.00	1,182.50	358.28	110,305.80	111,488.30
Jackson County-Zions Bank	94974BFR6 WELLS FARGO & CO	2,000,000.00	USD	LT	04/04/2016	01/22/2021	2,026,609.71	0.00	26,500.00	-8,513.71	2,018,096.00	2,044,596.00
Jackson County-Zions Bank	94974BGF1 WELLS FARGO & CO	2,100,000.00	USD	ST	01/27/2015	01/30/2020	2,101,136.04	0.00	18,937.92	-3,019.74	2,098,116.30	2,117,054.22
Jackson County-Zions Bank	94974BGF1 WELLS FARGO & CO	2,815,000.00	USD	ST	10/25/2016	01/30/2020	2,820,068.07	0.00	25,385.83	-7,593.12	2,812,474.94	2,837,860.77
Jackson County-Zions Bank	95000U2B8 WELLS FARGO & CO	500,000.00	USD	LT	04/05/2019	07/22/2022	496,146.35	0.00	5,796.88	6,741.65	502,888.00	508,684.88
Jackson County-Zions Bank	961214CP6 WESTPAC BANKING CORP	1,000,000.00	USD	ST	06/01/2015	05/26/2020	1,000,588.12	0.00	2,236.11	437.88	1,001,026.00	1,003,262.11
Jackson County-Zions Bank	961214CS0 WESTPAC BANKING CORP	500,000.00	USD	LT	01/30/2018	11/23/2020	500,059.77	0.00	1,372.22	2,398.23	502,458.00	503,830.22
Jackson County-Zions Bank	961214DZ3 WESTPAC BANKING CORP	500,000.00	USD	LT	08/17/2018	05/15/2023	503,886.05	0.00	2,331.94	17,437.45	521,323.50	523,655.44
Jackson County-Zions Bank	961214EC3 WESTPAC BANKING CORP	500,000.00	USD	LT	04/05/2019	02/26/2024	504,738.77	0.00	5,729.17	11,450.23	516,189.00	521,918.17
Jackson County-BOTC5782	BOTC5782 Jackson County BOTC MMF	5,175,844.31	USD	CE	---	06/30/2019	5,175,844.31	0.00	0.00	0.00	5,175,844.31	5,175,844.31
Jackson County-Key Bank	CCYUSD Cash	34,924.15	USD	Cash	---	06/30/2019	34,924.15	0.00	0.00	0.00	34,924.15	34,924.15
Jackson County-Zions Bank	CCYUSD Receivable	22,850.00	USD	RCV	---	06/30/2019	22,850.00	0.00	0.00	0.00	22,850.00	22,850.00
Jackson County-BOTC7358	CD1632 3-YEAR PUBLIC FUND CD	1,000,000.00	USD	LT	11/09/2017	11/05/2020	1,000,000.00	0.00	29,867.95	0.00	1,000,000.00	1,029,867.95
Jackson County-Umpqua 5331	CD5331 Umpqua Bank	20,000,000.00	USD	LT	08/19/2016	08/19/2021	20,000,000.00	0.00	1,117,249.72	0.00	20,000,000.00	21,117,249.72
Jackson County-BOTC7358	CD8908 3-YEAR PUBLIC FUND CD	1,000,000.00	USD	LT	11/02/2017	10/29/2020	1,000,000.00	0.00	30,216.99	0.00	1,000,000.00	1,030,216.99

GAAP Balance Sheet by Lot

As of 06/30/2019

[Return to Table of Contents](#)

Jackson County-Agg All (33461)

Dated: 07/03/2019

Account	Identifier, Description	Current Units	Currency	BS Class	Trade Date	Final Maturity	Book Value	Interest/Dividend Due	Accrued Balance	Net Unrealized Gain/Loss	Market Value	Market Value + Accrued
Certificate of Deposit 11 Mo	JC2019100220 First Interstate Bank	1,000,000.00	USD	ST	11/02/2018	10/02/2019	1,000,000.00	0.00	13,205.48	0.00	1,000,000.00	1,013,205.48
Certificate of Deposit 17 Mo	JC20200414225 First Interstate Bank	1,000,000.00	USD	ST	11/19/2018	04/14/2020	1,000,000.00	0.00	14,116.44	0.00	1,000,000.00	1,014,116.44
Certificate of Deposit 25 Mo	JC2020122824 First Interstate Bank	1,000,000.00	USD	LT	12/06/2018	12/28/2020	1,000,000.00	0.00	14,136.99	0.00	1,000,000.00	1,014,136.99
Certificate of Deposit	JC2021110125 First Interstate Bank	2,000,000.00	USD	LT	10/01/2018	11/01/2021	2,000,000.00	0.00	37,397.26	0.00	2,000,000.00	2,037,397.26
Jackson County-LGIP	JCKSNCNTY LGIP	13,832,711.18	USD	CE	---	06/30/2019	13,832,711.18	0.00	0.00	0.00	13,832,711.18	13,832,711.18
---	---	190,951,388.46	USD	---	---	05/04/2021	190,712,071.83	22,850.00	2,113,942.92	849,187.73	191,561,259.55	193,675,202.47

* Weighted by: Market Value + Accrued. * Holdings Displayed by: Lot.

Accrual Earning Report

06/01/2019 - 06/30/2019

[Return to Table of Contents](#)

Jackson County-Agg All (33461)

Dated: 07/03/2019

Security Type, Identifier, Description	Ending Current Units	Interest/Dividend Income	Net Amortization/Accretion Income	Net Realized Gain/Loss	Coupon Received Income
CD CD8908 3-YEAR PUBLIC FUND CD	1,000,000.00	1,495.89	0.00	0.00	0.00
CD CD1632 3-YEAR PUBLIC FUND CD	1,000,000.00	1,495.89	0.00	0.00	0.00
CORP 88579YAF8 3M CO	1,000,000.00	1,666.67	865.10	0.00	10,000.00
MUNI 004284A96 ACALANES CALIF UN HIGH SCH DIST	800,000.00	1,249.33	-78.17	0.00	0.00
CORP 037833CQ1 APPLE INC	2,000,000.00	3,833.33	163.37	0.00	0.00
CORP 037833CQ1 APPLE INC	1,775,000.00	3,402.08	321.01	0.00	0.00
CORP 037833AK6 APPLE INC	1,000,000.00	2,000.00	301.16	0.00	0.00
CORP 037833BF6 APPLE INC	1,000,000.00	2,250.00	169.45	0.00	0.00
CORP 037833DC1 APPLE INC	1,000,000.00	1,750.00	482.65	0.00	0.00
CORP 06051GFW4 BANK OF AMERICA CORP	500,000.00	1,093.75	177.08	0.00	0.00
CORP 06051GFB0 BANK OF AMERICA CORP	1,000,000.00	3,437.50	-631.75	0.00	0.00
YANKEE 06367TPX2 BANK OF MONTREAL	500,000.00	875.00	-35.56	0.00	5,250.00
CORP 06406RAG2 BANK OF NEW YORK MELLON	1,000,000.00	2,916.67	-143.25	0.00	0.00
CORP 064159GW0 BANK OF NOVA SCOTIA	500,000.00	979.17	66.43	0.00	0.00
CORP 084670BR8 BERKSHIRE HATHAWAY FINANCE CORP	1,000,000.00	2,291.67	-38.79	0.00	0.00
CASH CCYUSD Cash	34,924.15	0.00	0.00	0.00	0.00
MUNI 16310FCL9 CHEHALEM PK & REC DIST ORE	620,000.00	2,066.67	-1,107.45	0.00	12,400.00
CORP 166764AG5 CHEVRON CORP	1,000,000.00	2,022.50	-36.37	0.00	12,135.00
CORP 17275RAX0 CISCO SYSTEMS INC	500,000.00	1,020.83	-98.23	0.00	6,125.00
MUNI 29270CR72 ENERGY NORTHWEST WASH ELEC REV	465,000.00	639.38	-74.23	0.00	0.00
MUNI 29270CYN9 ENERGY NORTHWEST WASH ELEC REV	1,000,000.00	2,210.83	-611.31	0.00	0.00
AGCY BOND 31315PQT9 FEDERAL AGRICULTURAL MORTGAGE CORP	500,000.00	587.50	-84.18	0.00	0.00

Accrual Earning Report

06/01/2019 - 06/30/2019

[Return to Table of Contents](#)

Jackson County-Agg All (33461)

Dated: 07/03/2019

<i>Security Type, Identifier, Description</i>	<i>Ending Current Units</i>	<i>Interest/Dividend Income</i>	<i>Net Amortization/Accretion Income</i>	<i>Net Realized Gain/Loss</i>	<i>Coupon Received Income</i>
AGCY BOND 3132X0G39 FEDERAL AGRICULTURAL MORTGAGE CORP	500,000.00	1,041.67	30.65	0.00	0.00
AGCY BOND 3132X0GH8 FEDERAL AGRICULTURAL MORTGAGE CORP	1,000,000.00	1,354.17	481.66	0.00	0.00
AGCY BOND 3132X0EQ0 FEDERAL AGRICULTURAL MORTGAGE CORP	1,000,000.00	1,291.67	197.18	0.00	0.00
AGCY BOND 3133EFZ77 FEDERAL FARM CREDIT BANKS FUNDING CORP	1,000,000.00	1,166.67	0.00	0.00	0.00
AGCY BOND 3133EFE86 FEDERAL FARM CREDIT BANKS FUNDING CORP	1,000,000.00	1,833.33	195.00	0.00	0.00
AGCY BOND 3133EJAX7 FEDERAL FARM CREDIT BANKS FUNDING CORP	500,000.00	1,041.67	7.70	0.00	0.00
AGCY BOND 3133EJZW2 FEDERAL FARM CREDIT BANKS FUNDING CORP	1,000,000.00	2,641.67	54.27	0.00	0.00
AGCY BOND 3133EGEU5 FEDERAL FARM CREDIT BANKS FUNDING CORP	200,000.00	256.67	225.45	0.00	1,540.00
AGCY BOND 3133EHJQ7 FEDERAL FARM CREDIT BANKS FUNDING CORP	2,000,000.00	3,666.67	202.22	0.00	0.00
AGCY BOND 3133EJAZ2 FEDERAL FARM CREDIT BANKS FUNDING CORP	500,000.00	1,108.33	16.44	0.00	0.00
AGCY BOND 3133EJSD2 FEDERAL FARM CREDIT BANKS FUNDING CORP	1,000,000.00	2,408.33	69.04	0.00	14,450.00
AGCY BOND 3133EJD63 FEDERAL FARM CREDIT BANKS FUNDING CORP	1,230,000.00	3,116.00	35.11	0.00	0.00
AGCY BOND 3133EFV20 FEDERAL FARM CREDIT BANKS FUNDING CORP	2,000,000.00	2,483.33	0.00	0.00	0.00
AGCY BOND 3133EGSD8 FEDERAL FARM CREDIT BANKS FUNDING CORP	1,000,000.00	941.67	14.10	0.00	0.00
AGCY BOND 3133EGN76 FEDERAL FARM CREDIT BANKS FUNDING CORP	0.00	381.94	0.00	0.00	13,750.00
AGCY BOND 3133EGU60 FEDERAL FARM CREDIT BANKS FUNDING CORP	1,000,000.00	1,516.67	0.00	0.00	0.00
AGCY BOND 3133EG4D4 FEDERAL FARM CREDIT BANKS FUNDING CORP	1,000,000.00	1,441.67	0.00	0.00	0.00
AGCY BOND 3133EG2P9 FEDERAL FARM CREDIT BANKS FUNDING CORP	1,000,000.00	1,933.33	0.00	0.00	0.00
AGCY BOND 3133EHQG1 FEDERAL FARM CREDIT BANKS FUNDING CORP	1,495,000.00	2,491.67	256.61	0.00	0.00
AGCY BOND 3133EKFL5 FEDERAL FARM CREDIT BANKS FUNDING CORP	1,000,000.00	2,241.67	10.30	0.00	0.00
AGCY BOND 3133EKF7 FEDERAL FARM CREDIT BANKS FUNDING CORP	500,000.00	1,083.33	9.50	0.00	0.00
AGCY BOND 313381Z57 FEDERAL HOME LOAN BANKS	2,000,000.00	2,500.00	425.79	0.00	0.00

Accrual Earning Report

06/01/2019 - 06/30/2019

[Return to Table of Contents](#)

Jackson County-Agg All (33461)

Dated: 07/03/2019

<i>Security Type, Identifier, Description</i>	<i>Ending Current Units</i>	<i>Interest/Dividend Income</i>	<i>Net Amortization/Accretion Income</i>	<i>Net Realized Gain/Loss</i>	<i>Coupon Received Income</i>
AGCY BOND 313383HU8 FEDERAL HOME LOAN BANKS	1,000,000.00	1,458.33	-513.67	0.00	8,750.00
AGCY BOND 3130A9DR9 FEDERAL HOME LOAN BANKS	1,000,000.00	1,183.33	0.00	0.00	0.00
AGCY BOND 3130A9KE0 FEDERAL HOME LOAN BANKS	1,000,000.00	1,166.67	12.32	0.00	0.00
AGCY BOND 3130A9NK3 FEDERAL HOME LOAN BANKS	1,000,000.00	1,145.83	0.00	0.00	0.00
AGCY BOND 3130A9TJ0 FEDERAL HOME LOAN BANKS	2,355,000.00	2,355.00	19.36	0.00	0.00
AGCY BOND 3130ACX82 FEDERAL HOME LOAN BANKS	2,000,000.00	3,958.33	46.03	0.00	23,750.00
AGCY BOND 3130ADFH0 FEDERAL HOME LOAN BANKS	2,000,000.00	4,266.67	1,127.73	0.00	0.00
AGCY BOND 3130A9ZE4 FEDERAL HOME LOAN BANKS	1,300,000.00	2,166.67	784.95	0.00	13,000.00
AGCY BOND 3130ACW59 FEDERAL HOME LOAN BANKS	1,000,000.00	1,833.33	20.53	0.00	11,000.00
AGCY BOND 3130ADC26 FEDERAL HOME LOAN BANKS	500,000.00	916.67	41.13	0.00	0.00
AGCY BOND 313380Z75 FEDERAL HOME LOAN BANKS	147,058.82	167.89	40.62	0.00	0.00
AGCY BOND 3130ACNM2 FEDERAL HOME LOAN BANKS	1,000,000.00	1,900.00	71.43	0.00	0.00
AGCY BOND 3130AG6S9 FEDERAL HOME LOAN BANKS	1,000,000.00	2,208.33	38.89	0.00	0.00
AGCY BOND 3134GARV8 FEDERAL HOME LOAN MORTGAGE CORP	1,000,000.00	1,083.33	0.00	0.00	0.00
AGCY BOND 3134GAQ31 FEDERAL HOME LOAN MORTGAGE CORP	1,000,000.00	1,791.67	39.89	0.00	0.00
AGCY BOND 3134GB3V2 FEDERAL HOME LOAN MORTGAGE CORP	1,000,000.00	1,833.33	12.38	0.00	0.00
AGCY BOND 3134GTEW9 FEDERAL HOME LOAN MORTGAGE CORP	1,000,000.00	2,083.33	0.00	0.00	0.00
AGCY BOND 3134GSET8 FEDERAL HOME LOAN MORTGAGE CORP	500,000.00	1,041.67	11.90	0.00	0.00
AGCY BOND 3134GTGB3 FEDERAL HOME LOAN MORTGAGE CORP	1,000,000.00	2,291.67	0.00	0.00	0.00
AGCY DISC 313400BV4 FEDERAL HOME LOAN MORTGAGE CORP	115,000.00	0.00	189.12	0.00	0.00
AGCY BOND 3134G8Y86 FEDERAL HOME LOAN MORTGAGE CORP	1,000,000.00	1,041.67	25.30	0.00	0.00
AGCY BOND 3134G8YF0 FEDERAL HOME LOAN MORTGAGE CORP	1,000,000.00	1,000.00	0.00	0.00	0.00

Accrual Earning Report

06/01/2019 - 06/30/2019

[Return to Table of Contents](#)

Jackson County-Agg All (33461)

Dated: 07/03/2019

<i>Security Type, Identifier, Description</i>	<i>Ending Current Units</i>	<i>Interest/Dividend Income</i>	<i>Net Amortization/Accretion Income</i>	<i>Net Realized Gain/Loss</i>	<i>Coupon Received Income</i>
AGCY BOND 3134G9P27 FEDERAL HOME LOAN MORTGAGE CORP	1,000,000.00	1,250.00	278.28	0.00	0.00
AGCY BOND 3134GSAE5 FEDERAL HOME LOAN MORTGAGE CORP	1,000,000.00	1,900.00	0.00	0.00	0.00
AGCY BOND 3134GSL60 FEDERAL HOME LOAN MORTGAGE CORP	1,000,000.00	2,500.00	0.00	0.00	15,000.00
AGCY BOND 3134GS3G8 FEDERAL HOME LOAN MORTGAGE CORP	1,000,000.00	2,395.83	0.00	0.00	0.00
AGCY BOND 3134GTEA7 FEDERAL HOME LOAN MORTGAGE CORP	1,000,000.00	2,250.00	0.00	0.00	0.00
AGCY BOND 3134GB3M2 FEDERAL HOME LOAN MORTGAGE CORP	500,000.00	895.83	48.89	0.00	0.00
AGCY BOND 3134GSUW3 FEDERAL HOME LOAN MORTGAGE CORP	500,000.00	1,250.00	0.00	0.00	0.00
AGCY BOND 3134GSP33 FEDERAL HOME LOAN MORTGAGE CORP	0.00	2,362.50	0.00	0.00	15,750.00
AGCY BOND 3134GTBF9 FEDERAL HOME LOAN MORTGAGE CORP	1,000,000.00	2,208.33	0.00	0.00	0.00
AGCY BOND 3135G0J95 FEDERAL NATIONAL MORTGAGE ASSOCIATION	1,000,000.00	1,125.00	0.00	0.00	0.00
AGCY BOND 3136G4DB6 FEDERAL NATIONAL MORTGAGE ASSOCIATION	1,000,000.00	1,041.67	0.00	0.00	0.00
AGCY BOND 3136G35S0 FEDERAL NATIONAL MORTGAGE ASSOCIATION	1,000,000.00	1,083.33	8.03	0.00	0.00
AGCY BOND 3136G34K8 FEDERAL NATIONAL MORTGAGE ASSOCIATION	1,000,000.00	937.50	13.88	0.00	0.00
AGCY BOND 3136G4AS2 FEDERAL NATIONAL MORTGAGE ASSOCIATION	500,000.00	687.50	198.36	0.00	0.00
AGCY BOND 313586RC5 FEDERAL NATIONAL MORTGAGE ASSOCIATION	1,350,000.00	0.00	2,262.99	0.00	0.00
AGCY BOND 3136G0B91 FEDERAL NATIONAL MORTGAGE ASSOCIATION	1,230,000.00	1,537.50	-486.95	0.00	0.00
AGCY BOND 3136G35C5 FEDERAL NATIONAL MORTGAGE ASSOCIATION	1,000,000.00	1,166.67	0.00	0.00	0.00
AGCY BOND 3136G35C5 FEDERAL NATIONAL MORTGAGE ASSOCIATION	1,000,000.00	1,166.67	0.00	0.00	0.00
AGCY BOND 3136G34L6 FEDERAL NATIONAL MORTGAGE ASSOCIATION	1,000,000.00	937.50	11.13	0.00	0.00
AGCY BOND 3136G3PY5 FEDERAL NATIONAL MORTGAGE ASSOCIATION	200,000.00	258.33	223.86	0.00	1,550.00
AGCY BOND 3136G2YB7 FEDERAL NATIONAL MORTGAGE ASSOCIATION	1,000,000.00	1,100.00	0.00	0.00	0.00
AGCY BOND 3136G3ZB4 FEDERAL NATIONAL MORTGAGE ASSOCIATION	100,000.00	125.00	117.75	0.00	0.00

Accrual Earning Report

06/01/2019 - 06/30/2019

[Return to Table of Contents](#)

Jackson County-Agg All (33461)

Dated: 07/03/2019

<i>Security Type, Identifier, Description</i>	<i>Ending Current Units</i>	<i>Interest/Dividend Income</i>	<i>Net Amortization/Accretion Income</i>	<i>Net Realized Gain/Loss</i>	<i>Coupon Received Income</i>
CD JC20200414225 First Interstate Bank	1,000,000.00	1,849.32	0.00	0.00	0.00
CD JC2019100220 First Interstate Bank	1,000,000.00	1,643.84	0.00	0.00	0.00
CD JC2020122824 First Interstate Bank	1,000,000.00	1,972.60	0.00	0.00	0.00
CD JC2021110125 First Interstate Bank	2,000,000.00	4,109.59	0.00	0.00	0.00
CORP 36966RW77 GENERAL ELECTRIC CAPITAL CORPORATION	1,015,000.00	4,440.63	-2,754.83	0.00	0.00
MUNI 432092SG0 HILLSBORO ORE	160,000.00	400.00	-238.20	0.00	2,400.00
MUNI 453907HM2 INDEPENDENCE ORE	270,000.00	585.00	0.00	0.00	3,510.00
MUNI 453907HN0 INDEPENDENCE ORE	280,000.00	653.33	0.00	0.00	3,920.00
MUNI 456560WF4 INDUSTRY CALIF	960,000.00	2,400.00	-320.07	0.00	0.00
CORP 459200JF9 INTERNATIONAL BUSINESS MACHINES CORP	2,000,000.00	3,750.00	0.00	0.00	0.00
CORP 459200HM6 INTERNATIONAL BUSINESS MACHINES CORP	1,651,000.00	2,235.73	489.77	0.00	0.00
MMFUND BOTC5782 Jackson County BOTC MMF	5,175,844.31	9,873.42	0.00	0.00	0.00
MUNI 473448CY2 JEFFERSON CNTY ORE SCH DIST NO 509J	475,000.00	1,583.33	-875.98	0.00	9,500.00
CORP 46625HJH4 JPMORGAN CHASE & CO	1,000,000.00	2,666.67	-153.72	0.00	0.00
CORP 48127HAA7 JPMORGAN CHASE & CO	1,000,000.00	1,833.33	161.88	0.00	0.00
CORP 46625HKA7 JPMORGAN CHASE & CO	1,000,000.00	1,875.00	84.70	0.00	0.00
MUNI 492244DV7 KERN CALIF CMNTY COLLEGE DIST	1,000,000.00	2,410.83	-1,049.17	0.00	0.00
CORP 49327M2F0 KEYBANK NA	2,000,000.00	4,166.67	-453.65	0.00	25,000.00
CORP 49327M2S2 KEYBANK NA	1,000,000.00	2,000.00	713.46	0.00	12,000.00
MMFUND JCKSNCNTY LGIP	13,832,711.18	32,667.77	0.00	0.00	0.00
CORP 594918BQ6 MICROSOFT CORP	1,000,000.00	1,666.67	909.71	0.00	0.00
CORP 594918BH6 MICROSOFT CORP	1,000,000.00	2,208.33	-218.54	0.00	0.00

Accrual Earning Report

06/01/2019 - 06/30/2019

[Return to Table of Contents](#)

Jackson County-Agg All (33461)

Dated: 07/03/2019

<i>Security Type, Identifier, Description</i>	<i>Ending Current Units</i>	<i>Interest/Dividend Income</i>	<i>Net Amortization/Accretion Income</i>	<i>Net Realized Gain/Loss</i>	<i>Coupon Received Income</i>
MUNI 609694FX7 MONMOUTH ORE	335,000.00	725.83	0.00	0.00	0.00
MUNI 609694FY5 MONMOUTH ORE	345,000.00	805.00	0.00	0.00	0.00
CORP 63254AAE8 NATIONAL AUSTRALIA BANK LTD (NEW YORK BRANCH)	689,000.00	1,722.50	0.11	0.00	0.00
CORP 68389XBB0 ORACLE CORP	1,000,000.00	2,083.33	402.31	0.00	0.00
CORP 68389XBL8 ORACLE CORP	1,000,000.00	2,000.00	456.24	0.00	0.00
CORP 68389XBR5 ORACLE CORP	1,000,000.00	2,187.50	450.86	0.00	0.00
MUNI 686053CM9 OREGON SCH BRDS ASSN	250,000.00	0.00	661.28	0.00	0.00
MUNI 68607VT21 OREGON ST DEPT ADMINISTRATIVE SVCS LOTTERY REV	250,000.00	506.25	110.82	0.00	0.00
MUNI 695802MV7 PAJARO VALLEY CALIF UNI SCH DIST	400,000.00	1,061.67	-116.60	0.00	0.00
MUNI 720653JL9 PIERCE CNTY WASH SWR REV	500,000.00	1,458.33	-688.94	0.00	0.00
MUNI 73474TAJ9 PORT MORROW ORE TRANSMISSION FACS REV	225,000.00	580.69	-68.59	0.00	0.00
MUNI 73474TAE0 PORT MORROW ORE TRANSMISSION FACS REV	500,000.00	883.33	-47.03	0.00	0.00
MUNI 73474TAL4 PORT MORROW ORE TRANSMISSION FACS REV	1,700,000.00	2,524.50	420.76	0.00	0.00
MUNI 73474TAL4 PORT MORROW ORE TRANSMISSION FACS REV	140,000.00	207.90	50.90	0.00	0.00
MUNI 735524MP2 PORT VANCOUVER WASH	250,000.00	427.50	-10.37	0.00	2,565.00
CORP 740189AL9 PRECISION CASTPARTS CORP	2,000,000.00	3,750.00	-66.78	0.00	22,500.00
CORP 742651DV1 PRIVATE EXPORT FUNDING CORP	1,000,000.00	1,916.67	-182.48	0.00	0.00
CORP 742651DV1 PRIVATE EXPORT FUNDING CORP	1,865,000.00	3,574.58	-1,383.75	0.00	0.00
CORP 742718EU9 PROCTER & GAMBLE CO	500,000.00	895.83	385.36	0.00	0.00
CORP 742718EB1 PROCTER & GAMBLE CO	500,000.00	1,291.67	-276.59	0.00	0.00
CASH CCYUSD Receivable	22,850.00	0.00	0.00	0.00	0.00
MUNI 757657US8 REDMOND ORE	250,000.00	727.92	-87.75	0.00	4,367.50

Accrual Earning Report

06/01/2019 - 06/30/2019

[Return to Table of Contents](#)

Jackson County-Agg All (33461)

Dated: 07/03/2019

<i>Security Type, Identifier, Description</i>	<i>Ending Current Units</i>	<i>Interest/Dividend Income</i>	<i>Net Amortization/Accretion Income</i>	<i>Net Realized Gain/Loss</i>	<i>Coupon Received Income</i>
MUNI 760133TR9 RENTON WASH	200,000.00	301.67	21.99	0.00	1,810.00
AGCY BOND 76116FAD9 RESOLUTION FUNDING CORP	1,000,000.00	0.00	1,560.88	0.00	0.00
YANKEE 78013XW20 ROYAL BANK OF CANADA	2,000,000.00	6,166.67	-809.61	0.00	0.00
CORP 780082AC7 ROYAL BANK OF CANADA	1,560,000.00	2,730.00	303.24	0.00	0.00
CORP 780082AC7 ROYAL BANK OF CANADA	1,000,000.00	1,750.00	-78.36	0.00	0.00
MUNI 794458DQ9 SALEM ORE HOSP FAC AUTH REV	100,000.00	333.33	-216.30	0.00	0.00
MUNI 797398DJ0 SAN DIEGO CNTY CALIF PENSION OBLIG	1,000,000.00	4,829.17	-2,644.27	0.00	0.00
CORP 89114QBL1 TORONTO-DOMINION BANK	3,000,000.00	4,500.00	1,345.18	0.00	0.00
YANKEE 89114QC48 TORONTO-DOMINION BANK	500,000.00	1,458.33	-59.98	0.00	0.00
CORP 89114QBT4 TORONTO-DOMINION BANK	500,000.00	770.83	238.14	0.00	0.00
CORP 89236TFS9 TOYOTA MOTOR CREDIT CORP	1,000,000.00	2,791.67	-499.37	0.00	0.00
CORP 89236TBP9 TOYOTA MOTOR CREDIT CORP	1,000,000.00	1,770.83	-176.93	0.00	0.00
CORP 89236TBP9 TOYOTA MOTOR CREDIT CORP	1,000,000.00	1,770.83	-378.13	0.00	0.00
CORP 89236TEC5 TOYOTA MOTOR CREDIT CORP	500,000.00	895.83	423.45	0.00	0.00
CORP 89236TEL5 TOYOTA MOTOR CREDIT CORP	1,000,000.00	2,250.00	380.61	0.00	0.00
CORP 89236TBJ3 TOYOTA MOTOR CREDIT CORP	500,000.00	1,145.83	-72.13	0.00	0.00
CORP 89233P5T9 TOYOTA MOTOR CREDIT CORPORATION	500,000.00	1,375.00	-30.66	0.00	0.00
MUNI 89546RHP2 TRI-CNTY MET TRANSN DIST ORE REV	95,000.00	376.04	-251.89	0.00	0.00
CD CD5331 Umpqua Bank	20,000,000.00	32,054.79	0.00	0.00	0.00
US GOV 912828D80 UNITED STATES TREASURY	500,000.00	662.36	405.98	0.00	0.00
US GOV 912828S27 UNITED STATES TREASURY	2,000,000.00	1,863.63	983.19	0.00	0.00
CORP 90331HNL3 US BANK NA	500,000.00	1,187.50	19.07	0.00	0.00

Accrual Earning Report

06/01/2019 - 06/30/2019

[Return to Table of Contents](#)

Jackson County-Agg All (33461)

Dated: 07/03/2019

<i>Security Type, Identifier, Description</i>	<i>Ending Current Units</i>	<i>Interest/Dividend Income</i>	<i>Net Amortization/Accretion Income</i>	<i>Net Realized Gain/Loss</i>	<i>Coupon Received Income</i>
CORP 90331HNU3 US BANK NA	500,000.00	1,270.83	40.55	0.00	0.00
CORP 90331HML4 US BANK NA	660,000.00	1,168.75	0.00	0.00	0.00
CORP 931142DH3 WAL MART STORES INC	1,103,000.00	2,343.88	128.50	0.00	0.00
CORP 931142DU4 WAL-MART STORES INC	750,000.00	1,468.75	92.27	0.00	8,812.50
CORP 931142EK5 WALMART INC	1,000,000.00	2,833.33	-407.20	0.00	17,000.00
MUNI 93730PAG1 WASHINGTON BIOMEDICAL RESH FACS 3 WASH LEASE REV	500,000.00	2,033.75	-1,233.95	0.00	0.00
MUNI 93978PMG9 WASHINGTON ST HSG FIN COMMN MULTIFAMILY HSG REV	110,000.00	197.08	4.30	0.00	0.00
CORP 94974BFR6 WELLS FARGO & CO	2,000,000.00	5,000.00	-1,398.06	0.00	0.00
CORP 94974BGF1 WELLS FARGO & CO	2,100,000.00	3,762.50	-160.01	0.00	0.00
CORP 94974BGF1 WELLS FARGO & CO	2,815,000.00	5,043.54	-713.81	0.00	0.00
CORP 95000U2B8 WELLS FARGO & CO	500,000.00	1,093.75	103.50	0.00	0.00
CORP 961214CP6 WESTPAC BANKING CORP	1,000,000.00	1,916.67	-53.47	0.00	0.00
CORP 961214CS0 WESTPAC BANKING CORP	500,000.00	1,083.33	-3.51	0.00	0.00
CORP 961214DZ3 WESTPAC BANKING CORP	500,000.00	1,520.83	-82.45	0.00	0.00
CORP 961214EC3 WESTPAC BANKING CORP	500,000.00	1,375.00	-83.58	0.00	0.00
MUNI 984657HQ2 YAMHILL CNTY ORE SCH DIST NO 029J NEWBERG	0.00	4,647.86	-2,434.36	0.00	59,758.13
---	190,951,388.46	366,366.90	-2,949.94	0.00	337,593.13

* Weighted by: Ending Market Value + Accrued. * Holdings Displayed by: Lot.

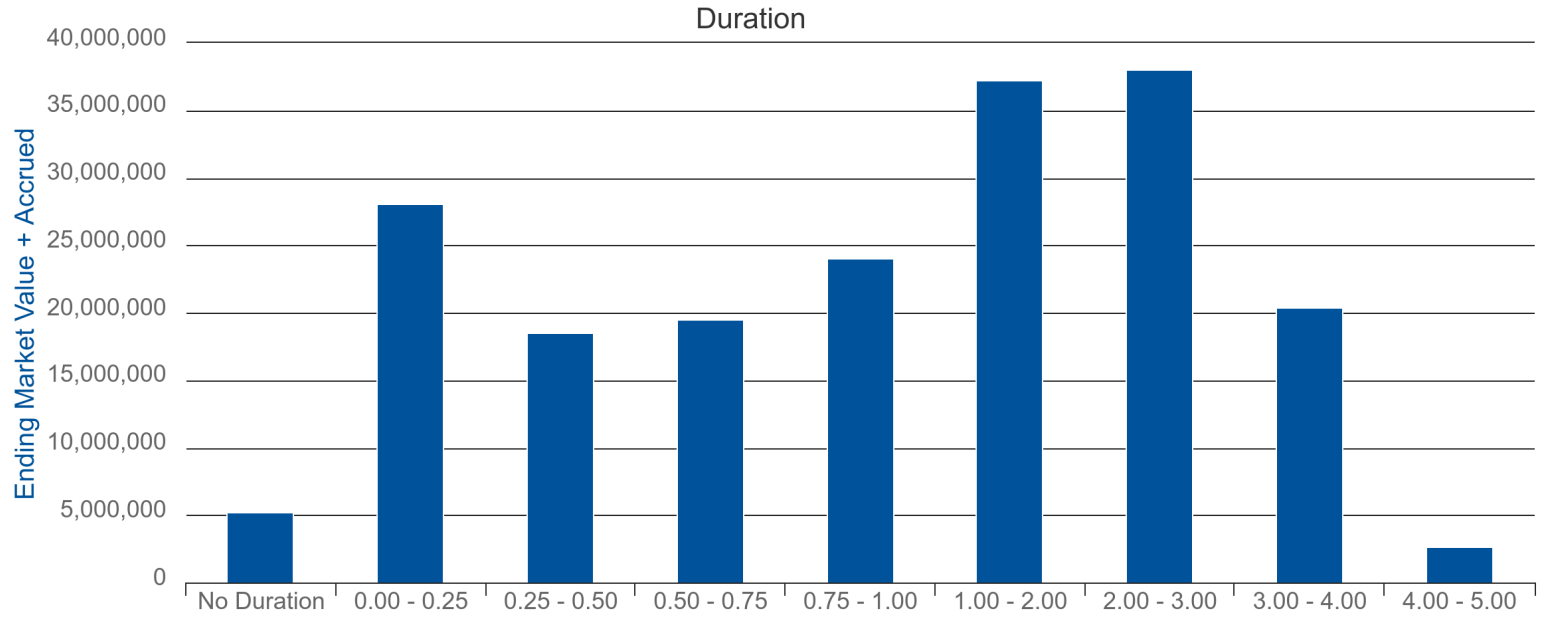
Duration with Graph

As of 06/30/2019

Jackson County-Agg All (33461)

Dated: 07/03/2019

[Return to Table of Contents](#)



Duration	Ending Yield	Ending Market Value + Accrued
0.00 - 0.25	2.488	28,075,821.37
0.25 - 0.50	2.270	18,535,524.35
0.50 - 0.75	2.269	19,529,816.83
0.75 - 1.00	2.145	24,062,548.96
1.00 - 2.00	2.066	37,240,202.01
2.00 - 3.00	1.975	37,993,413.38
3.00 - 4.00	2.187	20,394,340.73
4.00 - 5.00	2.461	2,667,690.53
No Duration	2.710	5,175,844.31
	1.390	193,675,202.47

* Grouped by: Duration. * Groups Sorted by: Duration. * Weighted by: Ending Market Value + Accrued.

Summary by Issuer

As of 06/30/2019

[Return to Table of Contents](#)

Jackson County-Agg All (33461)

Dated: 07/03/2019

<i>Description</i>	<i>Book Value</i>	<i>Market Value + Accrued</i>
3-YEAR PUBLIC FUND CD	2,000,000.00	2,060,084.93
3M CO	968,539.19	997,531.78
ACALANES CALIF UN HIGH SCH DIST	800,080.77	806,286.67
APPLE INC	6,719,332.03	6,855,667.28
BANK OF AMERICA CORP	1,531,199.51	1,591,870.75
BANK OF MONTREAL	500,194.39	499,982.17
BANK OF NEW YORK MELLON	1,006,670.65	1,047,223.00
BANK OF NOVA SCOTIA	498,941.57	502,883.72
BERKSHIRE HATHAWAY FINANCE CORP	1,001,673.20	1,024,292.22
Cash	34,924.15	34,924.15
CHEHALEM PK & REC DIST ORE	632,920.23	637,061.02
CHEVRON CORP	1,000,397.64	1,001,219.92
CISCO SYSTEMS INC	501,146.03	501,888.94
ENERGY NORTHWEST WASH ELEC REV	1,472,457.95	1,485,601.25
FEDERAL AGRICULTURAL MORTGAGE CORP	2,981,925.49	3,011,898.14
FEDERAL FARM CREDIT BANKS FUNDING CORP	17,388,360.40	17,519,128.34
FEDERAL HOME LOAN BANKS	17,199,736.18	17,304,946.63
FEDERAL HOME LOAN MORTGAGE CORP	14,599,962.15	14,699,534.27
FEDERAL NATIONAL MORTGAGE ASSOCIATION	11,361,088.58	11,368,076.28
First Interstate Bank	5,000,000.00	5,078,856.16
GENERAL ELECTRIC CAPITAL CORPORATION	1,038,691.53	1,047,155.54
HILLSBORO ORE	162,667.89	162,824.00
INDEPENDENCE ORE	550,000.00	559,970.43
INDUSTRY CALIF	963,904.87	984,336.00
INTERNATIONAL BUSINESS MACHINES CORP	3,645,792.15	3,662,134.22
Jackson County BOTC MMF	5,175,844.31	5,175,844.31
JEFFERSON CNTY ORE SCH DIST NO 509J	485,219.72	488,013.94
JPMORGAN CHASE & CO	3,005,490.48	3,053,562.33
KERN CALIF CMNTY COLLEGE DIST	1,017,101.55	1,012,801.67
KEYBANK NA	2,976,983.26	3,007,669.89
LGIP	13,832,711.18	13,832,711.18
MICROSOFT CORP	1,962,995.12	2,032,214.89
MONMOUTH ORE	680,000.00	689,163.70
NATIONAL AUSTRALIA BANK LTD (NEW YORK BRANCH)	688,995.09	712,779.23
ORACLE CORP	2,942,644.63	3,049,922.78
OREGON SCH BRDS ASSN	225,863.44	233,592.50
OREGON ST DEPT ADMINISTRATIVE SVCS LOTTERY REV	246,287.59	254,053.75
PAJARO VALLEY CALIF UNI SCH DIST	404,380.21	416,988.33
PIERCE CNTY WASH SWR REV	500,711.90	507,966.67
PORT MORROW ORE TRANSMISSION FACS REV	2,556,111.94	2,586,679.43
PORT VANCOUVER WASH	250,052.89	250,340.00
PRECISION CASTPARTS CORP	2,000,710.05	2,002,988.00
PRIVATE EXPORT FUNDING CORP	2,888,075.66	2,898,082.79
PROCTER & GAMBLE CO	999,279.54	1,032,790.11
Receivable	22,850.00	22,850.00
REDMOND ORE	253,118.03	259,835.42
RENTON WASH	199,887.86	200,019.67
RESOLUTION FUNDING CORP	980,228.89	979,657.00
ROYAL BANK OF CANADA	4,598,488.16	4,695,664.12
SALEM ORE HOSP FAC AUTH REV	102,299.96	102,658.11
SAN DIEGO CNTY CALIF PENSION OBLIG	1,036,226.52	1,062,922.22
TORONTO-DOMINION BANK	3,966,164.70	4,031,421.39
TOYOTA MOTOR CREDIT CORP	4,996,652.25	5,116,216.03
TOYOTA MOTOR CREDIT CORPORATION	500,946.31	521,473.83

Summary by Issuer

As of 06/30/2019

Jackson County-Agg All (33461)

Dated: 07/03/2019

[Return to Table of Contents](#)

<i>Description</i>	<i>Book Value</i>	<i>Market Value + Accrued</i>
TRI-CNTY MET TRANSN DIST ORE REV	95,520.58	97,036.17
Umpqua Bank	20,000,000.00	21,117,249.72
UNITED STATES TREASURY	2,475,250.30	2,477,854.96
US BANK NA	1,658,646.60	1,688,288.38
WAL MART STORES INC	1,097,088.97	1,124,948.23
WAL-MART STORES INC	746,115.29	758,260.08
WALMART INC	1,019,341.88	1,050,751.22
WASHINGTON BIOMEDICAL RESH FACS 3 WASH LEASE REV	500,000.00	512,202.50
WASHINGTON ST HSG FIN COMMN MULTIFAMILY HSG REV	109,947.52	111,488.30
WELLS FARGO & CO	7,443,960.16	7,508,195.86
WESTPAC BANKING CORP	2,509,272.70	2,552,665.94
---	190,712,071.83	193,675,202.47

* Grouped by: Description. * Groups Sorted by: Description. * Weighted by: Market Value + Accrued, except Book Yield by Base Book Value + Accrued. * Holdings Displayed by: Position.

Portfolio Trading Activity

06/01/2019 - 06/30/2019

Jackson County-Agg All (33461)

Dated: 07/03/2019

[Return to Table of Contents](#)

* Does not Lock Down.

Identifier	Description	Current Units	Transaction Type	Trade Date	Settle Date	Final Maturity	Price	Principal	Accrued Interest	Realized Gain/Loss	Amount
3133EGN76	FEDERAL FARM CREDIT BANKS FUNDING CORP	-2,000,000.00	Maturity	06/06/2019	06/06/2019	06/06/2019	100.000	-2,000,000.00	0.00	0.00	2,000,000.00
3134GSP33	FEDERAL HOME LOAN MORTGAGE CORP	-1,000,000.00	Sell	06/28/2019	06/28/2019	06/28/2022	100.000	-1,000,000.00	0.00	0.00	1,000,000.00
BOTC5782	Jackson County BOTC MMF	-5,200,000.00	Sell	---	---	06/30/2019	1.000	-5,200,000.00	0.00	0.00	5,200,000.00
BOTC5782	Jackson County BOTC MMF	5,509,873.42	Buy	---	---	06/30/2019	1.000	5,509,873.42	0.00	0.00	-5,509,873.42
JCKSNCNTY	LGIP	-651,881.05	Sell	06/30/2019	06/30/2019	06/30/2019	1.000	-651,881.05	0.00	0.00	651,881.05
JCKSNCNTY	LGIP	32,667.77	Buy	06/30/2019	06/30/2019	06/30/2019	1.000	32,667.77	0.00	0.00	-32,667.77
56913RAT5	MARION CNTY ORE PENSION OBLIG REV	-200,000.00	Maturity	06/01/2019	06/01/2019	06/01/2019	100.000	-200,000.00	0.00	0.00	200,000.00
984657HQ2	YAMHILL CNTY ORE SCH DIST NO 029J NEWBERG	-3,045,000.00	Maturity	06/15/2019	06/15/2019	06/15/2019	100.000	-3,045,000.00	0.00	0.00	3,045,000.00
---	---	-6,554,339.86	---	---	---	08/25/2019	---	-6,554,339.86	0.00	0.00	6,554,339.86

* Showing transactions with Trade Date within selected date range. * Weighted by: Absolute Value of Principal. * MMF transactions are collapsed.

* The Transaction Detail/Trading Activity reports provide our most up-to-date transactional details. As such, these reports are subject to change even after the other reports on the website have been locked down. While these reports can be useful tools in understanding recent activity, due to their dynamic nature we do not recommend using them for booking journal entries or reconciliation.