



# **JACKSON COUNTY**

*Community Justice*



## **Jackson County Community Justice Juvenile Division**

### **Recidivism Ten Year Data Trend Reports**

## SUMMARY

Information on Jackson County juvenile offenders was collected, entered and maintained in the Juvenile Justice Information System (JJIS). JJIS is a state-wide electronic case management system used by all counties in the state of Oregon and maintained by the Oregon Youth Authority.

Recidivism is defined in three measurements to assist in determining different levels of involvement of youth in the juvenile justice and adult systems.

Recidivism by Referral: Any new criminal referral (arrest) within a 12 month period. No action needs to be taken by department to count against recidivism.

Recidivism by New Criminal Adjudication: Youth has been adjudicated/sentenced by the Court within a 12/24 month period for a new criminal (misdemeanor or felony) offense.

Recidivism by New Felony Adjudication: Youth has been adjudicated/sentenced by the Court within a 12/24 month period for a new felony offense

### Items to consider when reviewing data:

Small changes in raw numbers between years may create large percentages. For example, a change from 6 to 2 creates a change of 67%. Review both the raw numbers and percentages to determine the significant of these changes.

## SUMMARY

Recidivism is also looked at specifically with Probation and Formal Accountability Agreements (Diversion). Each of these two areas have recidivism data by the three measurements above. Due to data limitations, recidivism by new criminal referral does not track youth that have entered into the adult system in 12 or 24 months. However, both any criminal adjudication and any felony adjudication does track youth that have entered the adult system in 12 and 24 month.

Probation recidivism is lower for the initial 12 months than the average recidivism of the department on a new criminal referral. These youth have been assessed as medium and high risk to have additional criminal offenses referred to the department. 85% of the youth on probation do not have a new criminal offense referral during the time they are on probation, which averages 12 months. Youth that have 3 or more criminal referrals have been at or below 10% the last five years of data. Recidivism of a criminal adjudication dropped 6% for twelve months and increased slightly to 17% for twenty-four months. Youth moving into the adult justice system for both 12 and 24 months has increase slightly.

Formal Accountability Agreements (Diversion) is also lower, on average, than the overall department recidivism rate. These youth have been assessed as low and medium risk to have additional criminal offenses referred to the department within the next 12 to 24 months. 75% of youth do not have a new criminal offense referral while on these agreements, which average six months. Youth that have 3 or more criminal referrals are below 8% on average. Recidivism of a criminal adjudication is 8% within a year and 12% within two years. Recidivism of a felony adjudication has historically been 1% or less.

Overall recidivism has been steadily declining slightly or remaining flat over the last ten years. However, in 2013 there was nearly a 1% increase and in 2014 2.7% increase for Jackson County. Statewide saw an increase of 1.4% in 2014. In reviewing the data, there was a 4.1% increase in 2014 in recidivism for males overall. Those youth considered to be chronic offenders (3 or more referrals to department) showed an increase of 1.4% in 2014.

In 2014, Hispanic youth showed the greatest increase (16%) in recidivism for an overall rate of 31.2%, caucasian youth had an increase (10%) for an overall rate of 32%. African American youth remained the same at 25%, Native American youth saw a reduction of 12% and an overall rate of 31.3% and Asian youth showed the flargestdt reduction of 74% and an overal arate of 14.3%. These numbers can be misleading at times however due to low overall numbers of youth of certain races and where youth of certain gangs have been sent to the Youth Correctional Facilities and removed from the community so they are not continuing to commit crimes.

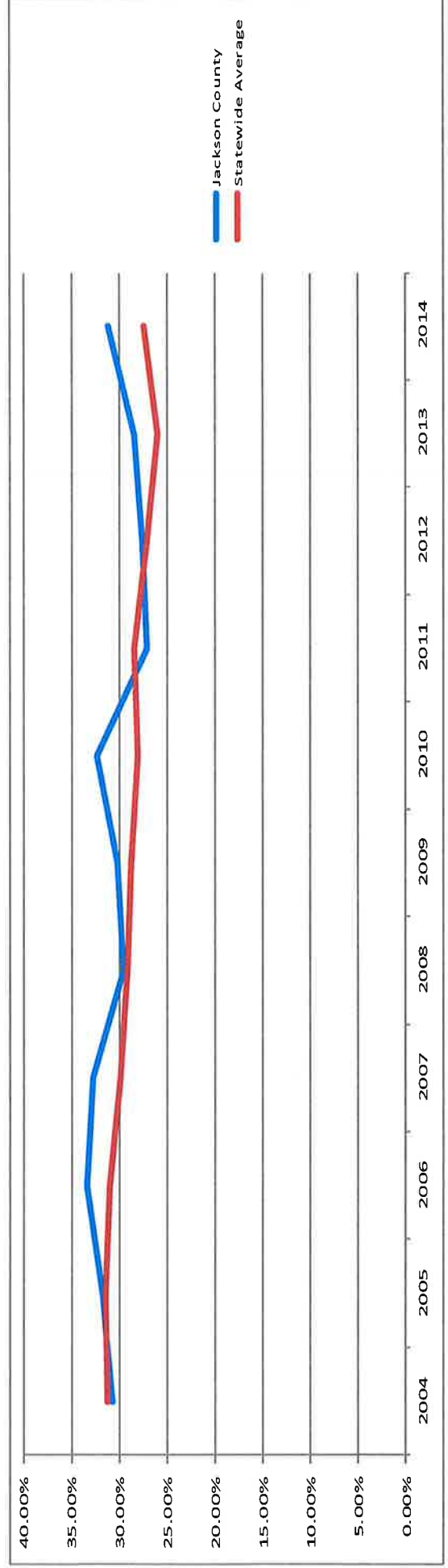
**JACKSON COUNTY COMMUNITY JUSTICE - JUVENILE SERVICES**

**RECIDIVISM by REFERRAL**

	2004	2005	2006	2007	2008	2009	2010	2011	2012	2013	2014
Number of Youth	1327	1187	1310	1209	1201	1164	1014	920	812	685	642
No subsequent Referral	918/69.2%	809/68.2%	873/66.6%	813/67.2%	846/70.4%	812/69.8%	685/67.6%	671/72.9%	588/72.4%	490/71.5%	442/68.8%
Subsequent Referral	409/30.8%	378/31.8%	437/33.4%	397/32.8%	355/29.6%	353/30.2%	329/32.4%	249/27.1%	224/27.6%	195/28.5%	200/31.2%
1 to 2 Referrals	320/24.1%	318/26.8%	348/26.6%	308/25.5%	294/24.5%	291/25%	272/26.8%	195/21.2%	178/21.9%	164/23.9%	162/25.2%
3 or More Referrals	89/6.7%	60/5.1%	89/6.8%	89/7.4%	61/5.1%	61/5.2%	57/5.6%	54/5.9%	46/5.7%	31/4.5%	38/5.9%
Statewide Average	<b>31.30%</b>	<b>31.50%</b>	<b>31.00%</b>	<b>29.90%</b>	<b>29.20%</b>	<b>28.80%</b>	<b>28.10%</b>	<b>28.50%</b>	<b>27.10%</b>	<b>26.00%</b>	<b>27.40%</b>
<b>By Gender</b>											
Male	32.50%	35.90%	35%	35.50%	31.20%	33.90%	36.30%	29.20%	31.30%	30.00%	34.10%
Female	27.20%	23.50%	30.30%	27.50%	26%	23%	23.40%	22.80%	20.70%	25.80%	25.80%
<b>By Race</b>											
African American	41.20%	48.10%	48.60%	30.20%	19.40%	35.50%	39.50%	28.30%	46.20%	25.00%	25.00%
Asian	0%	16.70%	50%	20%	30%	44.40%	25%	22.20%	36.40%	55.60%	14.30%
Caucasian	31%	31.70%	33%	32.50%	29.40%	28.70%	31.20%	25.90%	27.40%	28.80%	32.00%
Hispanic	33.30%	36%	36.40%	37.80%	34.60%	35.60%	36.20%	30.80%	23.30%	26.30%	31.20%
Native American	35.30%	50%	44.40%	50%	31.60%	50%	38.90%	37.50%	39.10%	35.30%	31.30%
Other/Unknown	16.70%	19.40%	16.30%	16.20%	11.10%	12%	22.20%	16.70%	26.70%	22.20%	0.00%

**Race by Number of Criminal Referrals (Jackson County percentage next to race category)**

African American (0.7%)	32/2.2%	38/2.8%	29/2.2%	38/3.1%	43/3.4%	33/2.7%	29/2.4%	37/3.7%	48/4.8%	38/4.2%	20/3%
Asian (1.3%)	10/0.7%	8/0.6%	6/0.5%	10/0.8%	14/1.1%	9/0.7%	10/0.8%	11/1.1%	17/1.7%	13/1.4%	9/2%
Caucasian (94.3%)	1121/76.8%	1082/79.3%	1066/80.4%	990/80.9%	972/77.6%	906/74.7%	896/74%	744/73.4%	702/70.6%	620/69.1%	497/72%
Hispanic (9.4%)	145/9.9%	155/11.4%	137/10.3%	131/10.7%	169/13.5%	210/17.3%	228/18.8%	197/19.4%	197/19.8%	178/19.8%	133/19%
Native American (1.2%)	21/1.4%	25/1.8%	18/1.4%	10/0.8%	20/1.6%	23/1.9%	17/1.4%	13/1.3%	23/2.3%	27/3%	17/2%
Other/Unknown (2.5%)	131/9.0%	57/4.2%	70/5.3%	45/3.7%	35/2.8%	32/2.6%	30/2.5%	11/1.1%	7/0.7%	21/2.3%	9/2%

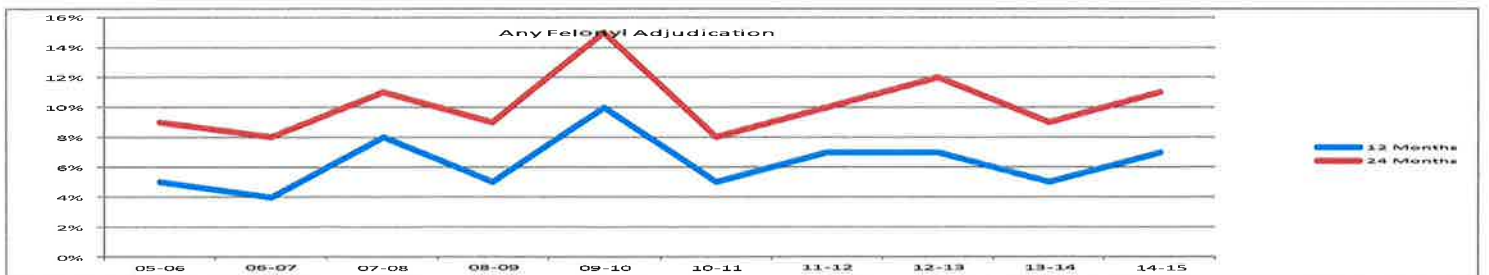
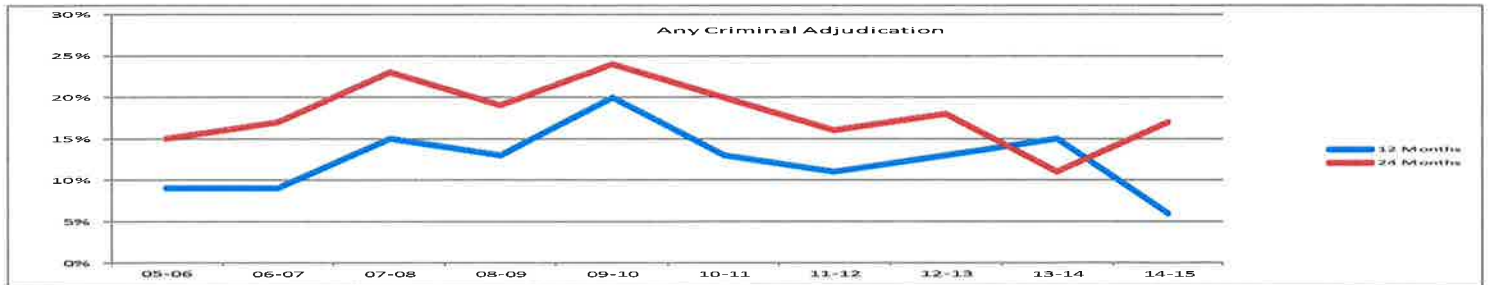
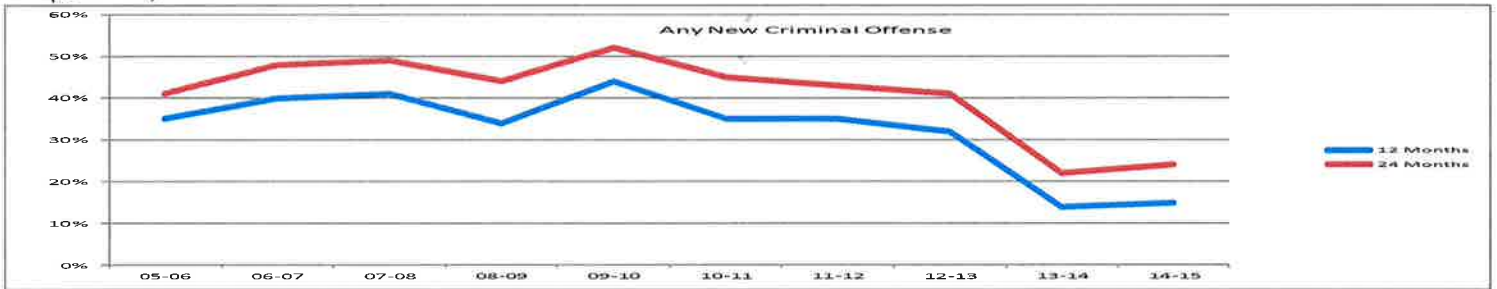


JACKSON COUNTY COMMUNITY JUSTICE - JUVENILE SERVICES

RECIDIVISM by PROBATION

	05-06		06-07		07-08		08-09		09-10		10-11		11-12		12-13		13-14		14-15	
	12	24	12	24	12	24	12	24	12	24	12	24	12	24	12	24	12	24	12	24
<b>PROBATION - Any New Criminal Offense</b> * Data DOES NOT include adult criminal arrests as data is not available																				
Number of Youth	184		155		142		147		135		155		98		96		80		82	
No sub Referral	65%	59%	60%	52%	59%	51%	66%	56%	56%	48%	65%	55%	65%	57%	68%	59%	86%	78%	85%	76%
Subsequent Referral	35%	41%	40%	48%	41%	49%	34%	44%	44%	52%	35%	45%	35%	43%	32%	41%	14%	22%	15%	24%
1 to 2 Referrals	30%	29%	33%	34%	35%	39%	26%	31%	34%	35%	30%	35%	30%	36%	30%	33%	11%	18%	13%	21%
3 or More Referrals	5%	13%	8%	14%	6%	10%	8%	13%	10%	17%	5%	10%	5%	7%	2%	7%	3%	5%	2%	4%
<b>PROBATION - Any Criminal Adjudicated Offense</b> * Data DOES include adult criminal sentences																				
Number of Youth	184		155		142		147		135		155		98		96		80		82	
No sub Adjudication	91%	85%	83%	91%	85%	77%	87%	81%	80%	76%	87%	80%	89%	84%	87%	82%	85%	89%	94%	83%
Subsequent Adjud	9%	15%	9%	17%	15%	23%	13%	19%	20%	24%	13%	20%	11%	16%	13%	18%	15%	11%	6%	17%
No Adult Sentence	99%	97%	99%	100%	98%	89%	99%	95%	98%	96%	99%	96%	100%	99%	100%	100%	100%	97%	98%	94%
Adult Sentence	1%	3%	1%	1%	2%	11%	1%	5%	2%	4%	1%	4%	0%	1%	0%	0%	0%	3%	2%	6%
<b>PROBATION - Felony Adjudicated Offense</b> * Data DOES include adult criminal sentences																				
Number of Youth	184		155		142		147		135		155		98		96		80		82	
No sub Adjudication	95%	91%	96%	92%	82%	89%	95%	91%	90%	85%	95%	92%	93%	90%	93%	88%	95%	91%	93%	89%
Subsequent Adjud	5%	9%	4%	8%	8%	11%	5%	9%	10%	15%	5%	8%	7%	10%	7%	12%	5%	9%	7%	11%
No Adult Sentence	99%	98%	100%	99%	99%	89%	99%	96%	98%	96%	99%	96%	100%	99%	100%	100%	100%	94%	99%	94%
Adult Sentence	1%	2%	0%	1%	1%	11%	1%	4%	2%	4%	1%	4%	0%	1%	0%	0%	0%	6%	1%	6%

JJIS Reports 248f, 249b and 255



JACKSON COUNTY COMMUNITY JUSTICE - JUVENILE SERVICES

RECIDIVISM by FORMAL ACCOUNTABILITY AGREEMENT

	05-06		06-07		07-08		08-09		09-10		10-11		11-12		12-13		13-14		14-15	
	12	24	12	24	12	24	12	24	12	24	12	24	12	24	12	24	12	24	12	24
<b>FORMAL ACCOUNTABILITY AGREEMENT - Any New Criminal Offense Referral</b>																				
<b>* DOES NOT include adult criminal arrests</b>																				
Number of Youth	408		270		264		306		210		245		148		142		157		162	
No sub Referral	78%	70%	73%	65%	71%	60%	73%	61%	77%	70%	77%	65%	76%	67%	83%	73%	82%	75%	75%	68%
Subsequent Referral	22%	30%	27%	35%	29%	40%	27%	39%	23%	30%	23%	35%	24%	33%	17%	27%	18%	25%	25%	32%
1 to 2 Referrals	20%	23%	21%	25%	23%	28%	23%	29%	21%	22%	20%	30%	20%	26%	16%	23%	15%	20%	22%	25%
3 or More Referrals	3%	8%	6%	10%	6%	12%	4%	10%	2%	8%	3%	6%	3%	7%	1%	4%	4%	5%	3%	7%
<b>FORMAL ACCOUNTABILITY AGREEMENT - Any Criminal Adjudicated Offense</b>																				
<b>* DOES include adult criminal sentences</b>																				
Number of Youth	408		270		264		302		210		245		148		142		157		162	
No sub Adjudication	95%	93%	94%	91%	91%	85%	93%	88%	96%	92%	94%	91%	91%	86%	83%	73%	82%	88%	82%	88%
Subsequent Adjud	5%	7%	6%	9%	9%	16%	7%	12%	4%	8%	6%	9%	9%	14%	17%	27%	8%	12%	8%	12%
No Adult Sentence	99%	98%	100%	98%	100%	98%	99%	99%	99%	99%	100%	100%	100%	99%	100%	99%	100%	99%	100%	99%
Adult Sentence	1%	2%	0%	2%	0%	2%	1%	1%	1%	1%	0%	0%	0%	1%	0%	1%	0%	1%	0%	1%
<b>FORMAL ACCOUNTABILITY AGREEMENT - Felony Adjudicated Offense</b>																				
<b>* DOES include adult criminal sentences</b>																				
Number of Youth	408		270		264		302		210		245		148		142		157		162	
No sub Adjudication	98%	97%	97%	96%	96%	94%	98%	95%	98%	96%	97%	96%	97%	93%	97%	94%	95%	94%	97%	95%
Subsequent Adjud	2%	3%	3%	4%	4%	6%	2%	5%	2%	4%	3%	4%	3%	7%	3%	6%	5%	6%	3%	5%
No Adult Sentence	99%	99%	100%	98%	100%	98%	99%	99%	99%	99%	100%	100%	100%	99%	100%	99%	95%	99%	100%	99%
Adult Sentence	1%	1%	0%	2%	0%	2%	1%	1%	1%	1%	0%	0%	0%	1%	0%	1%	5%	1%	0%	1%

JJIS Reports 249b and 255

