



JACKSON COUNTY

Community Justice



Jackson County Community Justice Juvenile Division

Referrals by Referring Police Agencies Data Trend Reports

A NOTE ABOUT DATA

Information on Jackson County juvenile offenders was collected, entered and maintained in the Juvenile Justice Information System (JJIS). JJIS is a state-wide electronic case management system used by all counties in the state of Oregon and maintained by the Oregon Youth Authority.

Items to consider when reviewing data:

Small changes in raw numbers between years may create large percentages. For example, a change If a juvenile crime occurred that was not reported, or law enforcement did not create a referral regarding the crime, it is not included in this data.

SUMMARY

Analyzing referrals from specific cities within our County provides assists in determining the appropriate resources on a geographic basis. This also assists in working with local communities on efforts to deter and respond to criminal behavior by juveniles.

Purpose

The purpose of this report is to provide statistics on the number of allegations by the specified original referral county. Each allegation is counted one time.

Description

This report counts each allegation on the referral. The report is grouped by Criminal Category or Offense Type (criminal / non-criminal). The report summarizes by number of allegations.

JACKSON COUNTY COMMUNITY JUSTICE - JUVENILE DIVISION																		
Referral by Police Agency																		
YEAR	APD		CPPD		EPPD		MPD		PPD		RRPD		TPD		SO		Totals	
	Criminal	Non-Crim	Criminal	Non-Crim	Criminal	Non-Crim	Criminal	Non-Crim	Criminal	Non-Crim	Criminal	Non-Crim	Criminal	Non-Crim	Criminal	Non-Crim	Criminal	Non-Crim
2005-2006	140	85	221	168	143	60	1300	354	69	32	48	14	69	11	259	35	2249	759
2006-2007	169	117	270	100	245	64	1243	322	87	16	26	19	72	24	306	65	2418	727
2007-2008	153	153	160	132	201	68	1240	408	87	28	46	23	65	36	366	62	2318	910
2008-2009	139	75	160	92	217	37	1191	321	47	13	25	6	85	17	410	74	2274	635
2009-2010	58	98	281	76	131	46	1121	268	38	20	41	17	59	13	246	56	1975	594
2010-2011	169	97	227	107	115	31	1036	219	97	22	32	6	81	23	278	71	2035	576
2011-2012	130	101	145	69	215	44	891	253	61	20	16	12	140	17	265	76	1863	592
2012-2013	149	76	165	49	154	30	683	168	44	10	12	3	63	6	166	57	1436	399
2013-2014	61	35	77	29	132	35	661	190	40	25	2	1	49	4	170	31	1192	350
2014-2015	98	30	74	44	135	27	817	219	38	19	0	1	59	17	129	24	1350	381
2015-2016	90	27	96	82	130	50	539	220	18	12	2	1	25	7	133	20	1033	419
2016-2017	78	27	64	39	66	26	505	127	44	12	0	0	51	18	105	26	913	275
% of Police Rpt	8%	9%	7%	15%	7%	9%	55%	46%	4%	4%	0%	0	5%	6%	11%	9%	77%	23%
% of Police Rpt	8%		8%		7%		53%		4%		0		5%		11%			

Information obtained from JIS report #57

Increase from previous year

APD = Ashland Police Dept

CPPD = Central Point Police Dept

EEPDP = Eagle Point Police Dept

MPD = Medford Police Dept

PPD = Phoenix Police Dept

RRPD = Rogue River Police Dept

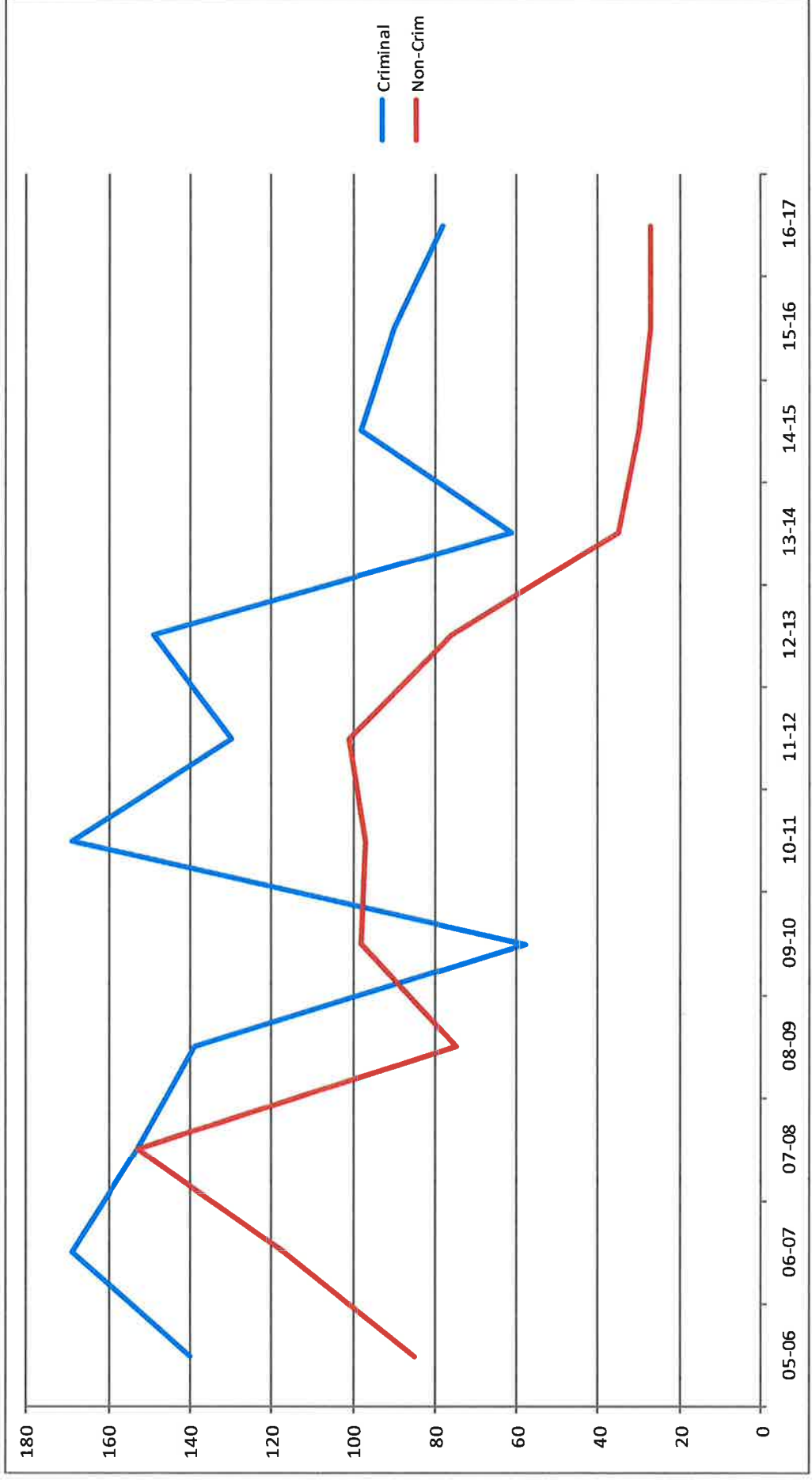
TPD = Talent Police Dept

SO = Sheriff's Dept

Non-Criminal: Minor in Possession of alcohol, Less than one ounce of marijuana, curfew, tobacco, no bicycle or skateboard helmet (does not include dependency such as runaway or beyond parental control)

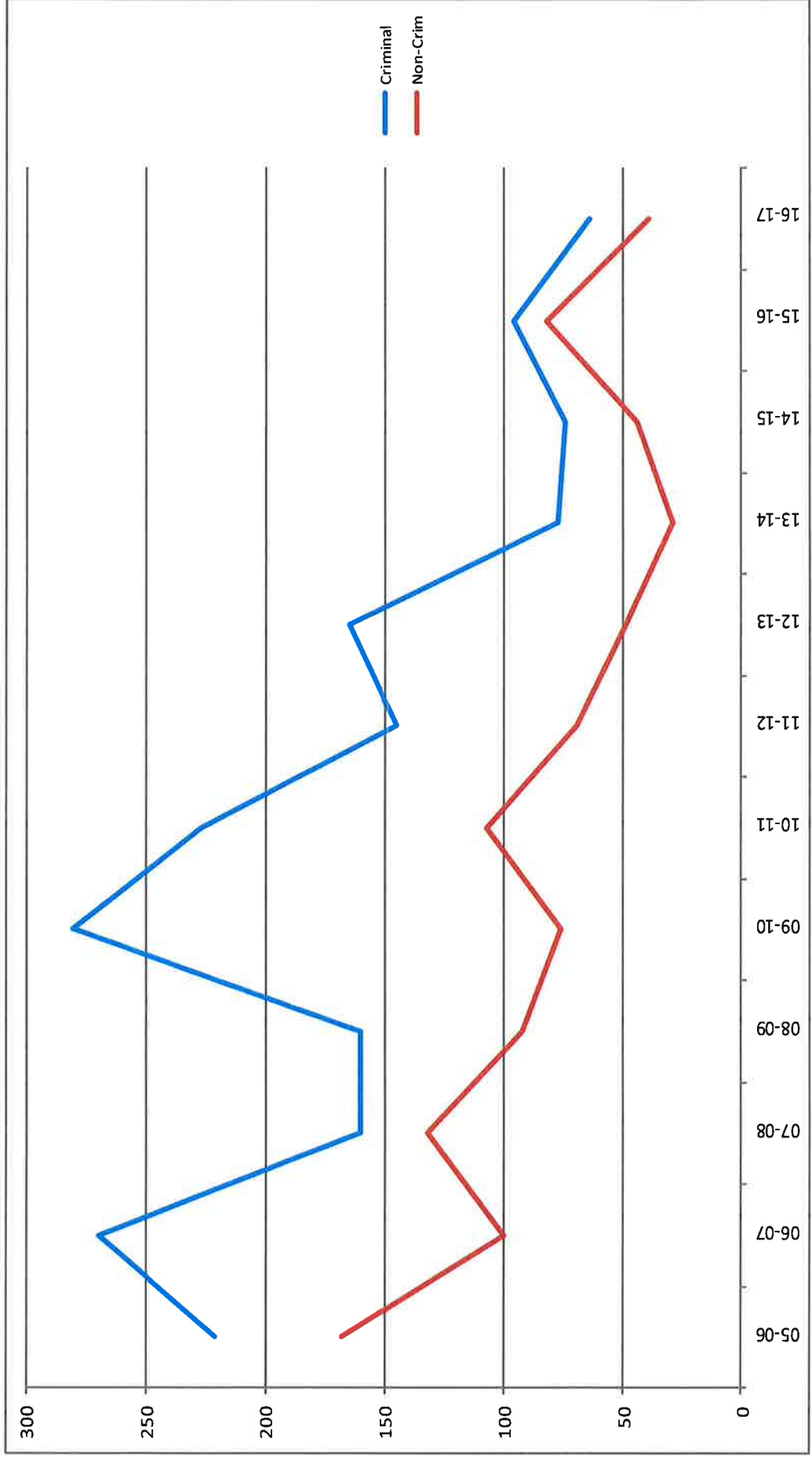
Ashland Police Department - Referrals

	05-06	06-07	07-08	08-09	09-10	10-11	11-12	12-13	13-14	14-15	15-16	16-17
Criminal	140	169	153	139	58	169	130	149	61	98	90	78
Non-Criminal	85	117	153	75	98	97	101	76	35	30	27	27



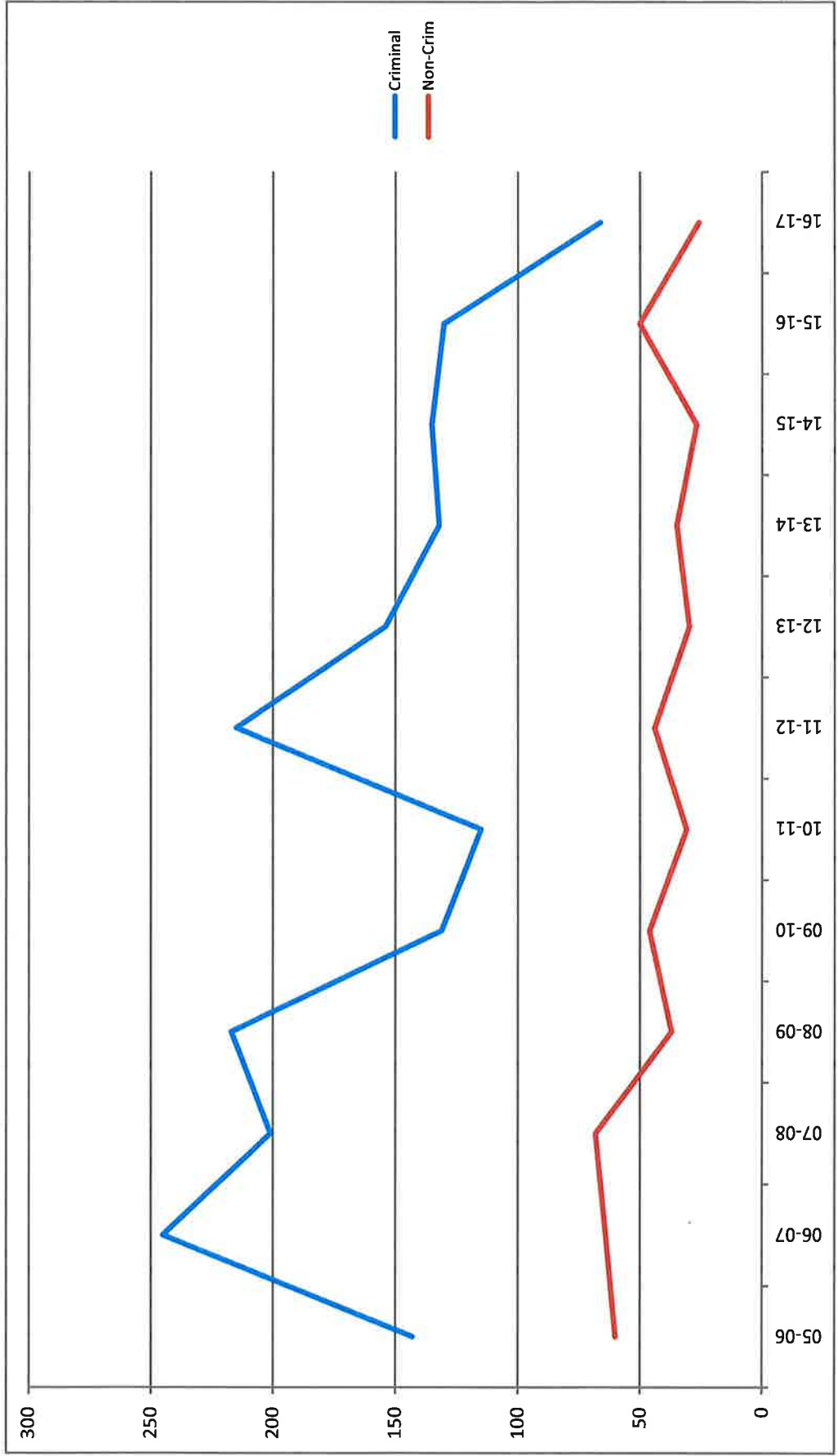
Central Point Police Department - Referrals

	05-06	06-07	07-08	08-09	09-10	10-11	11-12	12-13	13-14	14-15	15-16	16-17
Criminal	221	270	160	160	281	227	145	165	77	74	96	64
Non-Criminal	168	100	132	92	76	107	69	49	29	44	82	39



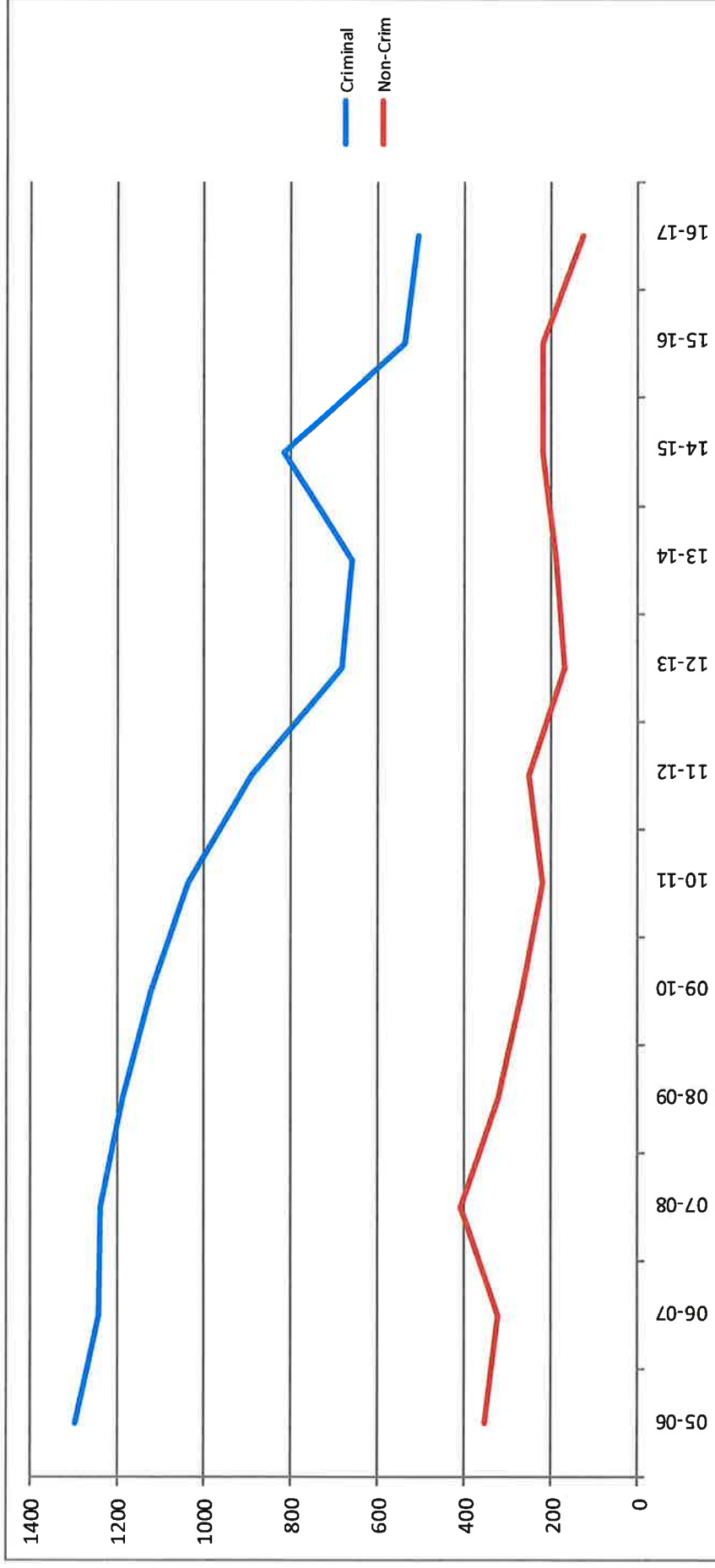
Eagle Point Police Department - Referrals

	05-06	06-07	07-08	08-09	09-10	10-11	11-12	12-13	13-14	14-15	16-17
Criminal	143	245	201	217	131	115	215	154	132	135	66
Non-Criminal	60	64	68	37	46	31	44	30	35	27	26



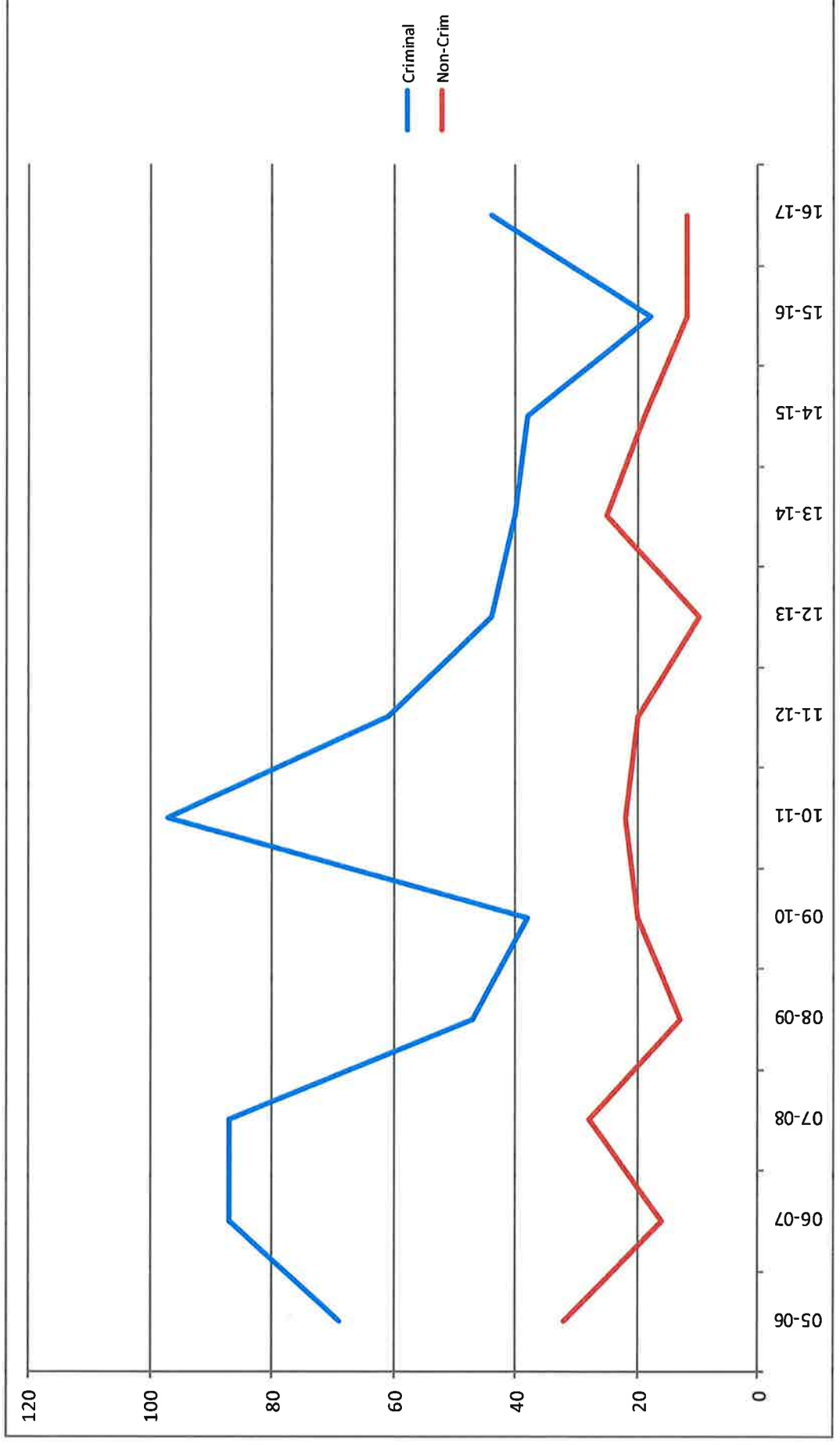
Medford Police Department - Referrals

	05-06	06-07	07-08	08-09	09-10	10-11	11-12	12-13	13-14	14-15	15-16	16-17
Criminal	1300	1243	1240	1191	1121	1036	891	683	661	817	539	505
Non-Criminal	354	322	408	321	268	219	253	168	190	219	220	127



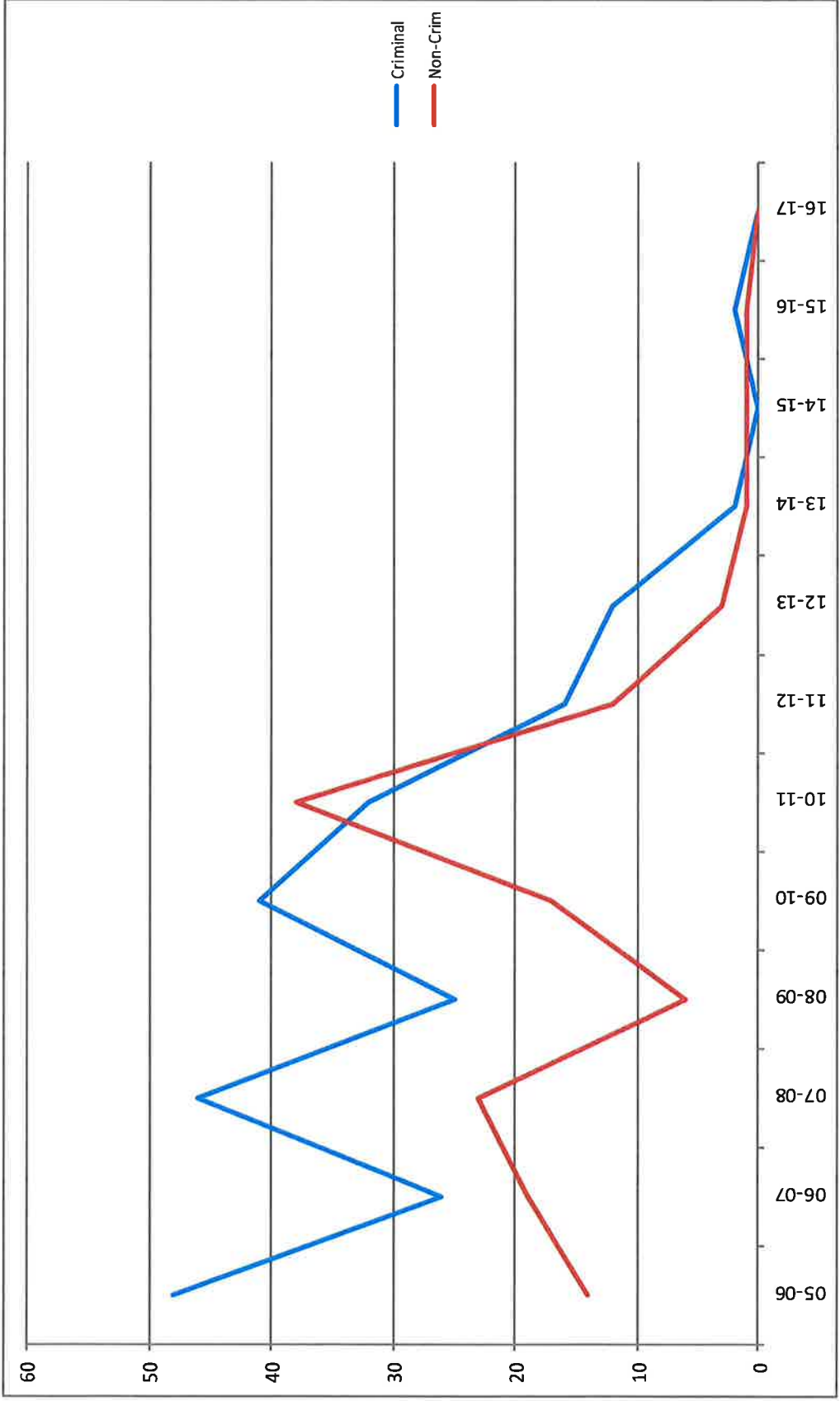
Phoenix Police Department - Referrals

	05-06	06-07	07-08	08-09	09-10	10-11	11-12	12-13	13-14	14-15	15-16	16-17
Criminal	69	87	87	47	38	97	61	44	40	38	18	44
Non-Criminal	32	16	28	13	20	22	20	10	25	19	12	12



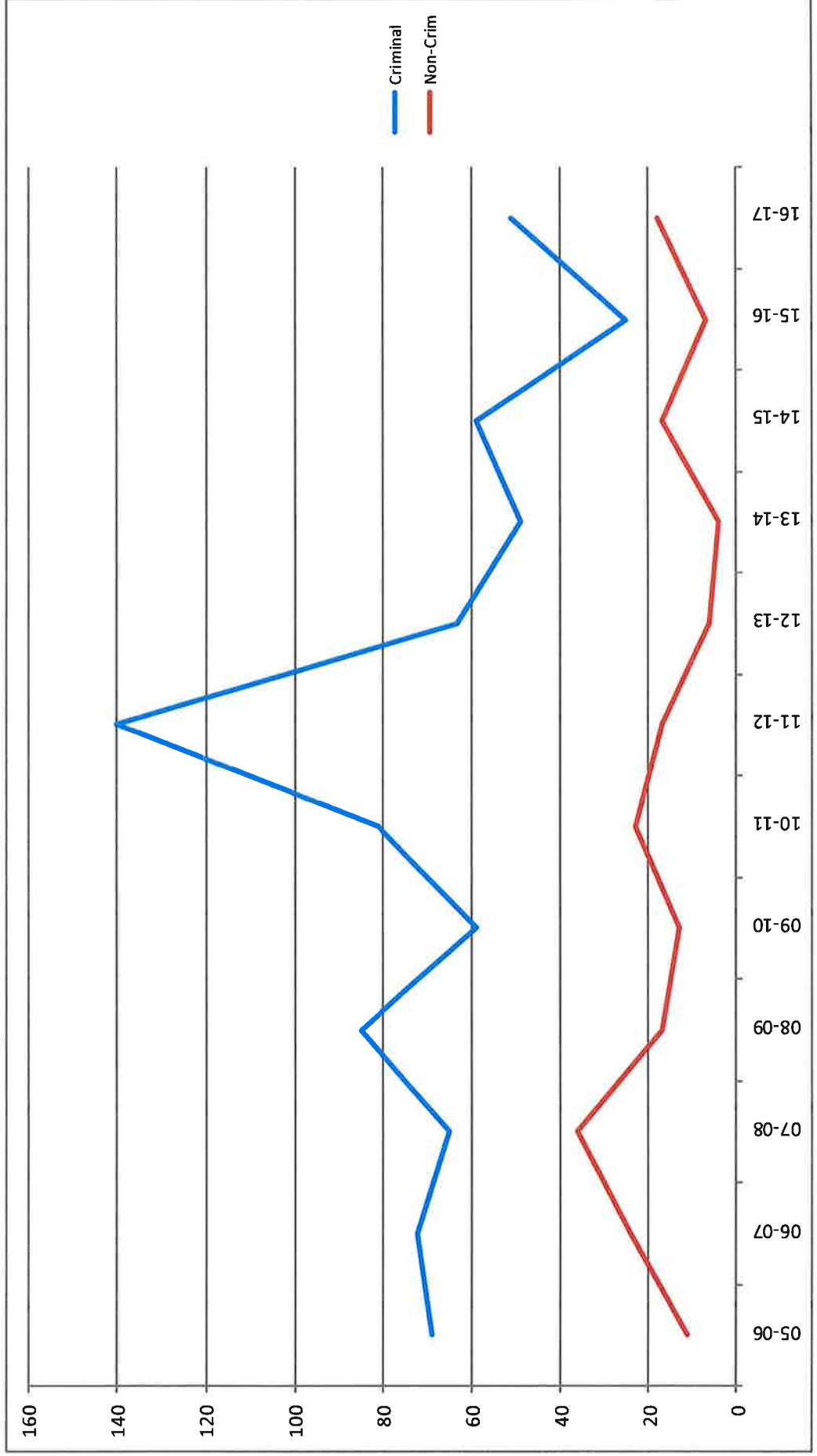
Rogue River Police Department - Referrals

	05-06	06-07	07-08	08-09	09-10	10-11	11-12	12-13	13-14	14-15	16-17
Criminal	48	26	46	25	41	32	16	12	2	0	0
Non-Criminal	14	19	23	6	17	38	12	3	1	1	0



Talent Police Department - Referrals

	05-06	06-07	07-08	08-09	09-10	10-11	11-12	12-13	13-14	14-15	15-16	16-17
Criminal	69	72	65	85	59	81	140	63	49	59	25	51
Non-Criminal	11	24	36	17	13	23	17	6	4	17	7	18



Sheriffs Office - Referrals

	05-06	06-07	07-08	08-09	09-10	10-11	11-12	12-13	13-14	14-15	15-16	16-17
Criminal	259	306	366	410	246	278	265	166	170	129	133	105
Non-Criminal	35	65	62	74	56	71	76	57	31	24	20	26

