



JACKSON COUNTY

Community Justice



Jackson County Community Justice Juvenile Division

Juvenile Crime Prevention Risk Assessments Twelve Year Data Trend Reports

SUMMARY

Information on Jackson County juvenile offenders was collected, entered and maintained in the Juvenile Justice Information System (JJIS). JJIS is a state-wide electronic case management system used by all counties in the state of Oregon and maintained by the Oregon Youth Authority.

Items to consider when reviewing data:

Small changes in raw numbers between years may create large percentages. For example, a change from 6 to 2 creates a change of 67%. Review both the raw numbers and percentages to determine the significant of these. Reported risk assessments have benefits and limitations.


SUMMARY

The total number of assessments being completed corresponds with the overall number of youth being referred to the department for criminal offenses or that are on probation. Over the previous three years the percentages of low, medium and high risk youth has been fairly consistent, however over the last year there has been a 36% (147) reduction for initial assessments. The previous year the majority of youth receiving an initial risk assessment are medium risk (36%). Low risk followed with 26% and 15% for high risk. Youth that go onto formal probation show the majority as medium risk (54%) on re-assessments that are conducted every six

Initial risk assessments have consistently shown that peer/other relationships, behavior issues, family issues and school issues are the top areas of concern with youth referred to the department.

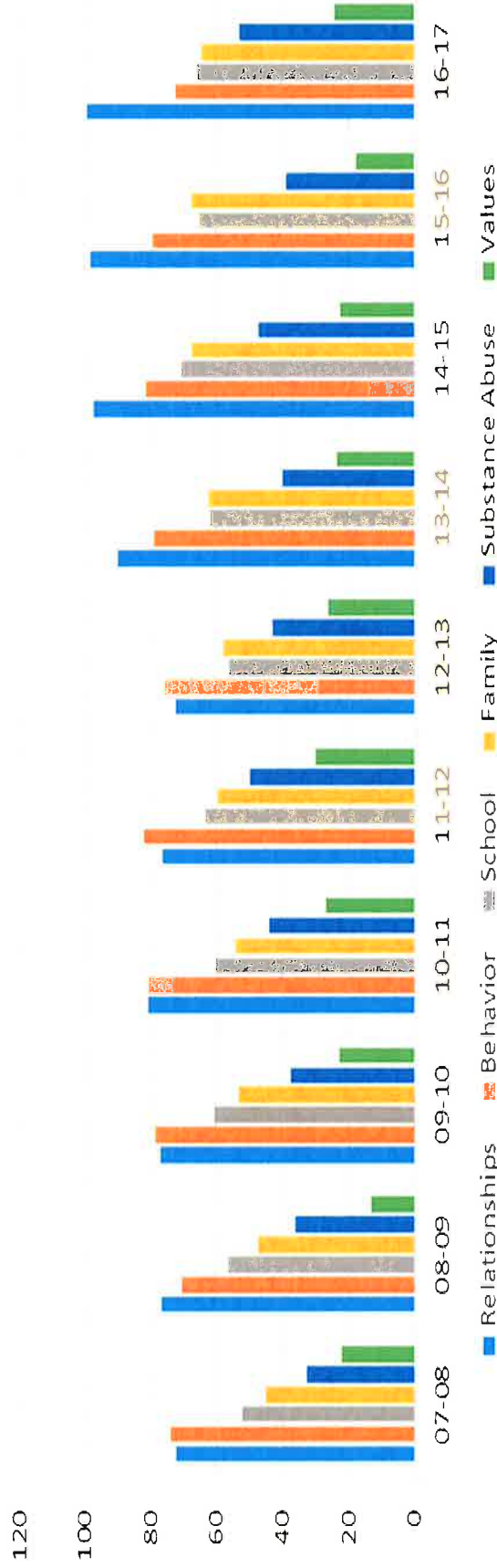
Re-Assessments have also shown that peer/other relationships, behavior issues, family issues and substance abuse are the top areas of concern, with each being 83% or higher.

JACKSON COUNTY COMMUNITY JUSTICE - JUVENILE SERVICES											
	2007-2008	2008-2009	2009-2010	2010-2011	2011-2012	2012-2013	2013-2014	2014-2015	2015-2016	2016-2017	
JCP Risk Assessment											
Initial Assessment (Intake)											
High Risk	112/18.6%	80/12.4%	77/15.9%	92/21%	86/25%	66/21%	71/20%	90/25%	84/20%	54/23%	
Medium Risk	179/29.7%	219/33.8%	181/37.4%	164/38%	137/40%	101/33%	138/39%	150/42%	143/34%	77/33%	
Low Risk	311/51.7%	348/53.8%	226/46.7%	175/40%	122/35%	141/46%	147/41%	118/33%	189/45%	99/43%	
Total Initial Assessment	602	647	484	431	345	308	356	358	416	269	
Re-Assessment (Probation)											
High Risk	57/17.3%	46/15.2%	48/18.4%	72/23%	50/22%	50/20%	26/15%	28/16%	24/14%	21/15%	
Medium Risk	181/54.8%	176/58.3%	149/57.1%	3%	142/61%	156/62%	118/69%	105/61%	118/67%	94/67%	
Low Risk	92/27.9%	80/26.5%	64/24.5%	57/18%	39/17%	44/18%	26/15%	38/22%	34/19%	25/18%	
Total Re-Assessments	330	302	261	301	231	250	170	171	176	175	
TOTALS	932	949	745	732	576	558	526	529	592	471	



Juvenile Crime Prevention Risk Assessments												
Risk Domain	04-05	05-06	07-08	08-09	09-10	10-11	11-12	12-13	13-14	14-15	15-16	16-17
School Issues			52.18%	56.63%	60.78%	60.18%	63.38%	56.30%	62.15%	70.53%	65.00%	65.90%
Peer/Other Relationships		Data	72.08%	76.65%	76.98%	80.70%	76.28%	72.28%	90.10%	97.18%	98.05%	99.10%
Behavior Issues		Unavailable	74.00%	70.50%	78.65%	80.63%	82.25%	75.68%	79.18%	81.35%	79.25%	72.30%
Family Functioning			45.00%	47.48%	53.18%	54.03%	59.45%	57.75%	62.25%	67.35%	67.40%	64.55%
Substance Abuse			32.50%	35.98%	37.58%	43.80%	49.58%	42.80%	39.93%	46.98%	38.70%	52.70%
Attitudes, Values & Beliefs			22.00%	13.35%	22.63%	26.95%	29.88%	26.28%	23.55%	22.40%	17.70%	24.10%

INITIAL RISK ASSESSMENT DOMAINS



School: Attachment/commitment, academic performance, truancy, dropout, suspensions, expulsions, family involvement, learning disability.

Relationships: Friends disapprove of unlawful behavior, friends engage in unlawful acts, friends who have been suspended / expelled / dropped out of school, friends who are academic achievers, substance abusing friends, adult mentor, lives in low crime area.

Behavior: Aggressive, disruptive behavior at school, 3 or more criminal referrals, referred at age 13 or younger, extra-curricular activities, runaway, behavior hurts others, harms animals, preoccupation with weapons, setting of fires.

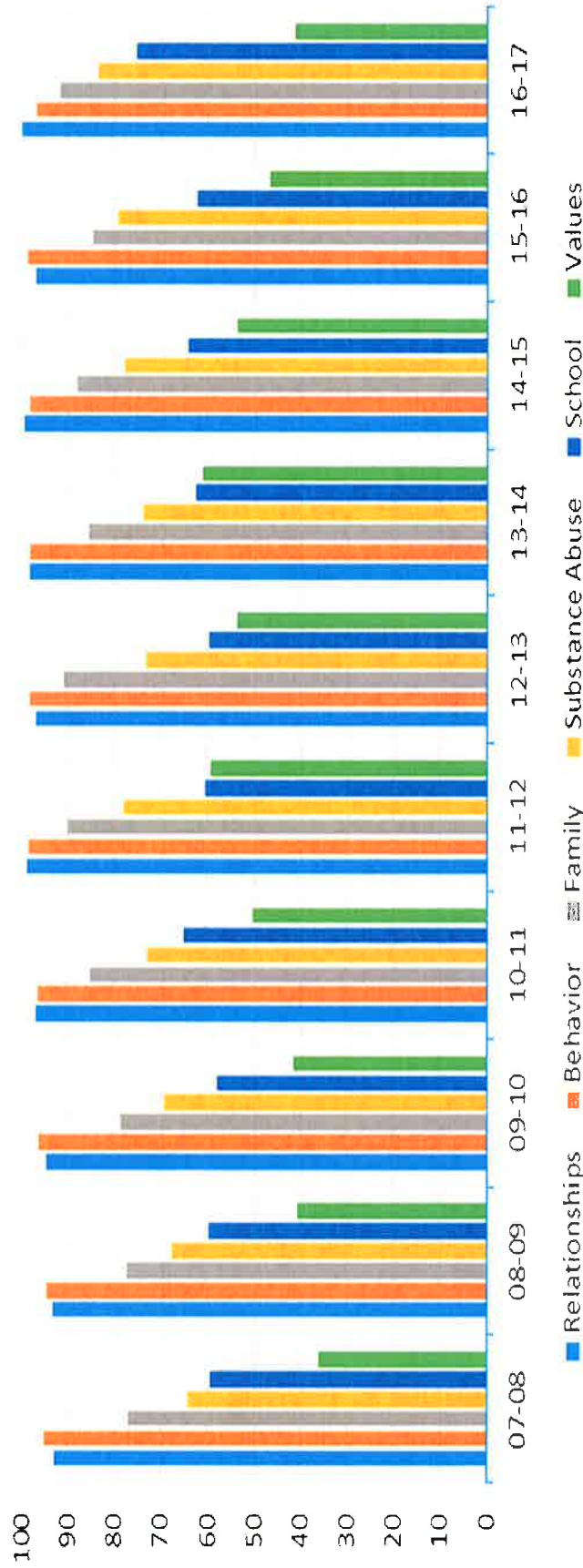
Family: Communication, supervision, conflicts, abuse/neglect, family criminal, substance abuse, trauma, supportive family member,

Substance Abuse: Beyond experimental use, causing problems in life, use began at age 13 or younger, high/drunk at school

Values, Attitudes & Beliefs: Anti-social thinking/ attitudes/ values/ beliefs, no empathy/ remorse/ sympathy/ feelings for others, responsibility, inaccurate interprets actions/intentions of others as hostile, positive aspirations for future, preoccupied with antisocial behavior.

Juvenile Crime Prevention Risk Assessments												
Risk Domain	05-06	06-07	07-08	08-09	09-10	10-11	11-12	12-13	13-14	14-15	15-16	16-17
School Issues			59.55%	59.78%	58.10%	65.13%	60.55%	59.75%	62.53%	64.20%	62.20%	75.40%
Peer/Other Relationships			92.88%	93.38%	94.55%	96.88%	98.90%	97.03%	98.25%	99.48%	96.93%	100.00%
Behavior Issues			95.23%	94.70%	96.50%	96.73%	98.63%	98.33%	98.28%	98.33%	98.88%	96.95%
Family Functioning			77.05%	77.28%	78.73%	85.35%	90.23%	90.85%	85.68%	88.08%	84.68%	91.85%
Substance Abuse			64.30%	67.63%	69.45%	73.15%	78.28%	73.45%	73.95%	77.85%	79.25%	83.55%
Attitudes, Values & Beliefs			36.08%	40.63%	41.38%	50.20%	59.40%	53.75%	61.15%	53.80%	46.68%	41.20%
Re-Assessment	Data Unavailable											

RE-ASSESSMENT RISK ASSESSMENT DOMAINS



School: Attachment/commitment, academic performance, truancy, dropout, suspensions, expulsions, family involvement, learning disability.
Relationships: Friends disapprove of unlawful behavior, friends engage in unlawful acts, friends who have been suspended /
Behavior: Aggressive, disruptive behavior at school, 3 or more criminal referrals, referred at age 13 or younger, extra-
Family: Communication, supervision, conflicts, abuse/neglect, family criminal, substance abuse, trauma, supportive family mem
Substance Abuse: Beyond experimental use, causing problems in life, use began at age 13 or younger, high/drank at school
Values, Attitudes & Beliefs: Anti-social thinking/ attitudes/ values/ beliefs, no empathy/ remorse/ sympathy/ feelings for