



JACKSON COUNTY

Community Justice



Jackson County Community Justice Juvenile Division

Total Referral and Youth Twelve Year Data Trend Reports

Summary

Information on Jackson County juvenile offenders was collected, entered and maintained in the Juvenile Justice Information System (JJIS). JJIS is a state-wide electronic case management system used by all counties in the state of Oregon and maintained by the Oregon Youth Authority.

Items to consider when reviewing data:

creates a change of 67%. Review both the raw numbers and percentages to determine the significant of these changes. Data in this report represents crimes that have a corresponding referral to the Community Justice Juvenile Division Services which is the juvenile justice provider in the county.

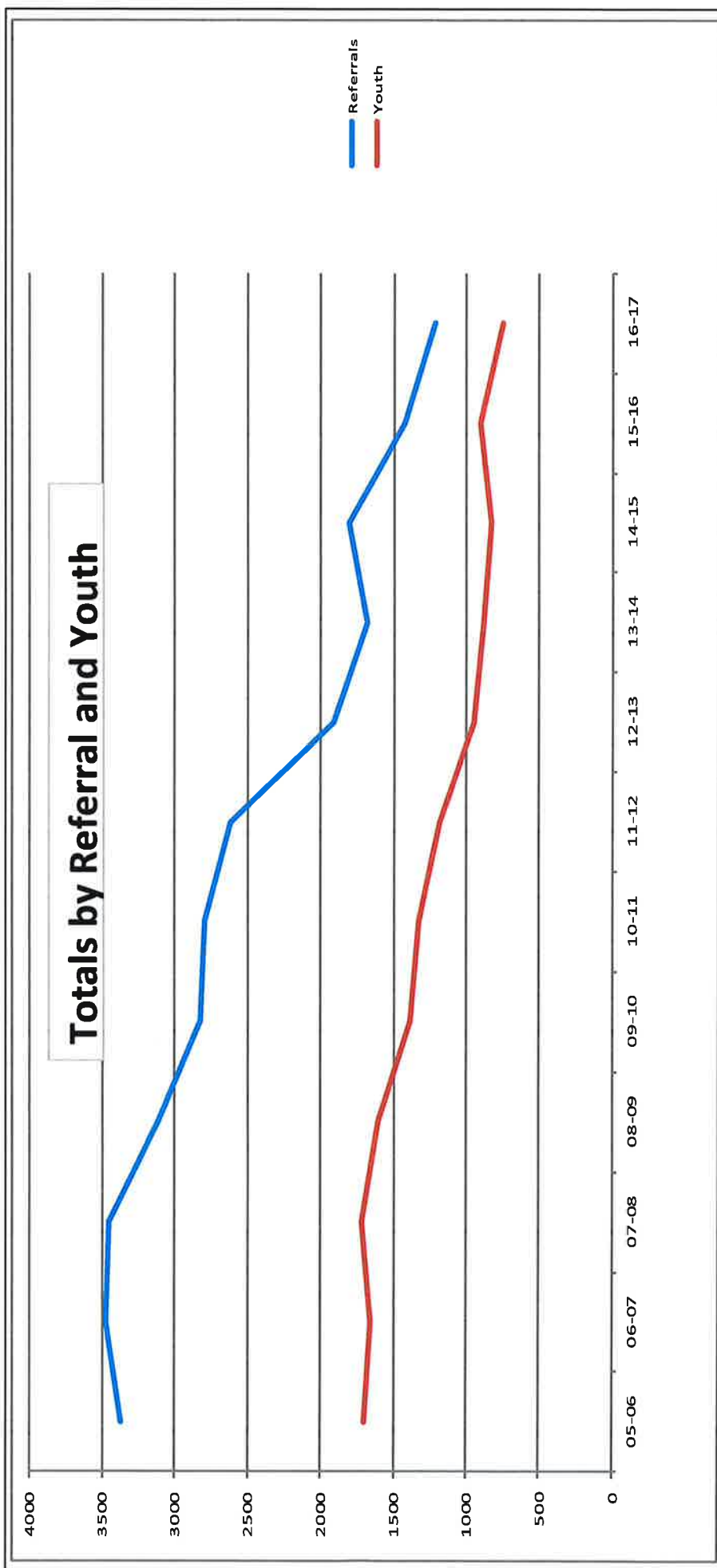
If a juvenile crime occurred that was not reported, or law enforcement did not create a referral regarding the crime, it is not included in this data.

SUMMARY

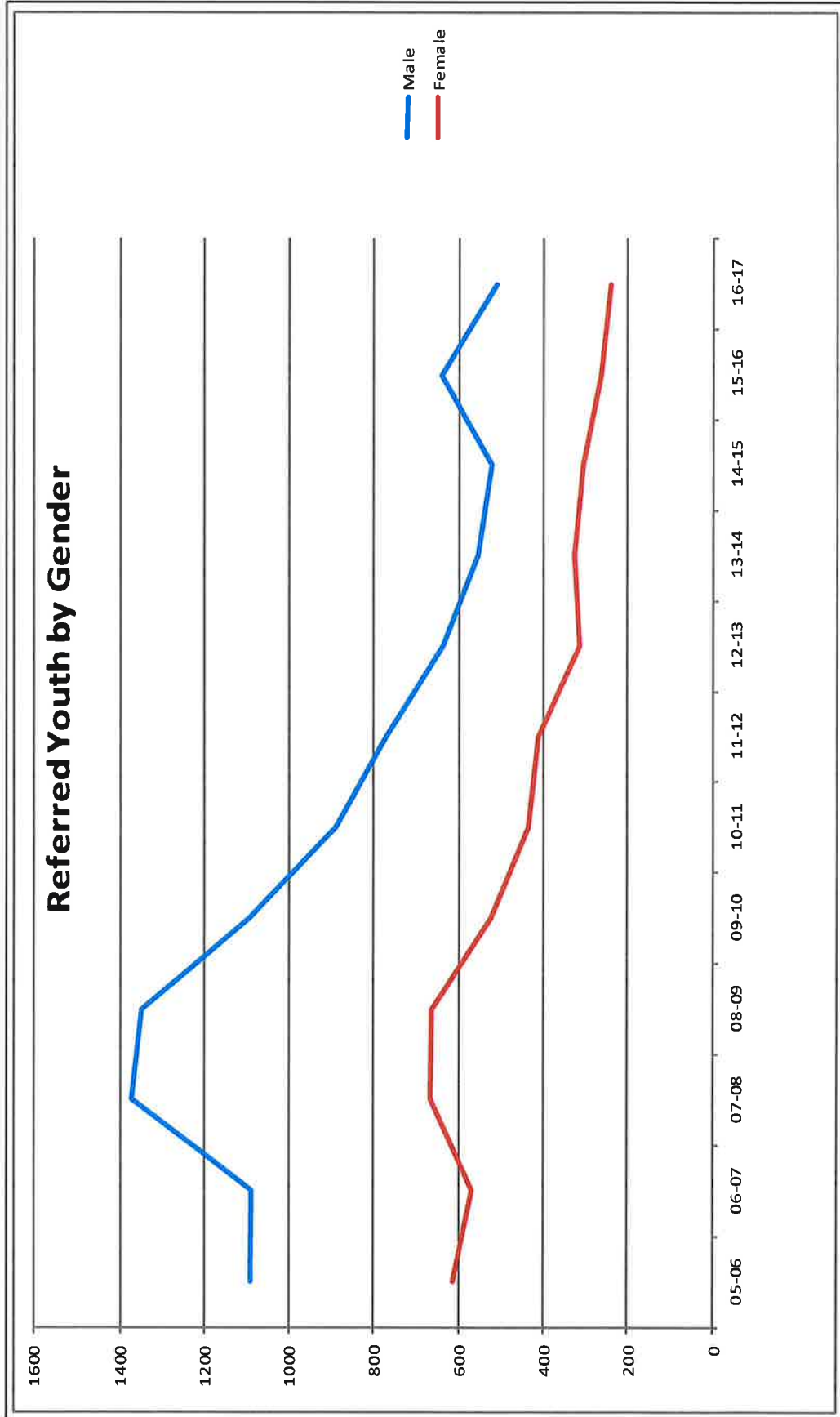
Total number of referrals and youth referred to the juvenile department have been steadily declining, 61% respectively, over the last 12 years, with the exception of 2014-2015 that saw an 8% increase in referrals but a 6% decrease in the number of youth. Total referrals and total number of youth referred are narrowing which demonstrates that youth being referred are committing less total crimes and/or violations, with the except of 2014-2015. Although 2015-2016 saw an increase in the total number of youth referred (9%), this year has shown a 17% decrease from the previous year. The total number of referrals by gender continues to narrow, with the exemption of 2015-2016 that showed a 9% increase in referrals. Males represented 67% of referrals over last the last year, while females were 33%. Youth 12 years of age and under has shown the largest reduction of 64% over 12 years, but has shown an increase in the last two years, 29% and 5% respectfully. Youth 16 years of age and older have shown the smallest reduction of 55%. African American youth are the only race that showed an increase of the last year (35% (13 youth). Youth with three or more referrals has dropped 71%, two referrals dropped 63% and one referral 59% over the last 12 years.

JACKSON COUNTY COMMUNITY JUSTICE - JUVENILE SERVICES

Referrals / Youth	05-06	06-07	07-08	08-09	09-10	10-11	11-12	12-13	13-14	14-15	15-16	16-17
Total Criminal	2520	2660	2493	2412	2154	2174	1981	1498	1313	1419	999	908
Total Non-Criminal	851	816	960	701	668	622	632	415	367	391	422	309
Total Referrals	3371	3476	3453	3113	2822	2796	2613	1913	1680	1810	1421	1217
Total Criminal	1224	1253	1213	1210	1013	994	896	730	687	646	586	494
Total Non-Criminal	480	403	504	399	374	332	290	221	193	183	317	257
Total Youth	1787	1704	1656	1717	1609	1387	1326	1186	951	880	903	751

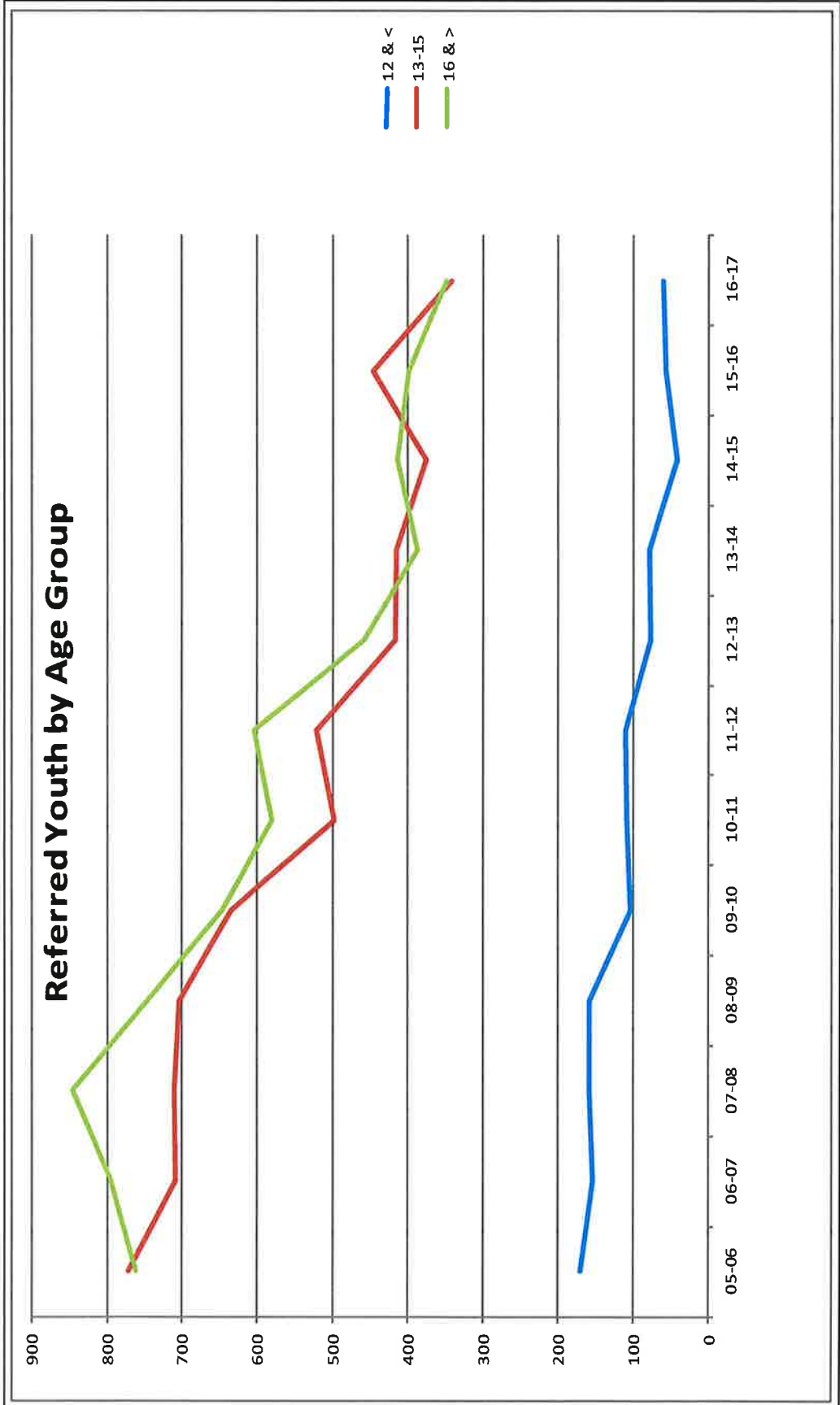


JACKSON COUNTY COMMUNITY JUSTICE - JUVENILE SERVICES												
Gender	05-06	06-07	07-08	08-09	09-10	10-11	11-12	12-13	13-14	14-15	15-16	16-17
Male	1091	1087	1373	1350	1094	888	772	638	554	523	640	510
Female	612	568	666	663	524	437	413	313	326	305	263	241
Total	1703	1655	2039	2013	1618	1325	1185	951	880	828	903	751



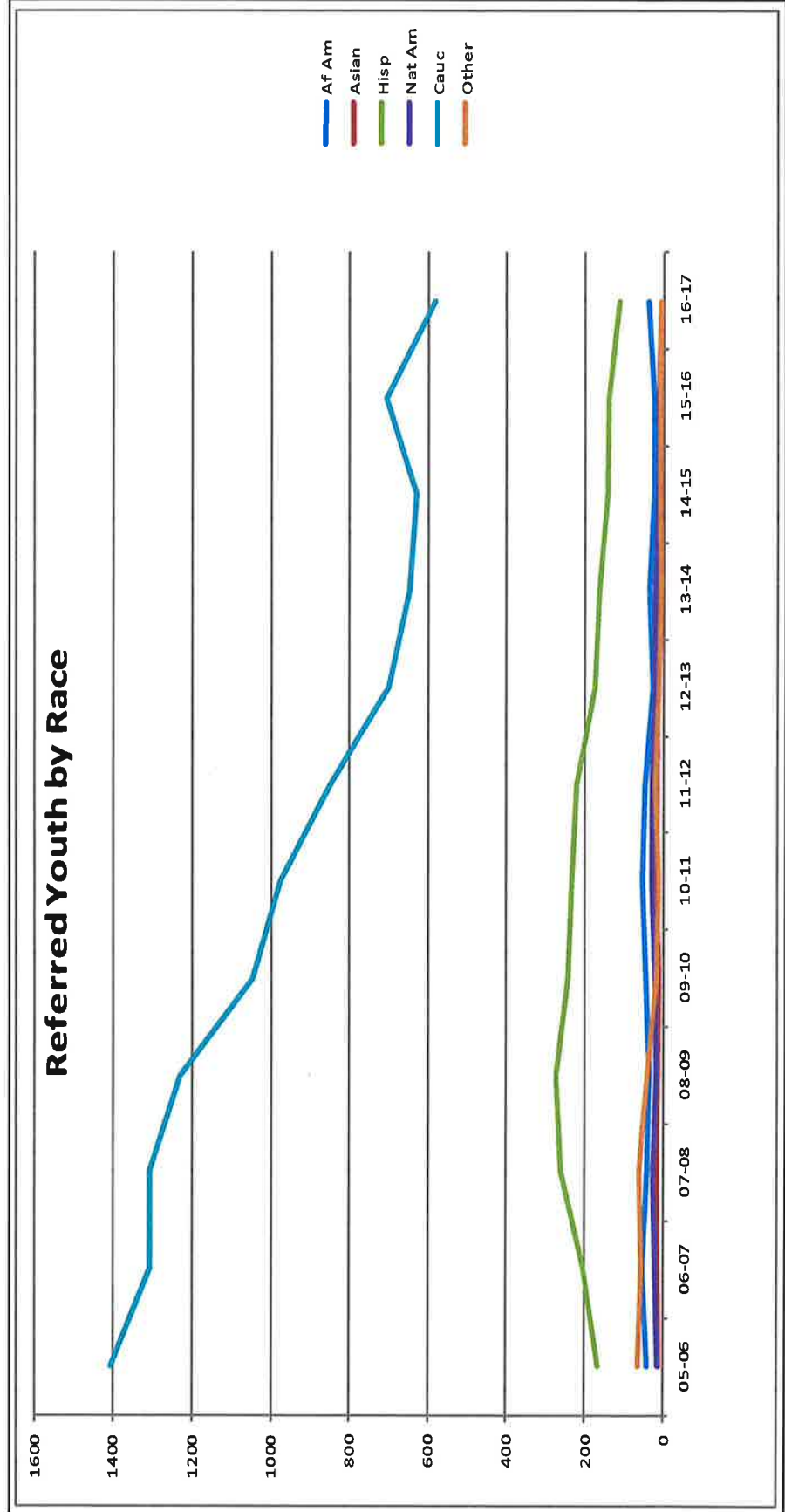
JACKSON COUNTY COMMUNITY JUSTICE - JUVENILE SERVICES

Age	05-06	06-07	07-08	08-09	09-10	10-11	11-12	12-13	13-14	14-15	15-16	16-17
12 & <	170	153	159	159	104	108	110	77	78	41	57	60
13-15	772	708	711	703	635	498	521	416	415	375	447	342
16 & >	762	795	847	747	647	580	604	458	387	413	399	349
Total Refe	1704	1656	1717	1609	1386	1186	1235	951	880	829	903	751



JACKSON COUNTY COMMUNITY JUSTICE - JUVENILE SERVICES

Race	05-06	06-07	07-08	08-09	09-10	10-11	11-12	12-13	13-14	14-15	15-16	16-17
Af Am	40	52	40	35	44	54	47	26	34	25	24	37
Asian	12	15	17	15	13	18	18	16	9	12	12	7
Hisp	167	204	262	273	244	235	223	175	162	141	140	112
Nat Am	14	21	27	17	20	30	30	23	21	15	10	6
Cauc	1406	1307	1308	1229	1046	976	848	700	647	627	706	582
Other	65	57	63	40	19	13	20	11	7	9	9	7
Total	1704	1656	1717	1609	1386	1326	1186	951	880	829	901	751



JACKSON COUNTY COMMUNITY JUSTICE - JUVENILE SERVICES

Youth Criminal Referrals by number of Actual Referrals

Referrals / Youth	05-06	06-07	07-08	08-09	09-10	10-11	11-12	12-13	13-14	14-15	15-16	16-17	%
1 Referral	546	571	554	614	444	475	443	360	357	328	250	221	-59%
2 Referrals	221	238	228	216	193	155	148	137	117	112	109	66	-71%
3 or more Referrals	406	410	387	330	346	338	284	226	205	207	168	148	-63%
Total Referrals	952	981	941	944	790	813	727	586	562	535	418	369	-61%

