



JACKSON COUNTY

Community Justice



Jackson County Community Justice Juvenile Division

Total Referral and Youth Twelve Year Data Trend Reports

Summary

Information on Jackson County juvenile offenders was collected, entered and maintained in the Juvenile Justice Information System (JJIS). JJIS is a state-wide electronic case management system used by all counties in the state of Oregon and maintained by the Oregon Youth Authority.

Items to consider when reviewing data:

Small changes in raw numbers between years may create large percentages. For example, a change from 6 to 2 creates a change of 67%. Review both the raw numbers and percentages to determine the significant of these changes. Data in this report represents crimes that have a corresponding referral to the Community Justice Juvenile Division Services which is the juvenile justice provider in the county.

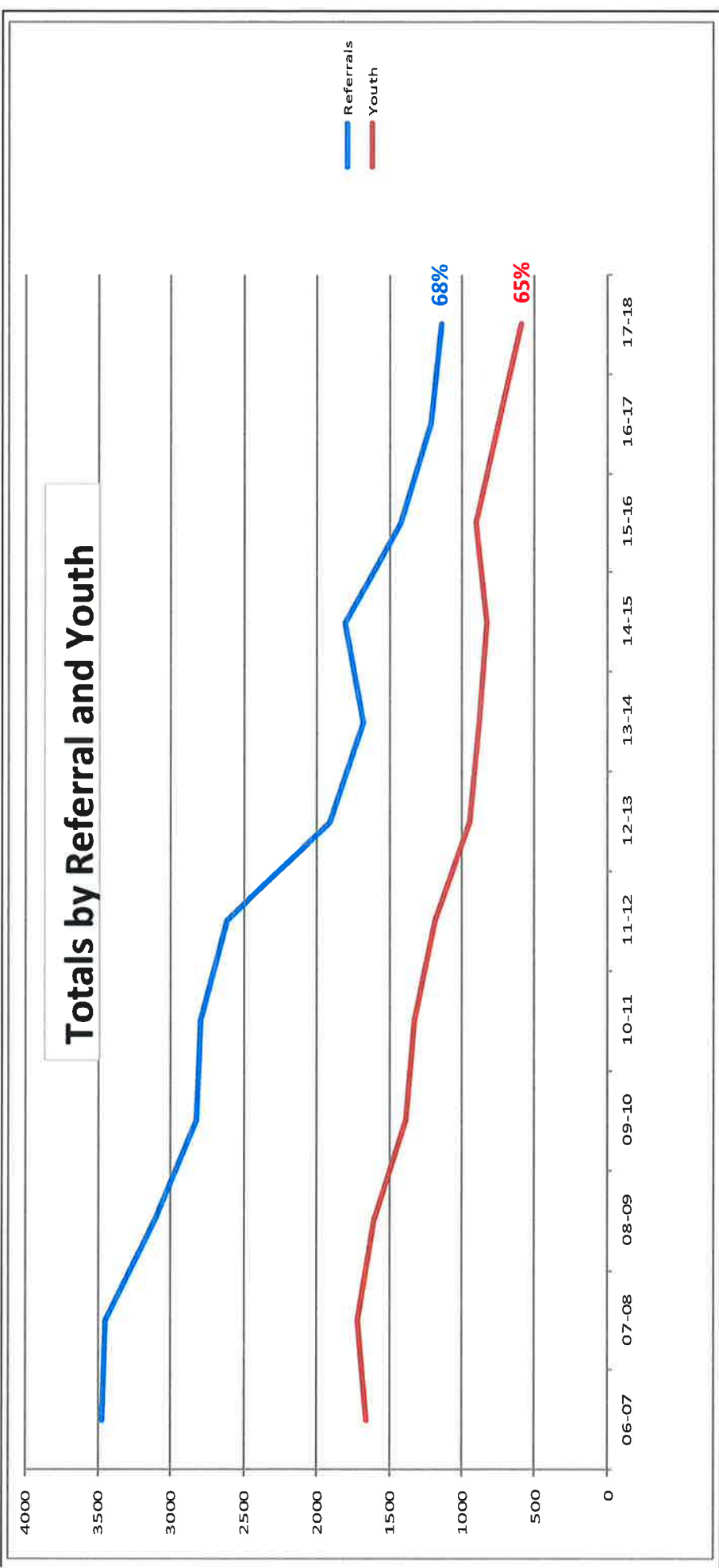
If a juvenile crime occurred that was not reported, or law enforcement did not create a referral regarding the crime, it is not included in this data.

SUMMARY

Total number of referrals and youth referred to the juvenile department have been steadily declining, 68% and 65% respectively, over the last 12 years, with the exception of 2014-2015 that saw an 8% increase in referrals but a 6% decrease in the number of youth. Total referrals and total number of youth referred are narrowing which demonstrates that youth being referred are committing less total crimes and/or violations, with the except of 2014-2015. Although 2015-2016 saw an increase in the total number of youth referred (9%), this year has shown a 17% decrease from the previous year. The total number of referrals by gender continues to narrow, with the exemption of 2015-2016 that showed a 9% increase in referrals. Males represented 70% of referrals over last the last year, while females were 30%. Youth 12 years of age and under has shown the largest reduction of 74% over 12 years. Youth 16 years of age and older have shown the smallest reduction of 67%. Asian (1) and Native American (4) youth are the only races that showed an increase of the last year. Youth with three or more referrals has dropped 69%, two referrals dropped 74% and one referral 69% over the last 12 years.

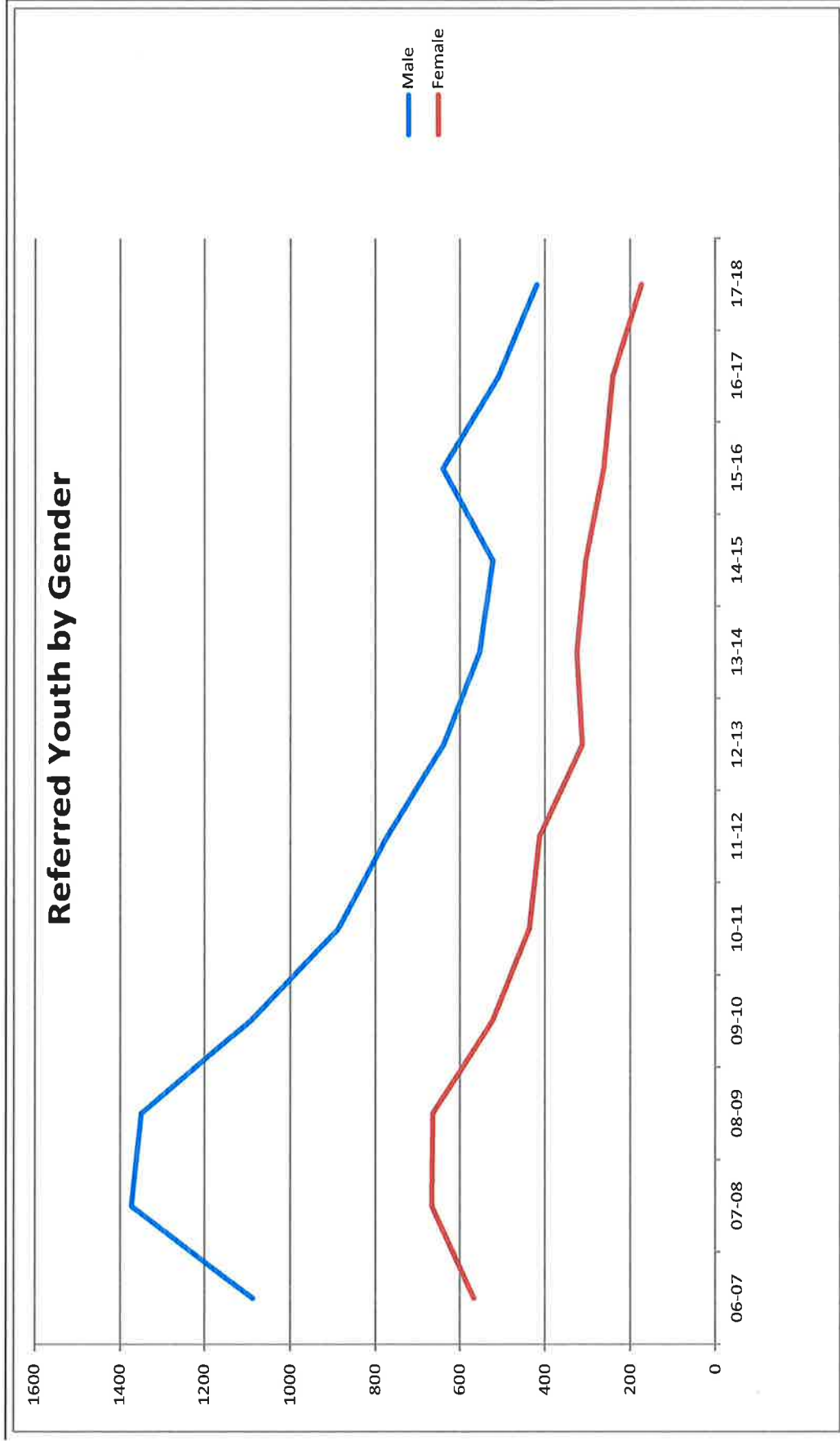
JACKSON COUNTY COMMUNITY JUSTICE - JUVENILE SERVICES

Referrals / Youth	06-07	07-08	08-09	09-10	10-11	11-12	12-13	13-14	14-15	15-16	16-17	17-18
Total Criminal	2660	2493	2412	2154	2174	1981	1498	1313	1419	999	908	881
Total Non-Criminal	816	960	701	668	622	632	415	367	391	422	309	258
Total Referrals	3476	3453	3113	2822	2796	2613	1913	1680	1810	1421	1217	1139
Total Criminal	1253	1213	1210	1013	994	896	730	687	646	586	494	411
Total Non-Criminal	403	504	399	374	332	290	221	193	183	317	257	181
Total Youth	1656	1717	1609	1387	1326	1186	951	880	829	903	751	592



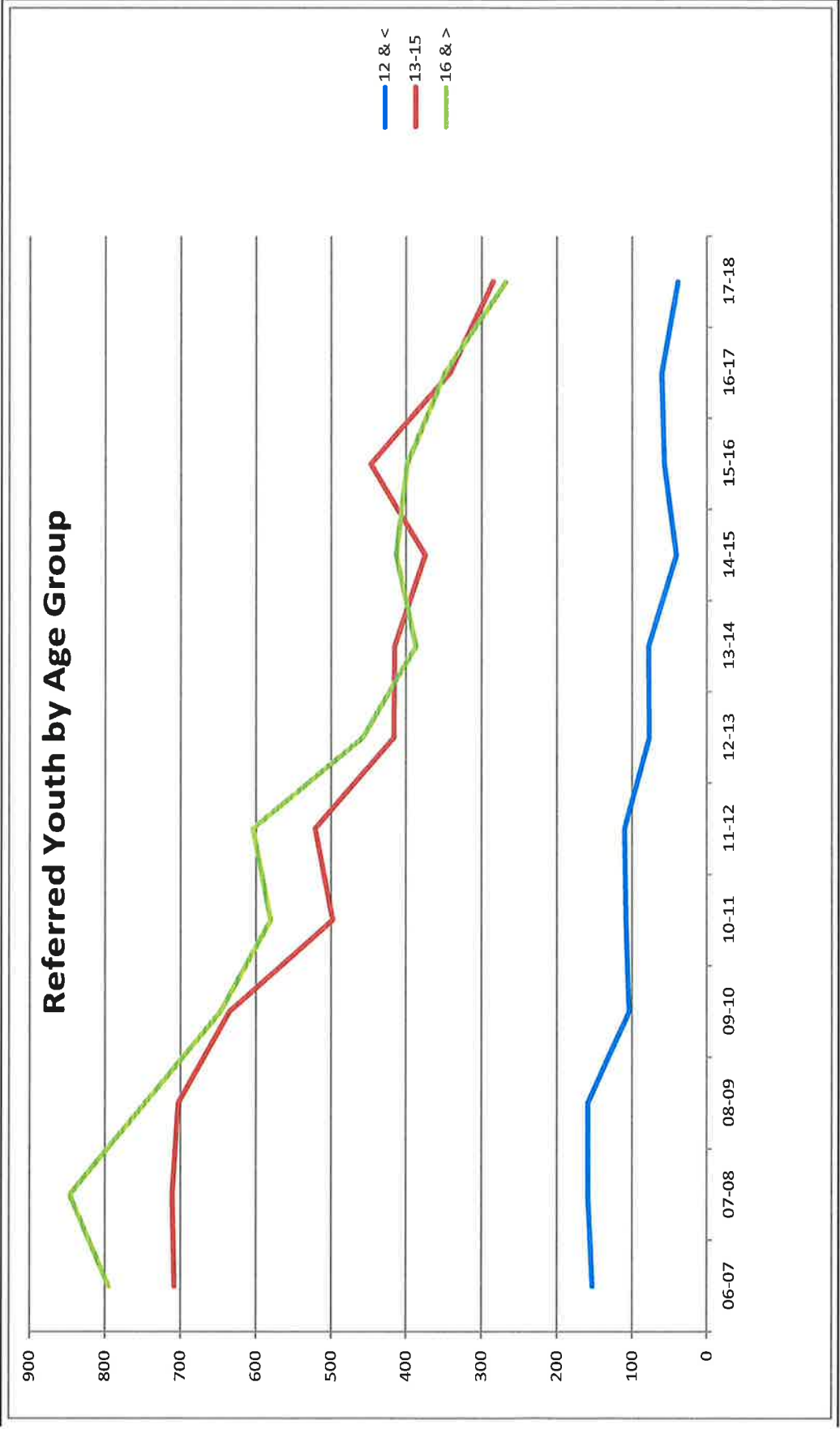
JACKSON COUNTY COMMUNITY JUSTICE - JUVENILE SERVICES

Gender	05-06	06-07	07-08	08-09	09-10	10-11	11-12	12-13	13-14	14-15	15-16	17-18
Male	1087	1373	1350	1094	888	772	638	554	523	640	510	419
Female	568	666	663	524	437	413	313	326	305	263	241	173
Total	1655	2039	2013	1618	1325	1185	951	880	828	903	751	592



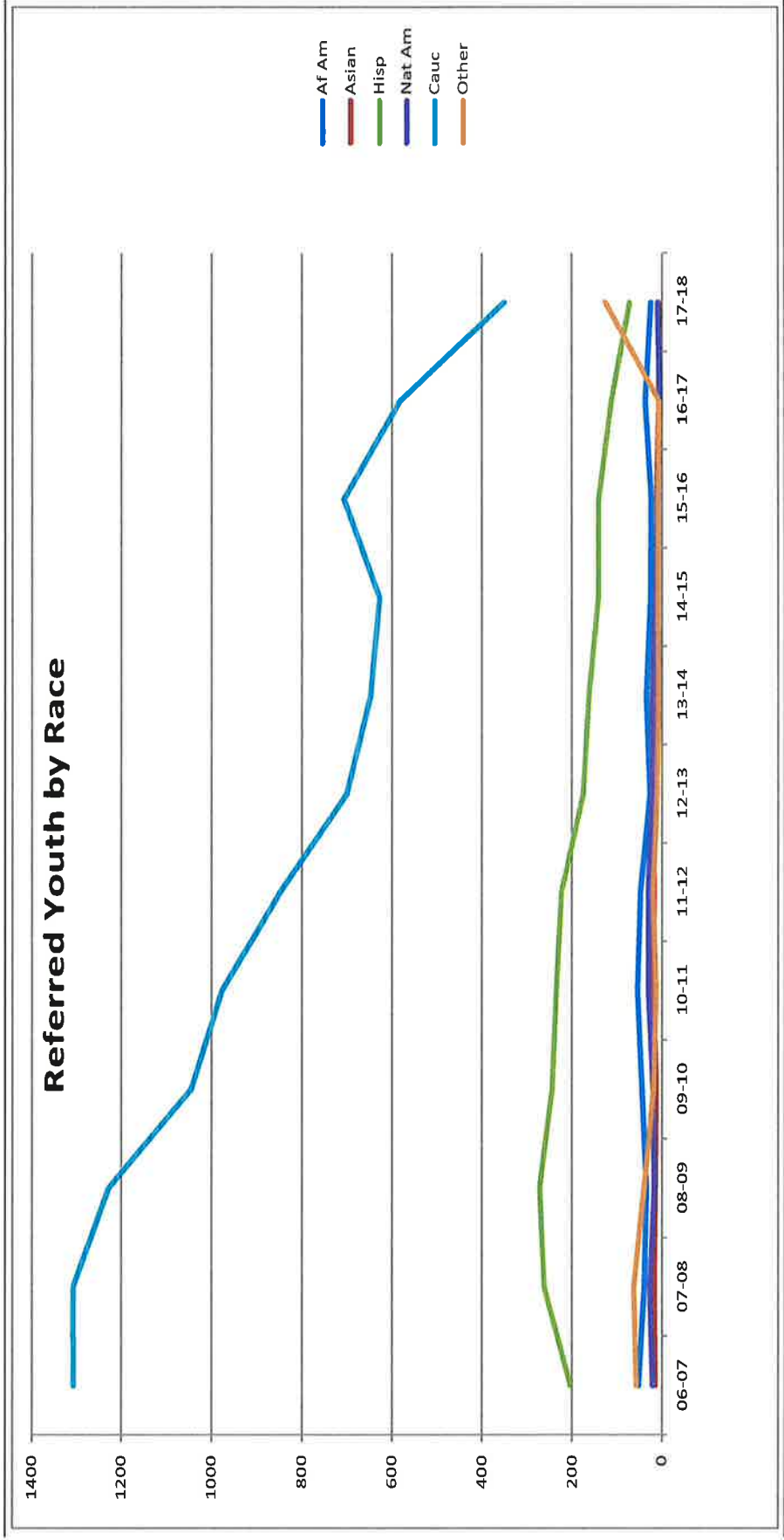
JACKSON COUNTY COMMUNITY JUSTICE - JUVENILE SERVICES

Age	06-07	07-08	08-09	09-10	10-11	11-12	12-13	13-14	14-15	15-16	16-17	17-18
12 & <	153	159	159	104	108	110	77	78	41	57	60	39
13-15	708	711	703	635	498	521	416	415	375	447	342	285
16 & >	795	847	747	647	580	604	458	387	413	399	349	268
Total Refe	1656	1717	1609	1386	1186	1235	951	880	829	903	751	592



JACKSON COUNTY COMMUNITY JUSTICE - JUVENILE SERVICES

Race	06-07	07-08	08-09	09-10	10-11	11-12	12-13	13-14	14-15	15-16	16-17	17-18
Af Am	52	40	35	44	54	47	26	34	25	24	37	25
Asian	15	17	15	13	18	18	16	9	12	12	7	8
Hisp	204	262	273	244	235	223	175	162	141	140	112	72
Nat Am	21	27	17	20	30	30	23	21	15	10	6	10
Cauc	1307	1308	1229	1046	976	848	700	647	627	706	582	351
Other	57	63	40	19	13	20	11	7	9	9	7	126
Total	1656	1717	1609	1386	1326	1186	951	880	829	901	751	592



JACKSON COUNTY COMMUNITY JUSTICE - JUVENILE SERVICES

Youth Criminal Referrals by number of Actual Referrals													
Referrals / Youth	06-07	07-08	08-09	09-10	10-11	11-12	12-13	13-14	14-15	15-16	16-17	17-18	Total Referrals
1 Referral	571	554	614	444	475	443	360	357	328	250	221	177	303
2 Referrals	238	228	216	193	155	148	137	117	112	109	66	62	126
3 or more Referrals	410	387	330	346	338	284	226	205	207	168	148	126	303
Total Referrals	981	941	944	790	813	727	586	562	535	418	369	303	303

