

clearwater

Monthly Investment Report

Jackson County-Agg All (33461)

[07-01-2019]--[06-30-2020]

07/01/2019 - 06/30/2020

Dated: 10/19/2020

Locked Down

Public Dashboard (Jackson County-Agg All (33461))	1
GAAP Balance Sheet by Lot (Jackson County-Agg All (33461))	4
Accrual Earning Report (Jackson County-Agg All (33461))	10
Duration with Graph (Jackson County-Agg All (33461))	22
Summary by Issuer (Jackson County-Agg All (33461))	23
Portfolio Trading Activity (Jackson County-Agg All (33461))	25

Balance Sheet

Book Value + Accrued	230,475,292.98
Net Unrealized Gain/Loss	3,096,401.61
Market Value + Accrued	233,571,694.59

Cash and Fixed Income Summary

Risk Metric	Value
Cash	13,285,546.06
MMFund	49,556,356.21
Fixed Income	170,729,792.32
Duration	1.139
Convexity	-1.400
WAL	1.245
Years to Final Maturity	1.875
Years to Effective Maturity	1.245
Yield	0.915
Book Yield	1.692
Avg Credit Rating	AA/Aa2/AA

Issuer Concentration

Issuer Concentration	% of Base Market Value + Accrued
Other	42.509%
(JCKSNCNTY) Oregon Treasury	20.003%
Freddie Mac	11.496%
(CD5331) Umpqua Bank	9.208%
(CCYUSD) UNITED STATES OF AMERICA	5.688%
Federal Home Loan Banks	5.038%
Farm Credit Funding Corporation	3.032%
Apple Inc.	3.025%

--- 100.000%

Footnotes: 1,2

Industry Sector

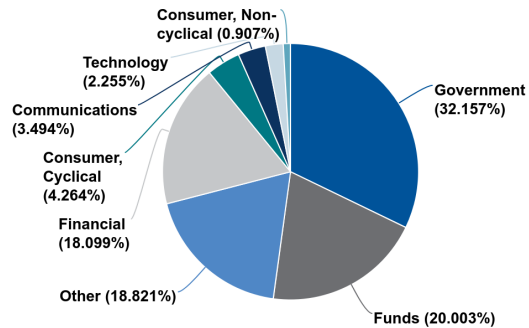


Chart calculated by: Base Market Value + Accrued

Security Type

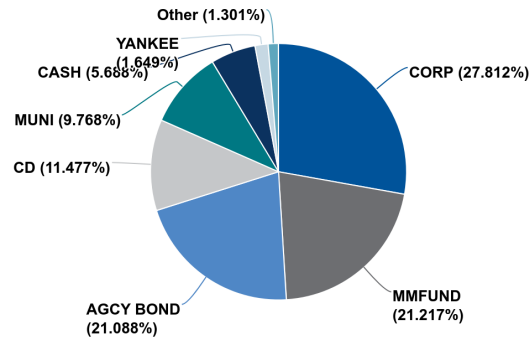


Chart calculated by: Base Market Value + Accrued

Market Sector

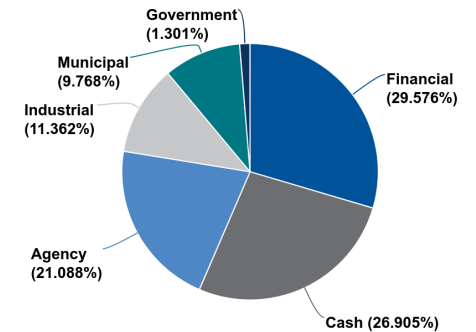
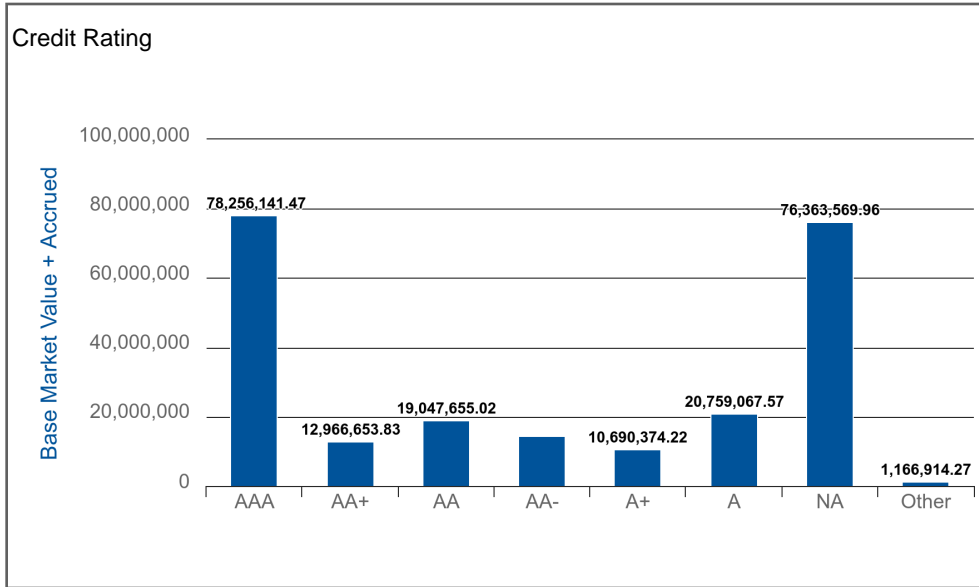
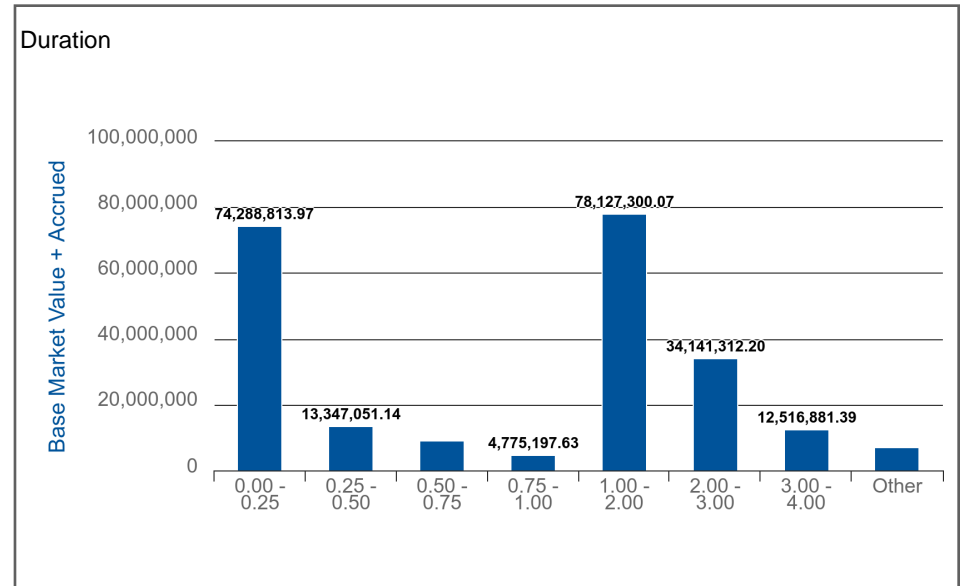
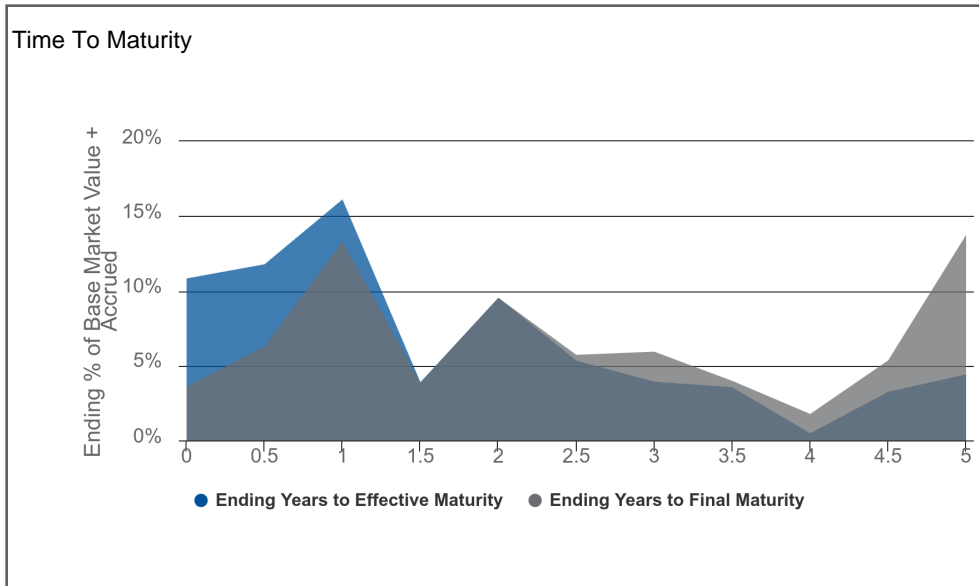


Chart calculated by: Base Market Value + Accrued



Credit Duration Heat Map

Rating	0 - 1	1 - 2	2 - 3	3 - 4	4 - 5	5 - 7	7 - 10	10 - 15	15 - 30
AAA	15.542%	8.830%	8.142%	0.473%	0.517%	0.000%	0.000%	0.000%	0.000%
AA	5.177%	7.997%	3.315%	2.042%	1.305%	0.000%	0.000%	0.000%	0.000%
A	1.463%	6.498%	3.160%	2.843%	0.000%	0.000%	0.000%	0.000%	0.000%
BBB	0.000%	0.000%	0.000%	0.000%	0.000%	0.000%	0.000%	0.000%	0.000%
BB	0.000%	0.000%	0.000%	0.000%	0.000%	0.000%	0.000%	0.000%	0.000%
B	0.000%	0.000%	0.000%	0.000%	0.000%	0.000%	0.000%	0.000%	0.000%
CCC	0.000%	0.000%	0.000%	0.000%	0.000%	0.000%	0.000%	0.000%	0.000%
CC	0.000%	0.000%	0.000%	0.000%	0.000%	0.000%	0.000%	0.000%	0.000%
C	0.000%	0.000%	0.000%	0.000%	0.000%	0.000%	0.000%	0.000%	0.000%
NA	21.356%	10.124%	0.000%	0.000%	0.000%	0.000%	0.000%	0.000%	0.000%



1: * Grouped by: Issuer Concentration. 2: * Groups Sorted by: % of Base Market Value + Accrued.

GAAP Balance Sheet by Lot

Jackson County-Agg All (33461)

As of 06/30/2020

[Return to Table of Contents](#)

Dated: 10/19/2020

Account	Identifier, Description	Current Units	Currency	BS Class	Trade Date	Final Maturity	Book Value	Interest/Dividend Due	Accrued Balance	Net Unrealized Gain/Loss	Market Value	Market Value + Accrued
Jackson County-Zions Bank	023135AZ9 AMAZON.COM INC	1,000,000.00	USD	LT	12/30/2019	08/22/2024	1,032,054.26	0.00	10,033.33	53,048.74	1,085,103.00	1,095,136.33
Jackson County-Zions Bank	037833AK6 APPLE INC	1,000,000.00	USD	LT	02/04/2019	05/03/2023	989,599.82	0.00	3,866.67	67,461.18	1,057,061.00	1,060,927.67
Jackson County-Zions Bank	037833BF6 APPLE INC	1,000,000.00	USD	LT	03/14/2018	05/13/2022	996,153.40	0.00	3,600.00	46,337.60	1,042,491.00	1,046,091.00
Jackson County-Zions Bank	037833CQ1 APPLE INC	2,000,000.00	USD	LT	12/05/2017	05/11/2022	1,996,302.48	0.00	6,388.89	72,119.52	2,068,422.00	2,074,810.89
Jackson County-Zions Bank	037833CQ1 APPLE INC	1,775,000.00	USD	LT	04/05/2019	05/11/2022	1,767,734.46	0.00	5,670.14	67,990.07	1,835,724.52	1,841,394.66
Jackson County-Zions Bank	037833DC1 APPLE INC	1,000,000.00	USD	LT	02/04/2019	09/12/2022	987,081.11	0.00	6,358.33	49,768.89	1,036,850.00	1,043,208.33
Jackson County-Zions Bank	06051GEM7 BANK OF AMERICA CORP	1,000,000.00	USD	LT	12/30/2019	01/24/2022	1,056,782.20	0.00	24,858.33	22,129.80	1,078,912.00	1,103,770.33
Jackson County-Zions Bank	06051GFB0 BANK OF AMERICA CORP	1,000,000.00	USD	LT	02/20/2019	01/22/2024	1,027,376.04	0.00	18,218.75	77,493.96	1,104,870.00	1,123,088.75
Jackson County-Zions Bank	06051GFW4 BANK OF AMERICA CORP	500,000.00	USD	ST	03/14/2018	04/19/2021	498,276.42	0.00	2,625.00	10,477.08	508,753.50	511,378.50
Jackson County-Zions Bank	06367WHH9 BANK OF MONTREAL	1,000,000.00	USD	LT	12/18/2019	02/05/2024	1,035,834.85	0.00	13,383.33	49,362.15	1,085,197.00	1,098,580.33
Jackson County-Zions Bank	06367WJM6 BANK OF MONTREAL	2,000,000.00	USD	LT	12/18/2019	03/26/2022	2,030,350.36	0.00	15,305.56	52,559.64	2,082,910.00	2,098,215.56
Jackson County-Zions Bank	06367WJM6 BANK OF MONTREAL	1,000,000.00	USD	LT	12/18/2019	03/26/2022	1,015,124.64	0.00	7,652.78	26,330.36	1,041,455.00	1,049,107.78
Jackson County-Zions Bank	06406RAG2 BANK OF NEW YORK MELLON CORP	1,000,000.00	USD	LT	08/17/2018	04/28/2023	1,004,923.01	0.00	6,125.00	75,400.99	1,080,324.00	1,086,449.00
Jackson County-Zions Bank	064159GW0 BANK OF NOVA SCOTIA	500,000.00	USD	ST	12/16/2016	10/21/2020	499,752.00	0.00	2,284.72	1,594.00	501,346.00	503,630.72
Jackson County-Zions Bank	084670BR8 BERKSHIRE HATHAWAY INC	1,000,000.00	USD	LT	02/20/2019	03/15/2023	1,001,199.94	0.00	8,097.22	56,637.06	1,057,837.00	1,065,934.22
Jackson County-Zions Bank	13063DFT0 CALIFORNIA ST	1,000,000.00	USD	LT	03/20/2020	10/01/2024	1,095,605.39	0.00	12,500.00	101,004.61	1,196,610.00	1,209,110.00
Jackson County-Zions Bank	13063DSU3 CALIFORNIA ST	1,000,000.00	USD	LT	03/19/2020	03/01/2023	1,033,071.12	0.00	11,333.33	61,858.88	1,094,930.00	1,106,263.33
Jackson County-Zions Bank	179093JP5 CLACKAMAS CNTY ORE SCH DIST NO 12 NORTH CLACKAMAS	200,000.00	USD	ST	03/20/2020	06/15/2021	201,854.06	0.00	355.56	5,027.94	206,882.00	207,237.56
Jackson County-Zions Bank	22160KAK1 COSTCO WHOLESALE CORP	1,000,000.00	USD	LT	12/30/2019	05/18/2022	1,010,157.42	0.00	2,747.22	24,011.58	1,034,169.00	1,036,916.22
Jackson County-Zions Bank	29270CYN9 ENERGY NORTHWEST WASH ELEC REV	1,000,000.00	USD	ST	12/06/2016	07/01/2020	1,000,000.00	0.00	13,265.00	0.00	1,000,000.00	1,013,265.00
Jackson County-Zions Bank	29270CYP4 ENERGY NORTHWEST WASH ELEC REV	240,000.00	USD	LT	05/06/2020	07/01/2021	244,285.92	0.00	3,363.60	1,044.48	245,330.40	248,694.00
Jackson County-Zions Bank	3130A0F70 FEDERAL HOME LOAN BANKS	1,000,000.00	USD	LT	01/16/2020	12/08/2023	1,059,323.26	0.00	2,156.25	44,419.74	1,103,743.00	1,105,899.25
Jackson County-Zions Bank	3130AHP31 FEDERAL HOME LOAN BANKS	850,000.00	USD	LT	12/18/2019	12/11/2024	850,000.00	0.00	944.44	2,667.30	852,667.30	853,611.74
Jackson County-Zions Bank	3130AHU92 FEDERAL HOME LOAN BANKS	1,000,000.00	USD	LT	12/30/2019	01/06/2025	1,000,000.00	0.00	9,965.28	231.00	1,000,231.00	1,010,196.28
Jackson County-Zions Bank	3130AHUJ5 FEDERAL HOME LOAN BANKS	2,000,000.00	USD	LT	01/16/2020	10/28/2024	2,000,000.00	0.00	6,562.50	16,696.00	2,016,696.00	2,023,258.50
Jackson County-Zions Bank	3130AHXJ7 FEDERAL HOME LOAN BANKS	1,000,000.00	USD	LT	01/16/2020	01/21/2025	1,000,000.00	0.00	8,533.33	8,224.00	1,008,224.00	1,016,757.33
Jackson County-Zions Bank	3130AJKL2 FEDERAL HOME LOAN BANKS	2,750,000.00	USD	LT	05/06/2020	05/12/2025	2,750,000.00	0.00	3,181.60	1,710.50	2,751,710.50	2,754,892.10
Jackson County-Zions Bank	3130AJLA5 FEDERAL HOME LOAN BANKS	1,000,000.00	USD	LT	05/06/2020	05/19/2025	1,000,000.00	0.00	875.00	820.00	1,000,820.00	1,001,695.00
Jackson County-Zions Bank	3130AJPD5 FEDERAL HOME LOAN BANKS	1,000,000.00	USD	LT	06/08/2020	06/11/2025	1,000,000.00	0.00	477.78	246.00	1,000,246.00	1,000,723.78
Jackson County-Zions Bank	3130AJQZ5 FEDERAL HOME LOAN BANKS	1,000,000.00	USD	LT	06/16/2020	06/30/2025	1,000,000.00	0.00	22.22	-371.00	999,629.00	999,651.22

GAAP Balance Sheet by Lot

Jackson County-Agg All (33461)

As of 06/30/2020

[Return to Table of Contents](#)

Dated: 10/19/2020

Account	Identifier, Description	Current Units	Currency	BS Class	Trade Date	Final Maturity	Book Value	Interest/Dividend Due	Accrued Balance	Net Unrealized Gain/Loss	Market Value	Market Value + Accrued
Jackson County-Zions Bank	3132X0EQ0 FEDERAL AGRICULTURAL MORTGAGE CORP	1,000,000.00	USD	ST	11/18/2016	01/25/2021	998,632.87	0.00	6,716.67	8,842.13	1,007,475.00	1,014,191.67
Jackson County-Zions Bank	3132X0G39 FEDERAL AGRICULTURAL MORTGAGE CORP	500,000.00	USD	LT	01/30/2018	01/30/2023	499,036.60	0.00	5,243.06	29,008.90	528,045.50	533,288.56
Jackson County-Zions Bank	3133EJSD2 FEDERAL FARM CREDIT BANKS FUNDING CORP	1,000,000.00	USD	LT	11/16/2018	06/19/2023	997,507.74	0.00	963.33	79,369.26	1,076,877.00	1,077,840.33
Jackson County-Zions Bank	3133ELE42 FEDERAL FARM CREDIT BANKS FUNDING CORP	2,000,000.00	USD	LT	05/27/2020	06/02/2025	2,000,000.00	0.00	1,288.89	-1,794.00	1,998,206.00	1,999,494.89
Jackson County-Zions Bank	3133ELXV1 FEDERAL FARM CREDIT BANKS FUNDING CORP	1,000,000.00	USD	LT	04/27/2020	04/28/2025	1,000,000.00	0.00	1,767.50	438.00	1,000,438.00	1,002,205.50
Jackson County-Zions Bank	3133ELZG2 FEDERAL FARM CREDIT BANKS FUNDING CORP	1,000,000.00	USD	LT	05/06/2020	05/13/2025	1,000,000.00	0.00	1,026.67	-127.00	999,873.00	1,000,899.67
Jackson County-Zions Bank	3133ELZG2 FEDERAL FARM CREDIT BANKS FUNDING CORP	1,000,000.00	USD	LT	05/06/2020	05/13/2025	1,000,000.00	0.00	1,026.67	-127.00	999,873.00	1,000,899.67
Jackson County-Zions Bank	3133ELZY3 FEDERAL FARM CREDIT BANKS FUNDING CORP	1,000,000.00	USD	LT	05/26/2020	05/20/2024	1,000,000.00	0.00	728.89	141.00	1,000,141.00	1,000,869.89
Jackson County-Zions Bank	3134GSET8 FEDERAL HOME LOAN MORTGAGE CORP	500,000.00	USD	LT	03/14/2018	08/27/2021	499,832.67	0.00	4,305.56	13,513.83	513,346.50	517,652.06
Jackson County-Zions Bank	3134GU4E7 FEDERAL HOME LOAN MORTGAGE CORP	2,000,000.00	USD	LT	01/16/2020	07/22/2024	2,000,000.00	0.00	16,341.67	15,862.00	2,015,862.00	2,032,203.67
Jackson County-Zions Bank	3134GU4F4 FEDERAL HOME LOAN MORTGAGE CORP	1,000,000.00	USD	LT	01/16/2020	02/04/2022	1,000,085.00	0.00	7,516.67	1,158.00	1,001,243.00	1,008,759.67
Jackson County-Zions Bank	3134GUS27 FEDERAL HOME LOAN MORTGAGE CORP	1,000,000.00	USD	LT	01/16/2020	10/17/2022	1,000,017.58	0.00	7,972.22	633.42	1,000,651.00	1,008,623.22
Jackson County-Zions Bank	3134GVF94 FEDERAL HOME LOAN MORTGAGE CORP	2,000,000.00	USD	LT	06/03/2020	06/09/2025	2,000,000.00	0.00	1,014.44	678.00	2,000,678.00	2,001,692.44
Jackson County-Zions Bank	3134GVNA2 FEDERAL HOME LOAN MORTGAGE CORP	1,000,000.00	USD	LT	04/27/2020	01/29/2024	1,000,000.00	0.00	1,377.78	1,257.00	1,001,257.00	1,002,634.78
Jackson County-Zions Bank	3134GVPK8 FEDERAL HOME LOAN MORTGAGE CORP	1,000,000.00	USD	LT	04/27/2020	04/29/2025	1,000,000.00	0.00	1,463.89	2,527.00	1,002,527.00	1,003,990.89
Jackson County-Zions Bank	3134GVPK8 FEDERAL HOME LOAN MORTGAGE CORP	1,000,000.00	USD	LT	04/27/2020	04/29/2025	1,000,000.00	0.00	1,463.89	2,527.00	1,002,527.00	1,003,990.89
Jackson County-Zions Bank	3134GVQT8 FEDERAL HOME LOAN MORTGAGE CORP	2,250,000.00	USD	LT	05/05/2020	05/05/2025	2,246,726.77	0.00	2,450.00	3,043.73	2,249,770.50	2,252,220.50
Jackson County-Zions Bank	3134GVQZ4 FEDERAL HOME LOAN MORTGAGE CORP	2,000,000.00	USD	LT	05/05/2020	05/05/2025	1,999,030.68	0.00	2,488.89	1,597.32	2,000,628.00	2,003,116.89
Jackson County-Zions Bank	3134GVQZ4 FEDERAL HOME LOAN MORTGAGE CORP	1,000,000.00	USD	LT	05/05/2020	05/05/2025	1,000,000.00	0.00	1,244.44	314.00	1,000,314.00	1,001,558.44
Jackson County-Zions Bank	3134GVRU4 FEDERAL HOME LOAN MORTGAGE CORP	1,000,000.00	USD	LT	05/06/2020	02/12/2025	999,363.85	0.00	952.78	321.15	999,685.00	1,000,637.78
Jackson County-Zions Bank	3134GVRU4 FEDERAL HOME LOAN MORTGAGE CORP	2,000,000.00	USD	LT	05/18/2020	02/12/2025	1,999,024.86	0.00	1,905.56	345.14	1,999,370.00	2,001,275.56
Jackson County-Zions Bank	3134GVUE6 FEDERAL HOME LOAN MORTGAGE CORP	2,000,000.00	USD	LT	05/11/2020	05/13/2025	2,000,000.00	0.00	2,266.67	1,020.00	2,001,020.00	2,003,286.67

GAAP Balance Sheet by Lot

Jackson County-Agg All (33461)

As of 06/30/2020

[Return to Table of Contents](#)

Dated: 10/19/2020

Account	Identifier, Description	Current Units	Currency	BS Class	Trade Date	Final Maturity	Book Value	Interest/Dividend Due	Accrued Balance	Net Unrealized Gain/Loss	Market Value	Market Value + Accrued
Jackson County-Zions Bank	3134GVVX3 FEDERAL HOME LOAN MORTGAGE CORP	2,000,000.00	USD	LT	06/02/2020	05/28/2025	2,000,000.00	0.00	1,375.00	2,058.00	2,002,058.00	2,003,433.00
Jackson County-Zions Bank	3134GVVWY0 FEDERAL HOME LOAN MORTGAGE CORP	1,000,000.00	USD	LT	05/18/2020	05/28/2025	1,000,000.00	0.00	779.17	687.00	1,000,687.00	1,001,466.17
Jackson County-Zions Bank	3134GVXM5 FEDERAL HOME LOAN MORTGAGE CORP	1,000,000.00	USD	LT	05/18/2020	05/28/2025	1,000,000.00	0.00	779.17	687.00	1,000,687.00	1,001,466.17
Jackson County-Zions Bank	3134GVXM5 FEDERAL HOME LOAN MORTGAGE CORP	2,000,000.00	USD	LT	05/18/2020	05/28/2025	2,000,000.00	0.00	1,558.33	1,374.00	2,001,374.00	2,002,932.33
Jackson County-Zions Bank	3134GVZU5 FEDERAL HOME LOAN MORTGAGE CORP	1,000,000.00	USD	LT	05/26/2020	05/27/2025	1,000,000.00	0.00	733.33	453.00	1,000,453.00	1,001,186.33
Jackson County-Zions Bank	3136G35S0 FEDERAL NATIONAL MORTGAGE ASSOCIATION	1,000,000.00	USD	ST	09/09/2016	09/08/2020	999,981.53	0.00	4,080.56	2,115.47	1,002,097.00	1,006,177.56
Jackson County-Zions Bank	453907HM2 INDEPENDENCE ORE	270,000.00	USD	ST	12/08/2017	06/01/2021	270,000.00	0.00	585.00	4,733.10	274,733.10	275,318.10
Jackson County-Zions Bank	453907HN0 INDEPENDENCE ORE	280,000.00	USD	LT	12/08/2017	06/01/2022	280,000.00	0.00	653.33	11,018.00	291,018.00	291,671.33
Jackson County-Zions Bank	456560WF4 INDUSTRY CALIF	960,000.00	USD	LT	04/05/2019	07/01/2023	960,000.00	0.00	14,400.00	1,766.40	961,766.40	976,166.40
Jackson County-Zions Bank	46625HJE1 JPMORGAN CHASE & CO	1,395,000.00	USD	LT	12/18/2019	09/23/2022	1,432,584.12	0.00	12,341.88	44,280.06	1,476,864.18	1,489,206.05
Jackson County-Zions Bank	46625HJH4 JPMORGAN CHASE & CO	1,000,000.00	USD	LT	02/01/2019	01/25/2023	1,004,806.44	0.00	13,866.67	56,637.56	1,061,444.00	1,075,310.67
Jackson County-Zions Bank	46625HJH4 JPMORGAN CHASE & CO	2,000,000.00	USD	LT	12/18/2019	01/25/2023	2,055,369.32	0.00	27,733.33	67,518.68	2,122,888.00	2,150,621.33
Jackson County-Zions Bank	46625HJT8 JPMORGAN CHASE & CO	1,000,000.00	USD	LT	12/18/2019	02/01/2024	1,058,479.65	0.00	16,145.83	47,970.35	1,106,450.00	1,122,595.83
Jackson County-Zions Bank	478160BT0 JOHNSON & JOHNSON	1,000,000.00	USD	LT	12/30/2019	03/01/2023	1,005,959.78	0.00	6,833.33	32,573.22	1,038,533.00	1,045,366.33
Jackson County-Zions Bank	492244DV7 KERN CALIF CMNTY COLLEGE DIST	1,000,000.00	USD	ST	11/03/2016	11/01/2020	1,004,301.62	0.00	4,821.67	2,388.38	1,006,690.00	1,011,511.67
Jackson County-Zions Bank	49327M2S2 KEYBANK NA	1,000,000.00	USD	LT	09/06/2018	06/09/2022	983,162.23	0.00	1,466.67	51,889.77	1,035,052.00	1,036,518.67
Jackson County-Zions Bank	495289WB2 KING CNTY WASH SWR REV	835,000.00	USD	ST	03/20/2020	07/01/2020	835,000.00	0.00	20,875.00	-835.00	834,165.00	855,040.00
Jackson County-Zions Bank	5446465F5 LOS ANGELES CALIF UNI SCH DIST	1,115,000.00	USD	LT	03/19/2020	07/01/2022	1,166,563.24	0.00	27,875.00	49,779.11	1,216,342.35	1,244,217.35
Jackson County-Zions Bank	594918BH6 MICROSOFT CORP	1,000,000.00	USD	LT	12/05/2017	11/03/2022	1,005,784.14	0.00	4,269.44	46,377.86	1,052,162.00	1,056,431.44
Jackson County-Zions Bank	594918BQ6 MICROSOFT CORP	1,000,000.00	USD	LT	12/11/2018	08/08/2023	965,643.23	0.00	7,944.44	80,891.77	1,046,535.00	1,054,479.44
Jackson County-Zions Bank	609694FX7 MONMOUTH ORE	335,000.00	USD	ST	12/08/2017	04/01/2021	335,000.00	0.00	2,177.50	3,735.25	338,735.25	340,912.75
Jackson County-Zions Bank	609694FY5 MONMOUTH ORE	345,000.00	USD	LT	12/08/2017	04/01/2022	345,000.00	0.00	2,415.00	9,804.90	354,804.90	357,219.90
Jackson County-Zions Bank	625485CF2 MULTNOMAH-CLACKAMAS CNTYS ORE CENTENNIAL SCH DIST	145,000.00	USD	LT	03/26/2020	06/01/2023	128,749.80	0.00	0.00	1,645.80	130,395.60	130,395.60
Jackson County-Zions Bank	63254AAE8 NATIONAL AUSTRALIA BANK LTD (NEW YORK BRANCH)	689,000.00	USD	LT	01/19/2018	01/20/2023	688,996.47	0.00	9,244.08	40,387.88	729,384.36	738,628.44
Jackson County-Zions Bank	654106AH6 NIKE INC	2,000,000.00	USD	LT	05/26/2020	03/27/2025	2,145,101.38	0.00	12,533.33	8,494.62	2,153,596.00	2,166,129.33
Jackson County-Zions Bank	68389XBB0 ORACLE CORP	1,000,000.00	USD	LT	09/07/2018	05/15/2022	990,840.78	0.00	3,194.44	43,056.22	1,033,897.00	1,037,091.44
Jackson County-Zions Bank	68389XBL8 ORACLE CORP	1,000,000.00	USD	LT	02/04/2019	09/15/2023	982,191.33	0.00	7,066.67	69,164.67	1,051,356.00	1,058,422.67
Jackson County-Zions Bank	68389XBR5 ORACLE CORP	1,000,000.00	USD	LT	05/14/2018	02/15/2023	985,587.38	0.00	9,916.67	65,409.62	1,050,997.00	1,060,913.67

GAAP Balance Sheet by Lot

As of 06/30/2020

[Return to Table of Contents](#)

Jackson County-Agg All (33461)

Dated: 10/19/2020

Account	Identifier, Description	Current Units	Currency	BS Class	Trade Date	Final Maturity	Book Value	Interest/Dividend Due	Accrued Balance	Net Unrealized Gain/Loss	Market Value	Market Value + Accrued
Jackson County-Zions Bank	686053CM9 OREGON SCH BRDS ASSN	250,000.00	USD	LT	11/19/2018	06/30/2022	233,931.00	0.00	0.00	11,646.50	245,577.50	245,577.50
Jackson County-Zions Bank	68607DTJ4 OREGON ST DEPT TRANSN HWY USER TAX REV	100,000.00	USD	LT	03/20/2020	11/15/2021	102,652.83	0.00	638.89	3,806.17	106,459.00	107,097.89
Jackson County-Zions Bank	68607DTK1 OREGON ST DEPT TRANSN HWY USER TAX REV	125,000.00	USD	LT	03/23/2020	11/15/2022	130,653.47	0.00	798.61	7,880.28	138,533.75	139,332.36
Jackson County-Zions Bank	68607VT21 OREGON ST DEPT ADMINISTRATIVE SVCS LOTTERY REV	250,000.00	USD	LT	12/12/2018	04/01/2022	247,639.57	0.00	1,518.75	9,755.43	257,395.00	258,913.75
Jackson County-Zions Bank	695802MV7 PAJARO VALLEY CALIF UNI SCH DIST	400,000.00	USD	LT	02/06/2019	08/01/2022	402,957.71	0.00	5,308.33	14,982.29	417,940.00	423,248.33
Jackson County-Zions Bank	73474TAJ9 PORT MORROW ORE TRANSMISSION FACS REV	225,000.00	USD	LT	04/05/2019	09/01/2023	227,645.39	0.00	2,322.75	15,901.36	243,546.75	245,869.50
Jackson County-Zions Bank	73474TAL4 PORT MORROW ORE TRANSMISSION FACS REV	1,700,000.00	USD	LT	11/18/2016	09/01/2021	1,694,011.22	0.00	10,098.00	34,684.78	1,728,696.00	1,738,794.00
Jackson County-Zions Bank	73474TAL4 PORT MORROW ORE TRANSMISSION FACS REV	140,000.00	USD	LT	01/06/2017	09/01/2021	139,275.51	0.00	831.60	3,087.69	142,363.20	143,194.80
Jackson County-Zions Bank	735240H22 PORT PORTLAND ORE ARPT REV	105,000.00	USD	LT	04/13/2020	07/01/2023	114,426.58	0.00	2,625.00	-351.43	114,075.15	116,700.15
Jackson County-Zions Bank	735389QL5 PORT SEATTLE WASH REV	1,450,000.00	USD	LT	05/07/2020	09/01/2023	1,509,997.97	0.00	24,166.67	6,861.53	1,516,859.50	1,541,026.17
Jackson County-Zions Bank	736679KX8 PORTLAND ORE	705,000.00	USD	LT	03/24/2020	06/01/2022	744,380.93	0.00	4,524.34	39,543.82	783,924.75	788,449.09
Jackson County-Zions Bank	742651DV1 PRIVATE EXPORT FUNDING CORP	1,000,000.00	USD	ST	11/06/2015	09/15/2020	1,000,462.27	0.00	6,772.22	3,828.73	1,004,291.00	1,011,063.22
Jackson County-Zions Bank	742651DV1 PRIVATE EXPORT FUNDING CORP	1,865,000.00	USD	ST	02/10/2016	09/15/2020	1,868,505.49	0.00	12,630.19	4,497.23	1,873,002.72	1,885,632.91
Jackson County-Zions Bank	742718EB1 PROCTER & GAMBLE CO	500,000.00	USD	LT	04/05/2019	08/15/2023	510,510.38	0.00	5,855.56	33,989.62	544,500.00	550,355.56
Jackson County-Zions Bank	742718EU9 PROCTER & GAMBLE CO	500,000.00	USD	LT	12/07/2018	08/11/2022	490,096.19	0.00	4,180.56	28,752.81	518,849.00	523,029.56
Jackson County-Zions Bank	757657US8 REDMOND ORE	250,000.00	USD	LT	12/21/2018	06/01/2022	252,047.49	0.00	727.92	10,170.01	262,217.50	262,945.42
Jackson County-Zions Bank	76116FAD9 RESOLUTION FUNDING CORP	1,000,000.00	USD	ST	11/06/2015	07/15/2020	999,271.59	0.00	0.00	622.41	999,894.00	999,894.00
Jackson County-Zions Bank	769036BM5 RIVERSIDE CALIF PENSION OBLIG	3,030,000.00	USD	LT	06/11/2020	06/01/2025	3,097,813.27	0.00	3,715.12	-52,481.47	3,045,331.80	3,049,046.92
Jackson County-Zions Bank	780082AC7 ROYAL BANK OF CANADA	1,560,000.00	USD	ST	11/06/2015	10/14/2020	1,558,938.67	0.00	7,007.00	8,369.93	1,567,308.60	1,574,315.60
Jackson County-Zions Bank	780082AC7 ROYAL BANK OF CANADA	1,000,000.00	USD	ST	12/09/2016	10/14/2020	1,000,274.27	0.00	4,491.67	4,410.73	1,004,685.00	1,009,176.67
Jackson County-Zions Bank	78013XW20 ROYAL BANK OF CANADA	2,000,000.00	USD	LT	02/20/2019	10/05/2023	2,032,141.46	0.00	17,677.78	149,798.54	2,181,940.00	2,199,617.78
Jackson County-Zions Bank	797398DJ0 SAN DIEGO CNTY CALIF PENSION OBLIG	1,000,000.00	USD	ST	02/26/2018	08/15/2020	1,003,966.41	0.00	21,892.22	2,333.59	1,006,300.00	1,028,192.22
Jackson County-Zions Bank	79770GGP5 SAN FRANCISCO CALIF CITY & CNTY REDEV AGY SUCCESSO	1,000,000.00	USD	LT	04/14/2020	08/01/2022	1,004,527.81	0.00	9,895.83	17,092.19	1,021,620.00	1,031,515.83
Jackson County-Zions Bank	798135H51 SAN JOSE CALIF	560,000.00	USD	LT	05/06/2020	09/01/2023	579,057.73	0.00	4,293.33	16,166.27	595,224.00	599,517.33
Jackson County-Zions Bank	833068NC9 SNOHOMISH & ISLAND CNTYS WASH SCH DIST NO 401 STAN	1,000,000.00	USD	LT	05/06/2020	12/15/2024	1,178,518.62	0.00	2,222.22	27,141.38	1,205,660.00	1,207,882.22
Jackson County-Zions Bank	88579YAF8 3M CO	1,000,000.00	USD	LT	12/04/2018	06/26/2022	979,093.41	0.00	277.78	53,219.59	1,032,313.00	1,032,590.78
Jackson County-Zions Bank	89114QBL1 TORONTO-DOMINION BANK	3,000,000.00	USD	LT	12/06/2016	07/13/2021	2,983,095.59	0.00	25,200.00	61,550.41	3,044,646.00	3,069,846.00
Jackson County-Zions Bank	89114QBT4 TORONTO-DOMINION BANK	500,000.00	USD	ST	01/30/2018	09/11/2020	499,428.46	0.00	2,826.39	1,816.54	501,245.00	504,071.39

GAAP Balance Sheet by Lot

As of 06/30/2020

[Return to Table of Contents](#)

Jackson County-Agg All (33461)

Dated: 10/19/2020

Account	Identifier, Description	Current Units	Currency	BS Class	Trade Date	Final Maturity	Book Value	Interest/Dividend Due	Accrued Balance	Net Unrealized Gain/Loss	Market Value	Market Value + Accrued
Jackson County-Zions Bank	89114QC48 TORONTO-DOMINION BANK	500,000.00	USD	LT	08/17/2018	07/19/2023	502,225.38	0.00	7,875.00	43,226.12	545,451.50	553,326.50
Jackson County-Zions Bank	89114RHB5 TORONTO-DOMINION BANK	1,000,000.00	USD	LT	04/01/2020	04/13/2023	1,000,000.00	0.00	5,091.67	5,322.00	1,005,322.00	1,010,413.67
Jackson County-Zions Bank	89233P5T9 TOYOTA MOTOR CREDIT CORP	500,000.00	USD	LT	11/27/2018	01/12/2022	500,572.28	0.00	7,745.83	19,466.72	520,039.00	527,784.83
Jackson County-Zions Bank	89236TBJ3 TOYOTA MOTOR CREDIT CORP	500,000.00	USD	ST	01/30/2018	05/17/2021	500,769.38	0.00	1,680.56	8,673.62	509,443.00	511,123.56
Jackson County-Zions Bank	89236TEC5 TOYOTA MOTOR CREDIT CORP	500,000.00	USD	LT	05/14/2018	09/08/2022	488,722.24	0.00	3,374.31	27,397.26	516,119.50	519,493.81
Jackson County-Zions Bank	89236TEL5 TOYOTA MOTOR CREDIT CORP	1,000,000.00	USD	LT	08/17/2018	01/11/2023	988,277.18	0.00	12,750.00	58,683.82	1,046,961.00	1,059,711.00
Jackson County-Zions Bank	89236TFS9 TOYOTA MOTOR CREDIT CORP	1,000,000.00	USD	LT	04/05/2019	01/08/2024	1,021,406.16	0.00	16,098.61	59,362.84	1,080,769.00	1,096,867.61
Jackson County-Zions Bank	90331HNL3 US BANK NA	500,000.00	USD	LT	01/30/2018	01/23/2023	499,405.02	0.00	6,254.17	28,487.98	527,893.00	534,147.17
Jackson County-Zions Bank	91159JAA4 U.S. BANCORP	3,914,000.00	USD	LT	05/18/2020	07/15/2022	4,071,325.40	0.00	53,241.27	33,654.31	4,104,979.72	4,158,220.99
Jackson County-Zions Bank	912828S27 UNITED STATES TREASURY	2,000,000.00	USD	ST	11/18/2016	06/30/2021	1,988,070.67	0.00	61.14	30,679.33	2,018,750.00	2,018,811.14
Jackson County-Zions Bank	912828YJ3 UNITED STATES TREASURY	1,000,000.00	USD	LT	12/30/2019	09/30/2021	999,015.21	0.00	3,770.49	17,391.04	1,016,406.25	1,020,176.74
Jackson County-Zions Bank	931142DH3 WAL MART STORES INC	1,103,000.00	USD	LT	02/20/2019	04/11/2023	1,098,656.68	0.00	6,250.33	62,562.97	1,161,219.65	1,167,469.98
Jackson County-Zions Bank	931142DU4 WALMART INC	750,000.00	USD	LT	04/05/2019	12/15/2022	747,241.03	0.00	783.33	37,975.97	785,217.00	786,000.33
Jackson County-Zions Bank	931142EK5 WALMART INC	1,000,000.00	USD	LT	02/04/2019	06/26/2023	1,014,374.07	0.00	472.22	72,223.93	1,086,598.00	1,087,070.22
Jackson County-Zions Bank	938240CG1 WASHINGTON CNTY ORE CLEAN WTR SVCS SEW REV	500,000.00	USD	ST	05/20/2020	10/01/2020	504,376.97	0.00	5,785.00	538.03	504,915.00	510,700.00
Jackson County-Zions Bank	93978PMG9 WASHINGTON ST HSG FIN COMMN MULTIFAMILY HSG REV	110,000.00	USD	ST	08/20/2015	07/01/2020	110,000.00	0.00	1,182.50	0.00	110,000.00	111,182.50
Jackson County-Zions Bank	94974BFR6 WELLS FARGO & CO	2,000,000.00	USD	ST	04/04/2016	01/22/2021	2,009,553.40	0.00	26,500.00	18,722.60	2,028,276.00	2,054,776.00
Jackson County-Zions Bank	94988J5N3 WELLS FARGO BANK NA	1,250,000.00	USD	ST	03/26/2020	01/15/2021	1,248,656.19	0.00	14,986.11	17,018.81	1,265,675.00	1,280,661.11
Jackson County-Zions Bank	94988J5N3 WELLS FARGO BANK NA	2,000,000.00	USD	ST	03/26/2020	01/15/2021	1,999,428.45	0.00	23,977.78	25,651.55	2,025,080.00	2,049,057.78
Jackson County-Zions Bank	95000U2B8 WELLS FARGO & CO	500,000.00	USD	LT	04/05/2019	07/22/2022	497,409.05	0.00	5,796.88	23,164.95	520,574.00	526,370.88
Jackson County-Zions Bank	961214CS0 WESTPAC BANKING CORP	500,000.00	USD	ST	01/30/2018	11/23/2020	500,016.96	0.00	1,372.22	4,403.54	504,420.50	505,792.72
Jackson County-Zions Bank	961214DZ3 WESTPAC BANKING CORP	500,000.00	USD	LT	08/17/2018	05/15/2023	502,880.18	0.00	2,331.94	39,646.32	542,526.50	544,858.44
Jackson County-Zions Bank	961214EC3 WESTPAC BANKING CORP	500,000.00	USD	LT	04/05/2019	02/26/2024	503,719.14	0.00	5,729.17	40,157.36	543,876.50	549,605.67
Jackson County-BOTC5782	BOTC5782 Jackson County BOTC MMF	2,835,378.08	USD	CE	---	06/30/2020	2,835,378.08	10,045.36	0.00	0.00	2,835,378.08	2,835,378.08
Jackson County-Key Bank	CCYUSD Cash	154,314.44	USD	Cash	---	06/30/2020	154,314.44	0.00	0.00	0.00	154,314.44	154,314.44
Jackson County-BOTC5636	CCYUSD Cash	13,121,186.26	USD	Cash	---	06/30/2020	13,121,186.26	0.00	0.00	0.00	13,121,186.26	13,121,186.26
Jackson County-BOTC5782	CCYUSD Receivable	10,045.36	USD	RCV	---	06/30/2020	10,045.36	0.00	0.00	0.00	10,045.36	10,045.36
Jackson County-BOTC7358	CD1632 3-YEAR PUBLIC FUND CD	1,000,000.00	USD	ST	11/09/2017	11/05/2020	1,000,000.00	0.00	48,117.81	0.00	1,000,000.00	1,048,117.81
Jackson County-Umpqua 5331	CD5331 Umpqua Bank	20,000,000.00	USD	LT	08/19/2016	08/19/2021	20,000,000.00	0.00	1,507,786.89	0.00	20,000,000.00	21,507,786.89
Jackson County-BOTC7358	CD8908 3-YEAR PUBLIC FUND CD	1,000,000.00	USD	ST	11/02/2017	10/29/2020	1,000,000.00	0.00	48,466.85	0.00	1,000,000.00	1,048,466.85
Certificate of Deposit 25 Mo	JC2020122824 First Interstate Bank	1,000,000.00	USD	ST	12/06/2018	12/28/2020	1,000,000.00	0.00	38,202.74	0.00	1,000,000.00	1,038,202.74

GAAP Balance Sheet by Lot

Jackson County-Agg All (33461)

As of 06/30/2020

[Return to Table of Contents](#)

Dated: 10/19/2020

Account	Identifier, Description	Current Units	Currency	BS Class	Trade Date	Final Maturity	Book Value	Interest/ Dividend Due	Accrued Balance	Net Unrealized Gain/Loss	Market Value	Market Value + Accrued
Certificate of Deposit 25 Mo	JC2020122824 First Interstate Bank	24,000.00	USD	ST	11/27/2019	12/28/2020	24,000.00	0.00	916.87	0.00	24,000.00	24,916.87
Certificate of Deposit	JC2021110125 First Interstate Bank	2,000,000.00	USD	LT	10/01/2018	11/01/2021	2,000,000.00	0.00	87,534.25	0.00	2,000,000.00	2,087,534.25
Certificate of Deposit	JC2021110125 First Interstate Bank	50,000.00	USD	LT	09/30/2019	11/01/2021	50,000.00	0.00	2,188.36	0.00	50,000.00	52,188.36
Jackson County-LGIP	JCKSNCNTY LGIP	46,720,978.13	USD	CE	---	06/30/2020	46,720,978.13	0.00	0.00	0.00	46,720,978.13	46,720,978.13
---	---	226,691,902.27	USD	---	---	05/16/2022	227,848,527.85	10,045.36	2,626,765.13	3,096,401.61	230,944,929.46	233,571,694.59

* Weighted by: Market Value + Accrued. * Holdings Displayed by: Lot.

Accrual Earning Report

07/01/2019 - 06/30/2020

[Return to Table of Contents](#)

Jackson County-Agg All (33461)

Dated: 10/19/2020

Security Type, Identifier, Description	Ending Current Units	Interest/Dividend Income	Net Amortization/Accretion Income	Net Realized Gain/Loss	Coupon Received Income
CD CD1632 3-YEAR PUBLIC FUND CD	1,000,000.00	18,249.86	0.00	0.00	0.00
CD CD8908 3-YEAR PUBLIC FUND CD	1,000,000.00	18,249.86	0.00	0.00	0.00
CORP 88579YAF8 3M CO	1,000,000.00	20,000.00	10,554.22	0.00	20,000.00
MUNI 004284A96 ACALANES CALIF UN HIGH SCH DIST	0.00	1,249.33	-80.77	0.00	7,496.00
CORP 023135AZ9 AMAZON.COM INC	1,000,000.00	13,922.22	-3,995.74	0.00	14,000.00
CORP 037833CQ1 APPLE INC	2,000,000.00	46,000.00	1,993.07	0.00	46,000.00
CORP 037833BF6 APPLE INC	1,000,000.00	27,000.00	2,067.33	0.00	27,000.00
CORP 037833DC1 APPLE INC	1,000,000.00	21,000.00	5,888.31	0.00	21,000.00
CORP 037833AK6 APPLE INC	1,000,000.00	24,000.00	3,674.20	0.00	24,000.00
CORP 037833CQ1 APPLE INC	1,775,000.00	40,825.00	3,916.33	0.00	40,825.00
CORP 06051GFW4 BANK OF AMERICA CORP	500,000.00	13,125.00	2,160.37	0.00	13,125.00
CORP 06051GFB0 BANK OF AMERICA CORP	1,000,000.00	41,250.00	-7,707.41	0.00	41,250.00
CORP 06051GEM7 BANK OF AMERICA CORP	1,000,000.00	28,341.66	-17,967.80	0.00	28,500.00
YANKEE 06367TPX2 BANK OF MONTREAL	0.00	4,695.83	-194.39	0.00	5,250.00
CORP 06367WJM6 BANK OF MONTREAL	2,000,000.00	30,933.34	-9,349.64	0.00	29,000.00
YANKEE 06367WHH9 BANK OF MONTREAL	1,000,000.00	17,508.33	-5,290.68	0.00	16,500.00
CORP 06367WJM6 BANK OF MONTREAL	1,000,000.00	15,386.11	-4,635.36	0.00	14,500.00
CORP 06406RAG2 BANK OF NEW YORK MELLON CORP	1,000,000.00	35,000.00	-1,747.64	0.00	35,000.00
CORP 064159GW0 BANK OF NOVA SCOTIA	500,000.00	11,750.00	810.43	0.00	11,750.00
CORP 084670BR8 BERKSHIRE HATHAWAY INC	1,000,000.00	27,500.00	-473.25	0.00	27,500.00
MUNI 13063DSU3 CALIFORNIA ST	1,000,000.00	10,888.89	-3,398.88	0.00	0.00
MUNI 13063DFT0 CALIFORNIA ST	1,000,000.00	13,472.22	-6,094.61	0.00	25,000.00

Accrual Earning Report

07/01/2019 - 06/30/2020

[Return to Table of Contents](#)

Jackson County-Agg All (33461)

Dated: 10/19/2020

Security Type, Identifier, Description	Ending Current Units	Interest/Dividend Income	Net Amortization/Accretion Income	Net Realized Gain/Loss	Coupon Received Income
CASH CCYUSD Cash	154,314.44	0.00	0.00	0.00	0.00
CASH CCYUSD Cash	13,121,186.26	0.00	0.00	0.00	0.00
MUNI 16310FCL9 CHEHALEM PK & REC DIST ORE	0.00	23,697.78	-12,920.23	0.00	24,800.00
CORP 166764AG5 CHEVRON CORP	0.00	23,798.08	-397.64	0.00	24,270.00
CORP 17275RAX0 CISCO SYSTEMS INC	0.00	11,705.56	-1,146.03	0.00	12,250.00
MUNI 179093JP5 CLACKAMAS CNTY ORE SCH DIST NO 12 NORTH CLACKAMAS	200,000.00	2,155.56	-525.94	0.00	4,000.00
CORP 22160KAK1 COSTCO WHOLESALE CORP	1,000,000.00	11,436.11	-2,802.58	0.00	11,500.00
MUNI 29270CYN9 ENERGY NORTHWEST WASH ELEC REV	1,000,000.00	26,530.00	-7,457.95	0.00	26,530.00
MUNI 29270CR72 ENERGY NORTHWEST WASH ELEC REV	0.00	0.00	0.00	0.00	3,836.25
MUNI 29270CYP4 ENERGY NORTHWEST WASH ELEC REV	240,000.00	990.39	-634.08	0.00	0.00
AGCY BOND 3132X0EQ0 FEDERAL AGRICULTURAL MORTGAGE CORP	1,000,000.00	15,500.00	2,405.62	0.00	15,500.00
AGCY BOND 3132X0GH8 FEDERAL AGRICULTURAL MORTGAGE CORP	0.00	13,451.39	4,864.80	8,798.38	16,250.00
AGCY BOND 3132X0G39 FEDERAL AGRICULTURAL MORTGAGE CORP	500,000.00	12,465.28	373.92	0.00	12,500.00
AGCY BOND 31315PQT9 FEDERAL AGRICULTURAL MORTGAGE CORP	0.00	4,797.92	-698.73	0.00	7,050.00
AGCY BOND 3133EGU60 FEDERAL FARM CREDIT BANKS FUNDING CORP	0.00	10,515.56	0.00	0.00	9,100.00
AGCY BOND 3133EHJQ7 FEDERAL FARM CREDIT BANKS FUNDING CORP	0.00	15,522.22	876.28	6,201.36	21,022.22
AGCY BOND 3133EHQ1 FEDERAL FARM CREDIT BANKS FUNDING CORP	0.00	16,195.83	1,702.19	6,928.51	14,950.00
AGCY BOND 3133EG2P9 FEDERAL FARM CREDIT BANKS FUNDING CORP	0.00	2,771.11	0.00	0.00	14,500.00
AGCY BOND 3133EJAX7 FEDERAL FARM CREDIT BANKS FUNDING CORP	0.00	347.23	2.57	240.25	5,555.56
AGCY BOND 3133EJAZ2 FEDERAL FARM CREDIT BANKS FUNDING CORP	0.00	73.89	1.10	716.16	5,652.50
AGCY BOND 3133EGSD8 FEDERAL FARM CREDIT BANKS FUNDING CORP	0.00	1,632.22	24.91	0.00	5,650.00
AGCY BOND 3133EJZW2 FEDERAL FARM CREDIT BANKS FUNDING CORP	0.00	6,868.33	144.73	1,982.79	15,850.00

Accrual Earning Report

07/01/2019 - 06/30/2020

[Return to Table of Contents](#)

Jackson County-Agg All (33461)

Dated: 10/19/2020

<i>Security Type, Identifier, Description</i>	<i>Ending Current Units</i>	<i>Interest/Dividend Income</i>	<i>Net Amortization/Accretion Income</i>	<i>Net Realized Gain/Loss</i>	<i>Coupon Received Income</i>
AGCY BOND 3133EJD63 FEDERAL FARM CREDIT BANKS FUNDING CORP	0.00	9,348.00	107.67	855.50	18,696.00
AGCY BOND 3133EJSD2 FEDERAL FARM CREDIT BANKS FUNDING CORP	1,000,000.00	28,900.00	842.26	0.00	28,900.00
AGCY BOND 3133EGEU5 FEDERAL FARM CREDIT BANKS FUNDING CORP	0.00	2,130.33	1,901.32	2,096.71	1,540.00
AGCY BOND 3133EFZT7 FEDERAL FARM CREDIT BANKS FUNDING CORP	0.00	9,061.11	0.00	0.00	14,000.00
AGCY BOND 3133EFV20 FEDERAL FARM CREDIT BANKS FUNDING CORP	0.00	20,694.44	0.00	0.00	14,900.00
AGCY BOND 3133EKFK7 FEDERAL FARM CREDIT BANKS FUNDING CORP	0.00	144.44	1.27	347.13	3,250.00
AGCY BOND 3133EKFL5 FEDERAL FARM CREDIT BANKS FUNDING CORP	0.00	672.50	3.09	468.06	7,248.06
AGCY BOND 3133EFE86 FEDERAL FARM CREDIT BANKS FUNDING CORP	0.00	6,477.78	702.00	8,001.50	13,811.11
AGCY BOND 3133EG4D4 FEDERAL FARM CREDIT BANKS FUNDING CORP	0.00	9,322.78	0.00	0.00	8,650.00
AGCY BOND 3133EGKT1 FEDERAL FARM CREDIT BANKS FUNDING CORP	0.00	8,666.67	0.00	0.00	20,800.00
AGCY BOND 3133ELEU4 FEDERAL FARM CREDIT BANKS FUNDING CORP	0.00	11,081.67	0.00	0.00	9,150.00
AGCY BOND 3133ELFF6 FEDERAL FARM CREDIT BANKS FUNDING CORP	0.00	5,488.89	0.00	0.00	4,750.00
AGCY BOND 3133ELCG7 FEDERAL FARM CREDIT BANKS FUNDING CORP	0.00	6,262.50	-500.00	0.00	4,175.00
AGCY BOND 3133ELXV1 FEDERAL FARM CREDIT BANKS FUNDING CORP	1,000,000.00	1,767.50	0.00	0.00	0.00
AGCY BOND 3133ELZG2 FEDERAL FARM CREDIT BANKS FUNDING CORP	1,000,000.00	1,026.67	0.00	0.00	0.00
AGCY BOND 3133ELZG2 FEDERAL FARM CREDIT BANKS FUNDING CORP	1,000,000.00	1,026.67	0.00	0.00	0.00
AGCY BOND 3133ELZY3 FEDERAL FARM CREDIT BANKS FUNDING CORP	1,000,000.00	604.45	0.00	0.00	0.00
AGCY BOND 3133ELE42 FEDERAL FARM CREDIT BANKS FUNDING CORP	2,000,000.00	1,288.89	0.00	0.00	0.00
AGCY BOND 3130A9DR9 FEDERAL HOME LOAN BANKS	0.00	9,900.56	0.00	0.00	7,100.00
AGCY BOND 3130A9KE0 FEDERAL HOME LOAN BANKS	0.00	9,800.00	105.13	79.67	7,000.00
AGCY BOND 3130A9NK3 FEDERAL HOME LOAN BANKS	0.00	9,625.00	0.00	0.00	6,875.00
AGCY BOND 313381Z57 FEDERAL HOME LOAN BANKS	0.00	25,833.33	4,470.84	3,917.30	37,500.00

Accrual Earning Report

07/01/2019 - 06/30/2020

[Return to Table of Contents](#)

Jackson County-Agg All (33461)

Dated: 10/19/2020

<i>Security Type, Identifier, Description</i>	<i>Ending Current Units</i>	<i>Interest/Dividend Income</i>	<i>Net Amortization/Accretion Income</i>	<i>Net Realized Gain/Loss</i>	<i>Coupon Received Income</i>
AGCY BOND 3130ACNM2 FEDERAL HOME LOAN BANKS	0.00	7,283.33	283.33	2,604.76	11,400.00
AGCY BOND 3130ACX82 FEDERAL HOME LOAN BANKS	0.00	6,465.27	76.71	1,845.70	9,895.83
AGCY BOND 3130ACW59 FEDERAL HOME LOAN BANKS	0.00	4,522.22	52.70	561.94	5,500.00
AGCY BOND 3130ADC26 FEDERAL HOME LOAN BANKS	0.00	3,605.56	164.53	627.97	8,250.00
AGCY BOND 313380Z75 FEDERAL HOME LOAN BANKS	0.00	632.39	155.72	0.00	1,007.35
AGCY BOND 3130ADFH0 FEDERAL HOME LOAN BANKS	0.00	1,137.78	300.73	48,642.94	23,608.89
AGCY BOND 3130A9ZE4 FEDERAL HOME LOAN BANKS	0.00	17,766.67	6,593.55	35,793.57	13,000.00
AGCY BOND 3130AG6S9 FEDERAL HOME LOAN BANKS	0.00	294.44	5.19	1,775.93	6,625.00
AGCY BOND 3130A9TJ0 FEDERAL HOME LOAN BANKS	0.00	24,649.00	205.90	0.00	28,260.00
AGCY BOND 313383HU8 FEDERAL HOME LOAN BANKS	0.00	16,576.39	-5,941.50	0.00	17,500.00
AGCY BOND 3130AHP31 FEDERAL HOME LOAN BANKS	850,000.00	9,066.66	0.00	0.00	8,500.00
AGCY BOND 3130AHU92 FEDERAL HOME LOAN BANKS	1,000,000.00	9,965.28	0.00	0.00	0.00
AGCY BOND 3130A0F70 FEDERAL HOME LOAN BANKS	1,000,000.00	15,375.00	-7,846.74	0.00	16,875.00
AGCY BOND 3130AHXJ7 FEDERAL HOME LOAN BANKS	1,000,000.00	8,533.33	0.00	0.00	0.00
AGCY BOND 3130AHUU5 FEDERAL HOME LOAN BANKS	2,000,000.00	15,937.50	0.00	0.00	9,375.00
AGCY BOND 3130AJKL2 FEDERAL HOME LOAN BANKS	2,750,000.00	3,181.60	0.00	0.00	0.00
AGCY BOND 3130AJLA5 FEDERAL HOME LOAN BANKS	1,000,000.00	875.00	0.00	0.00	0.00
AGCY BOND 3130AJPD5 FEDERAL HOME LOAN BANKS	1,000,000.00	477.78	0.00	0.00	0.00
AGCY BOND 3130AJQZ5 FEDERAL HOME LOAN BANKS	1,000,000.00	22.22	0.00	0.00	0.00
AGCY BOND 3134GB3V2 FEDERAL HOME LOAN MORTGAGE CORP	0.00	3,483.33	23.93	490.10	5,500.00
AGCY BOND 3134GB3M2 FEDERAL HOME LOAN MORTGAGE CORP	0.00	4,300.00	239.57	1,341.26	8,062.50
AGCY BOND 3134GAQ31 FEDERAL HOME LOAN MORTGAGE CORP	0.00	6,868.06	158.24	1,091.76	16,125.00

Accrual Earning Report

07/01/2019 - 06/30/2020

[Return to Table of Contents](#)

Jackson County-Agg All (33461)

Dated: 10/19/2020

<i>Security Type, Identifier, Description</i>	<i>Ending Current Units</i>	<i>Interest/Dividend Income</i>	<i>Net Amortization/Accretion Income</i>	<i>Net Realized Gain/Loss</i>	<i>Coupon Received Income</i>
AGCY BOND 3134G9P27 FEDERAL HOME LOAN MORTGAGE CORP	0.00	9,833.33	1,947.94	8,459.60	16,250.00
AGCY BOND 3134GSAE5 FEDERAL HOME LOAN MORTGAGE CORP	0.00	5,573.33	0.00	0.00	11,400.00
AGCY BOND 3134GSET8 FEDERAL HOME LOAN MORTGAGE CORP	500,000.00	12,500.00	145.12	0.00	12,500.00
AGCY BOND 3134G8Y86 FEDERAL HOME LOAN MORTGAGE CORP	0.00	868.06	21.08	0.00	6,250.00
AGCY BOND 3134GSUW3 FEDERAL HOME LOAN MORTGAGE CORP	0.00	2,166.67	0.00	0.00	7,500.00
AGCY BOND 3134GARV8 FEDERAL HOME LOAN MORTGAGE CORP	0.00	4,116.67	0.00	0.00	6,500.00
AGCY BOND 3134G8YF0 FEDERAL HOME LOAN MORTGAGE CORP	0.00	3,900.00	0.00	0.00	6,000.00
AGCY DISC 313400BV4 FEDERAL HOME LOAN MORTGAGE CORP	0.00	0.00	951.92	0.00	0.00
AGCY BOND 3134GSL60 FEDERAL HOME LOAN MORTGAGE CORP	0.00	14,666.67	0.00	0.00	15,000.00
AGCY BOND 3134GS3G8 FEDERAL HOME LOAN MORTGAGE CORP	0.00	18,927.08	0.00	0.00	28,750.00
AGCY BOND 3134GTEW9 FEDERAL HOME LOAN MORTGAGE CORP	0.00	19,236.11	0.00	0.00	25,000.00
AGCY BOND 3134GTGB3 FEDERAL HOME LOAN MORTGAGE CORP	0.00	8,020.83	0.00	0.00	13,750.00
AGCY BOND 3134GTBF9 FEDERAL HOME LOAN MORTGAGE CORP	0.00	736.11	0.00	0.00	6,625.00
AGCY BOND 3134GTEA7 FEDERAL HOME LOAN MORTGAGE CORP	0.00	8,550.00	0.00	0.00	13,500.00
AGCY BOND 3134GUYS3 FEDERAL HOME LOAN MORTGAGE CORP	0.00	9,651.11	0.00	0.00	10,100.00
AGCY BOND 3134GUS27 FEDERAL HOME LOAN MORTGAGE CORP	1,000,000.00	7,972.22	-182.42	0.00	0.00
AGCY BOND 3134GU3Q1 FEDERAL HOME LOAN MORTGAGE CORP	0.00	5,000.00	0.00	0.00	5,000.00
AGCY BOND 3134GU4F4 FEDERAL HOME LOAN MORTGAGE CORP	1,000,000.00	7,516.67	-415.00	0.00	0.00
AGCY BOND 3134GU4E7 FEDERAL HOME LOAN MORTGAGE CORP	2,000,000.00	16,341.67	0.00	0.00	0.00
AGCY BOND 3134GVPK8 FEDERAL HOME LOAN MORTGAGE CORP	1,000,000.00	1,463.89	0.00	0.00	0.00
AGCY BOND 3134GVNA2 FEDERAL HOME LOAN MORTGAGE CORP	1,000,000.00	1,377.78	0.00	0.00	0.00
AGCY BOND 3134GVPK8 FEDERAL HOME LOAN MORTGAGE CORP	1,000,000.00	1,463.89	0.00	0.00	0.00

Accrual Earning Report

07/01/2019 - 06/30/2020

[Return to Table of Contents](#)

Jackson County-Agg All (33461)

Dated: 10/19/2020

<i>Security Type, Identifier, Description</i>	<i>Ending Current Units</i>	<i>Interest/Dividend Income</i>	<i>Net Amortization/Accretion Income</i>	<i>Net Realized Gain/Loss</i>	<i>Coupon Received Income</i>
AGCY BOND 3134GVQZ4 FEDERAL HOME LOAN MORTGAGE CORP	2,000,000.00	2,444.45	30.68	0.00	0.00
AGCY BOND 3134GVQZ4 FEDERAL HOME LOAN MORTGAGE CORP	1,000,000.00	1,200.00	0.00	0.00	0.00
AGCY BOND 3134GVQT8 FEDERAL HOME LOAN MORTGAGE CORP	2,250,000.00	2,362.50	101.77	0.00	0.00
AGCY BOND 3134GVRU4 FEDERAL HOME LOAN MORTGAGE CORP	1,000,000.00	952.78	18.85	0.00	0.00
AGCY BOND 3134GVUE6 FEDERAL HOME LOAN MORTGAGE CORP	2,000,000.00	2,266.67	0.00	0.00	0.00
AGCY BOND 3134GVRU4 FEDERAL HOME LOAN MORTGAGE CORP	2,000,000.00	1,633.34	24.86	0.00	0.00
AGCY BOND 3134GVZU5 FEDERAL HOME LOAN MORTGAGE CORP	1,000,000.00	733.33	0.00	0.00	0.00
AGCY BOND 3134GVXM5 FEDERAL HOME LOAN MORTGAGE CORP	1,000,000.00	779.17	0.00	0.00	0.00
AGCY BOND 3134GVVY0 FEDERAL HOME LOAN MORTGAGE CORP	1,000,000.00	779.17	0.00	0.00	0.00
AGCY BOND 3134GVXM5 FEDERAL HOME LOAN MORTGAGE CORP	2,000,000.00	1,558.33	0.00	0.00	0.00
AGCY BOND 3134GVVX3 FEDERAL HOME LOAN MORTGAGE CORP	2,000,000.00	1,166.67	0.00	0.00	0.00
AGCY BOND 3134GVF94 FEDERAL HOME LOAN MORTGAGE CORP	2,000,000.00	1,014.44	0.00	0.00	0.00
AGCY BOND 3136G35S0 FEDERAL NATIONAL MORTGAGE ASSOCIATION	1,000,000.00	13,000.00	97.97	0.00	13,000.00
AGCY BOND 3136G35C5 FEDERAL NATIONAL MORTGAGE ASSOCIATION	0.00	12,716.67	0.00	0.00	17,500.00
AGCY BOND 3136G35C5 FEDERAL NATIONAL MORTGAGE ASSOCIATION	0.00	12,716.67	0.00	0.00	17,500.00
AGCY BOND 3136G4AS2 FEDERAL NATIONAL MORTGAGE ASSOCIATION	0.00	6,462.50	1,897.61	3,623.30	8,250.00
AGCY BOND 3136G2YB7 FEDERAL NATIONAL MORTGAGE ASSOCIATION	0.00	2,016.67	0.00	0.00	6,600.00
AGCY BOND 3136G34L6 FEDERAL NATIONAL MORTGAGE ASSOCIATION	0.00	2,031.25	24.86	0.00	5,625.00
AGCY BOND 3136G34K8 FEDERAL NATIONAL MORTGAGE ASSOCIATION	0.00	2,125.00	32.38	0.00	5,625.00
AGCY BOND 3136G0B91 FEDERAL NATIONAL MORTGAGE ASSOCIATION	0.00	3,946.25	-1,282.31	0.00	9,225.00
AGCY BOND 313586RC5 FEDERAL NATIONAL MORTGAGE ASSOCIATION	0.00	0.00	7,543.29	0.00	0.00
AGCY BOND 3135G0J95 FEDERAL NATIONAL MORTGAGE ASSOCIATION	0.00	4,387.50	0.00	0.00	6,750.00

Accrual Earning Report

07/01/2019 - 06/30/2020

[Return to Table of Contents](#)

Jackson County-Agg All (33461)

Dated: 10/19/2020

<i>Security Type, Identifier, Description</i>	<i>Ending Current Units</i>	<i>Interest/Dividend Income</i>	<i>Net Amortization/Accretion Income</i>	<i>Net Realized Gain/Loss</i>	<i>Coupon Received Income</i>
AGCY BOND 3136G3PY5 FEDERAL NATIONAL MORTGAGE ASSOCIATION	0.00	2,195.83	1,932.66	2,052.05	1,550.00
AGCY BOND 3136G3ZB4 FEDERAL NATIONAL MORTGAGE ASSOCIATION	0.00	1,233.33	1,181.39	1,789.75	1,500.00
AGCY BOND 3136G4DB6 FEDERAL NATIONAL MORTGAGE ASSOCIATION	0.00	9,340.28	0.00	0.00	12,500.00
CD JC2021110125 First Interstate Bank	2,000,000.00	50,136.99	0.00	0.00	0.00
CD JC2021110125 First Interstate Bank	50,000.00	2,188.36	0.00	0.00	0.00
CD JC2019100220 First Interstate Bank	0.00	5,095.89	0.00	0.00	18,301.37
CD JC20200414225 First Interstate Bank	0.00	17,753.42	0.00	0.00	31,869.86
CD JC20200414225 First Interstate Bank	0.00	210.82	0.00	0.00	210.82
CD JC2020122824 First Interstate Bank	1,000,000.00	48,065.75	0.00	0.00	24,000.00
CD JC2020122824 First Interstate Bank	24,000.00	916.87	0.00	0.00	0.00
CORP 36966RW77 GENERAL ELECTRIC CAPITAL CORPORATION	0.00	37,597.29	-23,691.53	0.00	53,287.50
MUNI 432092SG0 HILLSBORO ORE	0.00	4,400.00	-2,667.89	0.00	4,800.00
MUNI 453907HN0 INDEPENDENCE ORE	280,000.00	7,840.00	0.00	0.00	7,840.00
MUNI 453907HM2 INDEPENDENCE ORE	270,000.00	7,020.00	0.00	0.00	7,020.00
MUNI 456560WF4 INDUSTRY CALIF	960,000.00	28,800.00	-3,904.87	0.00	28,800.00
CORP 459200JF9 INTERNATIONAL BUSINESS MACHINES CORP	0.00	30,625.00	0.00	15,850.94	47,125.00
CORP 459200HM6 INTERNATIONAL BUSINESS MACHINES CORP	0.00	23,400.64	5,207.84	0.00	26,828.76
MMFUND BOTC5782 Jackson County BOTC MMF	2,835,378.08	101,277.76	0.00	0.00	0.00
MUNI 473448CY2 JEFFERSON CNTY ORE SCH DIST NO 509J	0.00	18,155.56	-10,219.72	0.00	19,000.00
CORP 478160BT0 JOHNSON & JOHNSON	1,000,000.00	10,193.05	-1,180.22	0.00	10,250.00
CORP 48127HAA7 JPMORGAN CHASE & CO	0.00	6,783.33	609.76	0.00	11,000.00
CORP 46625HKA7 JPMORGAN CHASE & CO	0.00	3,562.50	163.76	905.37	11,250.00

Accrual Earning Report

07/01/2019 - 06/30/2020

[Return to Table of Contents](#)

Jackson County-Agg All (33461)

Dated: 10/19/2020

<i>Security Type, Identifier, Description</i>	<i>Ending Current Units</i>	<i>Interest/Dividend Income</i>	<i>Net Amortization/Accretion Income</i>	<i>Net Realized Gain/Loss</i>	<i>Coupon Received Income</i>
CORP 46625HJH4 JPMORGAN CHASE & CO	1,000,000.00	32,000.00	-1,875.43	0.00	32,000.00
CORP 46625HJH4 JPMORGAN CHASE & CO	2,000,000.00	34,133.33	-11,510.68	0.00	32,000.00
CORP 46625HJT8 JPMORGAN CHASE & CO	1,000,000.00	20,559.02	-8,660.35	0.00	19,375.00
CORP 46625HJE1 JPMORGAN CHASE & CO	1,395,000.00	24,054.06	-8,957.39	0.00	22,668.75
MUNI 492244DV7 KERN CALIF CMNTY COLLEGE DIST	1,000,000.00	28,930.00	-12,799.93	0.00	28,930.00
CORP 49327M2S2 KEYBANK NA	1,000,000.00	24,000.00	8,704.27	0.00	24,000.00
CORP 49327M2F0 KEYBANK NA	0.00	22,777.78	-2,525.31	0.00	25,000.00
MUNI 495289WB2 KING CNTY WASH SWR REV	835,000.00	11,249.31	-6,654.95	0.00	0.00
MMFUND JCKSNCNTY LGIP	46,720,978.13	891,720.14	0.00	0.00	0.00
MUNI 5446465F5 LOS ANGELES CALIF UNI SCH DIST	1,115,000.00	15,176.39	-7,063.46	0.00	0.00
CORP 594918BH6 MICROSOFT CORP	1,000,000.00	26,500.00	-2,666.24	0.00	26,500.00
CORP 594918BQ6 MICROSOFT CORP	1,000,000.00	20,000.00	11,098.48	0.00	20,000.00
MUNI 609694FY5 MONMOUTH ORE	345,000.00	9,660.00	0.00	0.00	9,660.00
MUNI 609694FX7 MONMOUTH ORE	335,000.00	8,710.00	0.00	0.00	8,710.00
MUNI 625485CF2 MULTNOMAH-CLACKAMAS CNTYS ORE CENTENNIAL SCH DIST	145,000.00	0.00	-942.55	0.00	0.00
CORP 63254AAE8 NATIONAL AUSTRALIA BANK LTD (NEW YORK BRANCH)	689,000.00	20,670.00	1.38	0.00	20,670.00
CORP 654106AH6 NIKE INC	2,000,000.00	4,400.00	-2,898.62	0.00	0.00
CORP 68389XBR5 ORACLE CORP	1,000,000.00	26,250.00	5,500.54	0.00	26,250.00
CORP 68389XBB0 ORACLE CORP	1,000,000.00	25,000.00	4,908.16	0.00	25,000.00
CORP 68389XBL8 ORACLE CORP	1,000,000.00	24,000.00	5,566.16	0.00	24,000.00
MUNI 686053CM9 OREGON SCH BRDS ASSN	250,000.00	0.00	8,067.56	0.00	0.00
MUNI 68607VT21 OREGON ST DEPT ADMINISTRATIVE SVCS LOTTERY REV	250,000.00	6,075.00	1,351.98	0.00	6,075.00

Accrual Earning Report

07/01/2019 - 06/30/2020

[Return to Table of Contents](#)

Jackson County-Agg All (33461)

Dated: 10/19/2020

Security Type, Identifier, Description	Ending Current Units	Interest/Dividend Income	Net Amortization/Accretion Income	Net Realized Gain/Loss	Coupon Received Income
MUNI 68607DTJ4 OREGON ST DEPT TRANSN HWY USER TAX REV	100,000.00	1,347.22	-523.17	0.00	2,500.00
MUNI 68607DTK1 OREGON ST DEPT TRANSN HWY USER TAX REV	125,000.00	1,666.67	-639.03	0.00	3,125.00
MUNI 695802MV7 PAJARO VALLEY CALIF UNI SCH DIST	400,000.00	12,740.00	-1,422.50	0.00	12,740.00
MUNI 720653JL9 PIERCE CNTY WASH SWR REV	0.00	1,458.33	-711.90	0.00	8,750.00
MUNI 73474TAL4 PORT MORROW ORE TRANSMISSION FACS REV	1,700,000.00	30,294.00	5,133.24	0.00	30,294.00
MUNI 73474TAL4 PORT MORROW ORE TRANSMISSION FACS REV	140,000.00	2,494.80	620.99	0.00	2,494.80
MUNI 73474TAE0 PORT MORROW ORE TRANSMISSION FACS REV	0.00	1,766.67	-97.21	0.00	5,300.00
MUNI 73474TAJ9 PORT MORROW ORE TRANSMISSION FACS REV	225,000.00	6,968.26	-836.83	0.00	6,968.26
MUNI 735240H22 PORT PORTLAND ORE ARPT REV	105,000.00	1,108.33	-662.87	0.00	0.00
MUNI 735389QL5 PORT SEATTLE WASH REV	1,450,000.00	10,069.45	-7,166.03	0.00	0.00
MUNI 735524MP2 PORT VANCOUVER WASH	0.00	2,137.50	-52.89	0.00	2,565.00
MUNI 736679KX8 PORTLAND ORE	705,000.00	18,428.92	-7,034.30	-17,184.77	38,505.00
CORP 740189AL9 PRECISION CASTPARTS CORP	0.00	39,250.00	-710.05	0.00	41,250.00
CORP 742651DV1 PRIVATE EXPORT FUNDING CORP	1,000,000.00	23,000.00	-2,226.21	0.00	23,000.00
CORP 742651DV1 PRIVATE EXPORT FUNDING CORP	1,865,000.00	42,895.00	-16,881.70	0.00	42,895.00
CORP 742718EU9 PROCTER & GAMBLE CO	500,000.00	10,750.00	4,701.42	0.00	10,750.00
CORP 742718EB1 PROCTER & GAMBLE CO	500,000.00	15,500.00	-3,374.39	0.00	15,500.00
CASH CCYUSD Receivable	10,045.36	0.00	0.00	0.00	0.00
MUNI 757657US8 REDMOND ORE	250,000.00	8,735.00	-1,070.54	0.00	8,735.00
MUNI 760133TR9 RENTON WASH	0.00	1,508.33	112.14	0.00	1,810.00
AGCY BOND 76116FAD9 RESOLUTION FUNDING CORP	1,000,000.00	0.00	19,042.70	0.00	0.00
MUNI 769036BM5 RIVERSIDE CALIF PENSION OBLIG	3,030,000.00	2,972.10	-604.13	0.00	0.00

Accrual Earning Report

07/01/2019 - 06/30/2020

[Return to Table of Contents](#)

Jackson County-Agg All (33461)

Dated: 10/19/2020

Security Type, Identifier, Description	Ending Current Units	Interest/Dividend Income	Net Amortization/Accretion Income	Net Realized Gain/Loss	Coupon Received Income
CORP 780082AC7 ROYAL BANK OF CANADA	1,560,000.00	32,760.00	3,699.49	0.00	32,760.00
CORP 780082AC7 ROYAL BANK OF CANADA	1,000,000.00	21,000.00	-956.03	0.00	21,000.00
YANKEE 78013XW20 ROYAL BANK OF CANADA	2,000,000.00	74,000.00	-9,877.22	0.00	74,000.00
MUNI 794458DQ9 SALEM ORE HOSP FAC AUTH REV	0.00	3,488.89	-2,299.96	0.00	4,000.00
MUNI 797398DJ0 SAN DIEGO CNTY CALIF PENSION OBLIG	1,000,000.00	57,950.00	-32,260.11	0.00	57,950.00
MUNI 79770GGP5 SAN FRANCISCO CALIF CITY & CNTY REDEV AGY SUCCESSO	1,000,000.00	4,947.91	-452.19	0.00	0.00
MUNI 798135H51 SAN JOSE CALIF	560,000.00	1,896.22	-889.47	0.00	0.00
MUNI 833068NC9 SNOHOMISH & ISLAND CNTYS WASH SCH DIST NO 401 STAN	1,000,000.00	7,361.11	-5,921.38	0.00	25,000.00
CORP 89114QBL1 TORONTO-DOMINION BANK	3,000,000.00	54,000.00	16,411.18	0.00	54,000.00
CORP 89114QBT4 TORONTO-DOMINION BANK	500,000.00	9,250.00	2,905.34	0.00	9,250.00
YANKEE 89114QC48 TORONTO-DOMINION BANK	500,000.00	17,500.00	-731.80	0.00	17,500.00
CORP 89114RHB5 TORONTO-DOMINION BANK	1,000,000.00	5,091.67	0.00	0.00	0.00
CORP 89236TBJ3 TOYOTA MOTOR CREDIT CORP	500,000.00	13,750.00	-879.98	0.00	13,750.00
CORP 89236TEC5 TOYOTA MOTOR CREDIT CORP	500,000.00	10,750.00	5,166.03	0.00	10,750.00
CORP 89236TBP9 TOYOTA MOTOR CREDIT CORP	0.00	1,003.47	-100.26	0.00	10,625.00
CORP 89236TBP9 TOYOTA MOTOR CREDIT CORP	0.00	1,003.47	-214.27	0.00	10,625.00
CORP 89236TEL5 TOYOTA MOTOR CREDIT CORP	1,000,000.00	27,000.00	4,643.45	0.00	27,000.00
CORP 89233P5T9 TOYOTA MOTOR CREDIT CORP	500,000.00	16,500.00	-374.03	0.00	16,500.00
CORP 89236TFS9 TOYOTA MOTOR CREDIT CORP	1,000,000.00	33,500.00	-6,092.27	0.00	33,500.00
MUNI 89546RHP2 TRI-CNTY MET TRANSN DIST ORE REV	0.00	752.08	-520.58	0.00	2,256.25
CORP 91159JAA4 U.S. BANCORP	3,914,000.00	13,149.95	-9,254.44	0.00	0.00
CD CD5331 Umpqua Bank	20,000,000.00	390,537.17	0.00	0.00	0.00

Accrual Earning Report

07/01/2019 - 06/30/2020

[Return to Table of Contents](#)

Jackson County-Agg All (33461)

Dated: 10/19/2020

Security Type, Identifier, Description	Ending Current Units	Interest/Dividend Income	Net Amortization/Accretion Income	Net Realized Gain/Loss	Coupon Received Income
US GOV 912828S27 UNITED STATES TREASURY	2,000,000.00	22,500.00	11,994.88	0.00	33,750.00
US GOV 912828D80 UNITED STATES TREASURY	0.00	1,346.81	825.49	0.00	4,062.50
US GOV 912828YJ3 UNITED STATES TREASURY	1,000,000.00	7,500.00	395.21	0.00	7,500.00
CORP 90331HNL3 US BANK NA	500,000.00	14,250.00	232.65	0.00	14,250.00
CORP 90331HML4 US BANK NA	0.00	3,389.38	0.00	0.00	5,843.75
CORP 90331HNU3 US BANK NA	0.00	14,953.48	485.22	40.55	21,604.17
CORP 931142DH3 WAL MART STORES INC	1,103,000.00	28,126.50	1,567.71	0.00	28,126.50
CORP 931142EK5 WALMART INC	1,000,000.00	34,000.00	-4,967.81	0.00	34,000.00
CORP 931142DU4 WALMART INC	750,000.00	17,625.00	1,125.74	0.00	17,625.00
MUNI 93730PAG1 WASHINGTON BIOMEDICAL RESH FACS 3 WASH LEASE REV	0.00	0.00	0.00	0.00	12,202.50
MUNI 938240CG1 WASHINGTON CNTY ORE CLEAN WTR SVCS SEW REV	500,000.00	2,506.83	-1,903.03	0.00	0.00
MUNI 93978PMG9 WASHINGTON ST HSG FIN COMMN MULTIFAMILY HSG REV	110,000.00	2,365.00	52.48	0.00	2,365.00
CORP 94974BFR6 WELLS FARGO & CO	2,000,000.00	60,000.00	-17,056.31	0.00	60,000.00
CORP 94974BGF1 WELLS FARGO & CO	0.00	26,212.08	-1,136.04	0.00	45,150.00
CORP 94974BGF1 WELLS FARGO & CO	0.00	35,136.67	-5,068.07	0.00	60,522.50
CORP 95000U2B8 WELLS FARGO & CO	500,000.00	13,125.00	1,262.70	0.00	13,125.00
CORP 94988J5N3 WELLS FARGO BANK NA	1,250,000.00	8,215.28	631.19	0.00	0.00
CORP 94988J5N3 WELLS FARGO BANK NA	2,000,000.00	13,144.45	268.45	0.00	0.00
CORP 961214CS0 WESTPAC BANKING CORP	500,000.00	13,000.00	-42.81	0.00	13,000.00
CORP 961214DZ3 WESTPAC BANKING CORP	500,000.00	18,250.00	-1,005.86	0.00	18,250.00
CORP 961214EC3 WESTPAC BANKING CORP	500,000.00	16,500.00	-1,019.63	0.00	16,500.00
CORP 961214CP6 WESTPAC BANKING CORP	0.00	20,763.89	-588.12	0.00	23,000.00

Accrual Earning Report

07/01/2019 - 06/30/2020

Jackson County-Agg All (33461)

Dated: 10/19/2020

[Return to Table of Contents](#)

<i>Security Type, Identifier, Description</i>	<i>Ending Current Units</i>	<i>Interest/Dividend Income</i>	<i>Net Amortization/Accretion Income</i>	<i>Net Realized Gain/Loss</i>	<i>Coupon Received Income</i>
---	226,691,902.27	4,354,971.15	-153,267.84	150,946.07	3,146,989.56

* Weighted by: Ending Market Value + Accrued. * Holdings Displayed by: Lot.

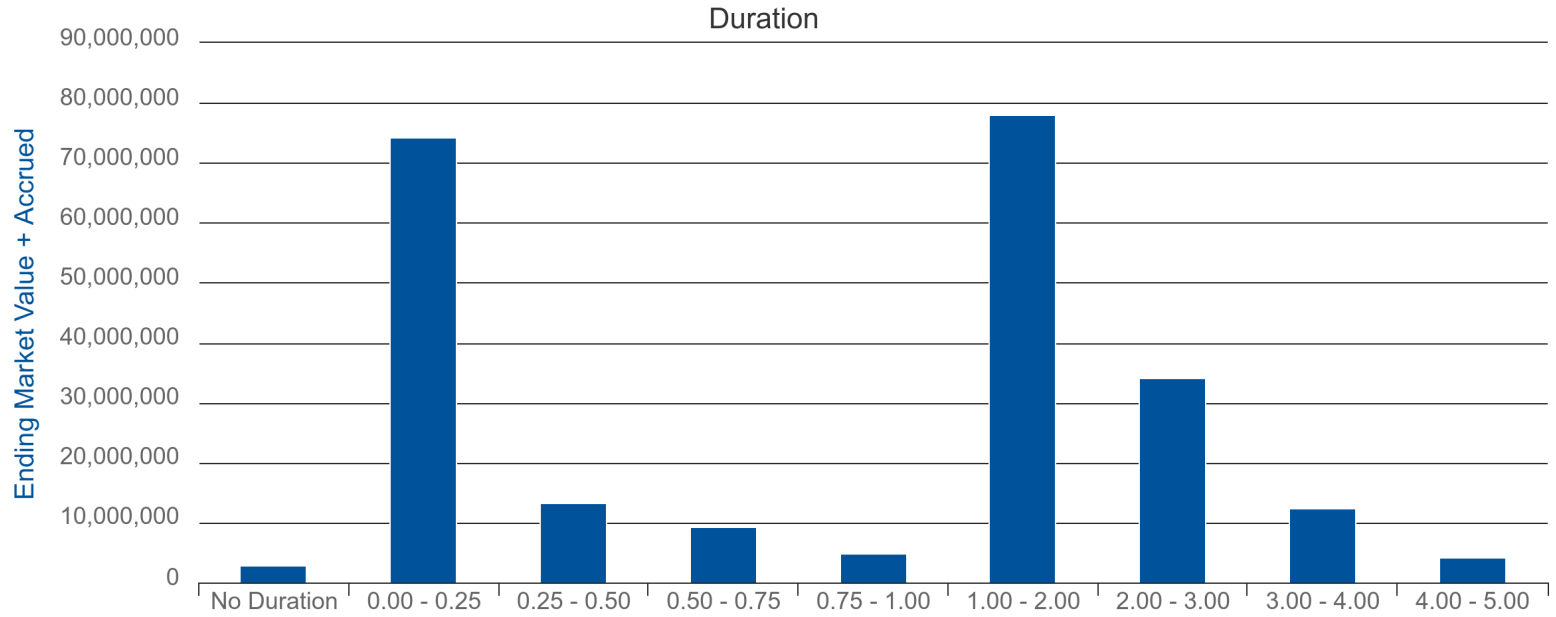
Duration with Graph

As of 06/30/2020

Jackson County-Agg All (33461)

Dated: 10/19/2020

[Return to Table of Contents](#)



Duration	Ending Yield	Ending Market Value + Accrued
0.00 - 0.25	1.004	74,288,813.97
0.25 - 0.50	0.878	13,347,051.14
0.50 - 0.75	0.536	9,282,830.97
0.75 - 1.00	0.364	4,775,197.63
1.00 - 2.00	0.940	78,127,300.07
2.00 - 3.00	0.683	34,141,312.20
3.00 - 4.00	0.744	12,516,881.39
4.00 - 5.00	1.601	4,256,929.14
No Duration	2.710	2,835,378.08
	1.139	233,571,694.59

* Grouped by: Duration. * Groups Sorted by: Duration. * Weighted by: Ending Market Value + Accrued.

Summary by Issuer

As of 06/30/2020

[Return to Table of Contents](#)

Jackson County-Agg All (33461)

Dated: 10/19/2020

<i>Description</i>	<i>Book Value</i>	<i>Market Value + Accrued</i>
3-YEAR PUBLIC FUND CD	2,000,000.00	2,096,584.66
3M CO	979,093.41	1,032,590.78
AMAZON.COM INC	1,032,054.26	1,095,136.33
APPLE INC	6,736,871.27	7,066,432.55
BANK OF AMERICA CORP	2,582,434.67	2,738,237.58
BANK OF MONTREAL	4,081,309.85	4,245,903.67
BANK OF NEW YORK MELLON CORP	1,004,923.01	1,086,449.00
BANK OF NOVA SCOTIA	499,752.00	503,630.72
BERKSHIRE HATHAWAY INC	1,001,199.94	1,065,934.22
CALIFORNIA ST	2,128,676.51	2,315,373.33
Cash	13,275,500.70	13,275,500.70
CLACKAMAS CNTY ORE SCH DIST NO 12 NORTH CLACKAMAS	201,854.06	207,237.56
COSTCO WHOLESALE CORP	1,010,157.42	1,036,916.22
ENERGY NORTHWEST WASH ELEC REV	1,244,285.92	1,261,959.00
FEDERAL AGRICULTURAL MORTGAGE CORP	1,497,669.47	1,547,480.22
FEDERAL FARM CREDIT BANKS FUNDING CORP	6,997,507.74	7,082,209.94
FEDERAL HOME LOAN BANKS	11,659,323.26	11,766,685.20
FEDERAL HOME LOAN MORTGAGE CORP	26,744,081.42	26,852,127.44
FEDERAL NATIONAL MORTGAGE ASSOCIATION	999,981.53	1,006,177.56
First Interstate Bank	3,074,000.00	3,202,842.21
INDEPENDENCE ORE	550,000.00	566,989.43
INDUSTRY CALIF	960,000.00	976,166.40
Jackson County BOTC MMF	2,835,378.08	2,835,378.08
JOHNSON & JOHNSON	1,005,959.78	1,045,366.33
JPMORGAN CHASE & CO	5,551,239.53	5,837,733.89
KERN CALIF CMNTY COLLEGE DIST	1,004,301.62	1,011,511.67
KEYBANK NA	983,162.23	1,036,518.67
KING CNTY WASH SWR REV	835,000.00	855,040.00
LGIP	46,720,978.13	46,720,978.13
LOS ANGELES CALIF UNI SCH DIST	1,166,563.24	1,244,217.35
MICROSOFT CORP	1,971,427.36	2,110,910.89
MONMOUTH ORE	680,000.00	698,132.65
MULTNOMAH-CLACKAMAS CNTYS ORE CENTENNIAL SCH DIST	128,749.80	130,395.60
NATIONAL AUSTRALIA BANK LTD (NEW YORK BRANCH)	688,996.47	738,628.44
NIKE INC	2,145,101.38	2,166,129.33
ORACLE CORP	2,958,619.49	3,156,427.78
OREGON SCH BRDS ASSN	233,931.00	245,577.50
OREGON ST DEPT ADMINISTRATIVE SVCS LOTTERY REV	247,639.57	258,913.75
OREGON ST DEPT TRANSN HWY USER TAX REV	233,306.30	246,430.25
PAJARO VALLEY CALIF UNI SCH DIST	402,957.71	423,248.33
PORT MORROW ORE TRANSMISSION FACS REV	2,060,932.13	2,127,858.30
PORT PORTLAND ORE ARPT REV	114,426.58	116,700.15
PORT SEATTLE WASH REV	1,509,997.97	1,541,026.17
PORTLAND ORE	744,380.93	788,449.09
PRIVATE EXPORT FUNDING CORP	2,868,967.76	2,896,696.13
PROCTER & GAMBLE CO	1,000,606.58	1,073,385.11
Receivable	10,045.36	10,045.36
REDMOND ORE	252,047.49	262,945.42
RESOLUTION FUNDING CORP	999,271.59	999,894.00
RIVERSIDE CALIF PENSION OBLIG	3,097,813.27	3,049,046.92
ROYAL BANK OF CANADA	4,591,354.40	4,783,110.04
SAN DIEGO CNTY CALIF PENSION OBLIG	1,003,966.41	1,028,192.22
SAN FRANCISCO CALIF CITY & CNTY REDEV AGY SUCCESSO	1,004,527.81	1,031,515.83
SAN JOSE CALIF	579,057.73	599,517.33

Summary by Issuer

As of 06/30/2020

Jackson County-Agg All (33461)

Dated: 10/19/2020

[Return to Table of Contents](#)

<i>Description</i>	<i>Book Value</i>	<i>Market Value + Accrued</i>
SNOHOMISH & ISLAND CNTYS WASH SCH DIST NO 401 STAN	1,178,518.62	1,207,882.22
TORONTO-DOMINION BANK	4,984,749.43	5,137,657.56
TOYOTA MOTOR CREDIT CORP	3,499,747.24	3,714,980.81
U.S. BANCORP	4,071,325.40	4,158,220.99
Umpqua Bank	20,000,000.00	21,507,786.89
UNITED STATES TREASURY	2,987,085.88	3,038,987.88
US BANK NA	499,405.02	534,147.17
WAL MART STORES INC	1,098,656.68	1,167,469.98
WALMART INC	1,761,615.10	1,873,070.56
WASHINGTON CNTY ORE CLEAN WTR SVCS SEW REV	504,376.97	510,700.00
WASHINGTON ST HSG FIN COMMN MULTIFAMILY HSG REV	110,000.00	111,182.50
WELLS FARGO & CO	2,506,962.45	2,581,146.88
WELLS FARGO BANK NA	3,248,084.64	3,329,718.89
WESTPAC BANKING CORP	1,506,616.28	1,600,256.83
---	227,848,527.85	233,571,694.59

* Grouped by: Description. * Groups Sorted by: Description. * Weighted by: Market Value + Accrued, except Book Yield by Base Book Value + Accrued. * Holdings Displayed by: Position.

Portfolio Trading Activity

07/01/2019 - 06/30/2020

Jackson County-Agg All (33461)

[Return to Table of Contents](#)

Dated: 10/19/2020

* Does not Lock Down.

Identifier	Description	Current Units	Transaction Type	Trade Date	Settle Date	Final Maturity	Price	Principal	Accrued Interest	Realized Gain/Loss	Amount
004284A96	ACALANES CALIF UN HIGH SCH DIST	-800,000.00	Maturity	08/01/2019	08/01/2019	08/01/2019	100.000	-800,000.00	0.00	0.00	800,000.00
023135AZ9	AMAZON.COM INC	1,000,000.00	Buy	12/30/2019	01/02/2020	08/22/2024	103.605	1,036,050.00	10,111.11	0.00	-1,046,161.11
06051GEM7	BANK OF AMERICA CORP	1,000,000.00	Buy	12/30/2019	01/02/2020	01/24/2022	107.475	1,074,750.00	25,016.67	0.00	-1,099,766.67
06367TPX2	BANK OF MONTREAL	-500,000.00	Maturity	12/12/2019	12/12/2019	12/12/2019	100.000	-500,000.00	0.00	0.00	500,000.00
06367WHH9	BANK OF MONTREAL	1,000,000.00	Buy	12/18/2019	12/20/2019	02/05/2024	104.113	1,041,125.53	12,375.00	0.00	-1,053,500.53
06367WJM6	BANK OF MONTREAL	2,000,000.00	Buy	12/18/2019	12/19/2019	03/26/2022	101.985	2,039,700.00	13,372.22	0.00	-2,053,072.22
06367WJM6	BANK OF MONTREAL	1,000,000.00	Buy	12/18/2019	12/20/2019	03/26/2022	101.976	1,019,760.00	6,766.67	0.00	-1,026,526.67
13063DSU3	CALIFORNIA ST	1,000,000.00	Buy	03/19/2020	03/23/2020	03/01/2023	103.647	1,036,470.00	444.44	0.00	-1,036,914.44
13063DFT0	CALIFORNIA ST	1,000,000.00	Buy	03/20/2020	03/24/2020	10/01/2024	110.170	1,101,700.00	24,027.78	0.00	-1,125,727.78
16310FCL9	CHEHALEM PK & REC DIST ORE	-620,000.00	Maturity	06/15/2020	06/15/2020	06/15/2020	100.000	-620,000.00	0.00	0.00	620,000.00
166764AG5	CHEVRON CORP	-1,000,000.00	Maturity	06/24/2020	06/24/2020	06/24/2020	100.000	-1,000,000.00	0.00	0.00	1,000,000.00
17275RAX0	CISCO SYSTEMS INC	-500,000.00	Maturity	06/15/2020	06/15/2020	06/15/2020	100.000	-500,000.00	0.00	0.00	500,000.00
179093JP5	CLACKAMAS CNTY ORE SCH DIST NO 12 NORTH CLACKAMAS	200,000.00	Buy	03/20/2020	03/24/2020	06/15/2021	101.190	202,380.00	2,200.00	0.00	-204,580.00
22160KAK1	COSTCO WHOLESALE CORP	1,000,000.00	Buy	12/30/2019	01/02/2020	05/18/2022	101.296	1,012,960.00	2,811.11	0.00	-1,015,771.11
29270CR72	ENERGY NORTHWEST WASH ELEC REV	-465,000.00	Maturity	07/01/2019	07/01/2019	07/01/2019	100.000	-465,000.00	0.00	0.00	465,000.00
29270CYP4	ENERGY NORTHWEST WASH ELEC REV	240,000.00	Buy	05/06/2020	05/08/2020	07/01/2021	102.050	244,920.00	2,373.21	0.00	-247,293.21
31315PQT9	FEDERAL AGRICULTURAL MORTGAGE CORP	-500,000.00	Maturity	03/06/2020	03/06/2020	03/06/2020	100.000	-500,000.00	0.00	0.00	500,000.00
3132X0GH8	FEDERAL AGRICULTURAL MORTGAGE CORP	-1,000,000.00	Sell	04/29/2020	04/29/2020	10/29/2021	100.000	-1,000,000.00	0.00	8,798.38	1,000,000.00
3133EFZT7	FEDERAL FARM CREDIT BANKS FUNDING CORP	-1,000,000.00	Maturity	02/24/2020	02/24/2020	02/24/2020	100.000	-1,000,000.00	0.00	0.00	1,000,000.00
3133EFE86	FEDERAL FARM CREDIT BANKS FUNDING CORP	-1,000,000.00	Sell	10/17/2019	10/17/2019	03/01/2023	100.000	-1,000,000.00	0.00	8,001.50	1,000,000.00
3133EFV20	FEDERAL FARM CREDIT BANKS FUNDING CORP	-2,000,000.00	Sell	03/11/2020	03/11/2020	03/30/2020	100.000	-2,000,000.00	-13,327.22	0.00	2,013,327.22
3133EGEU5	FEDERAL FARM CREDIT BANKS FUNDING CORP	-200,000.00	Sell	03/10/2020	03/10/2020	12/14/2020	100.000	-200,000.00	-735.78	2,096.71	200,735.78
3133EGSD8	FEDERAL FARM CREDIT BANKS FUNDING CORP	-1,000,000.00	Maturity	08/23/2019	08/23/2019	08/23/2019	100.000	-1,000,000.00	0.00	0.00	1,000,000.00
3133EGU60	FEDERAL FARM CREDIT BANKS FUNDING CORP	-1,000,000.00	Sell	01/29/2020	01/29/2020	09/14/2020	100.000	-1,000,000.00	-6,825.00	0.00	1,006,825.00
3133EG4D4	FEDERAL FARM CREDIT BANKS FUNDING CORP	-1,000,000.00	Sell	01/15/2020	01/15/2020	04/17/2020	100.000	-1,000,000.00	-4,228.89	0.00	1,004,228.89
3133EHJQ7	FEDERAL FARM CREDIT BANKS FUNDING CORP	-2,000,000.00	Sell	11/08/2019	11/08/2019	05/16/2022	100.000	-2,000,000.00	0.00	6,201.36	2,000,000.00
3133EG2P9	FEDERAL FARM CREDIT BANKS FUNDING CORP	-1,000,000.00	Sell	08/14/2019	08/14/2019	12/29/2021	100.000	-1,000,000.00	0.00	0.00	1,000,000.00
3133EHQG1	FEDERAL FARM CREDIT BANKS FUNDING CORP	-1,495,000.00	Sell	01/16/2020	01/16/2020	04/05/2022	100.000	-1,495,000.00	-8,388.61	6,928.51	1,503,388.61
3133EJAX7	FEDERAL FARM CREDIT BANKS FUNDING CORP	-500,000.00	Sell	07/11/2019	07/11/2019	02/01/2022	100.000	-500,000.00	0.00	240.25	500,000.00
3133EJAZ2	FEDERAL FARM CREDIT BANKS FUNDING CORP	-500,000.00	Sell	07/03/2019	07/03/2019	01/30/2023	100.000	-500,000.00	0.00	716.16	500,000.00
3133EJZW2	FEDERAL FARM CREDIT BANKS FUNDING CORP	-1,000,000.00	Sell	09/19/2019	09/19/2019	09/19/2022	100.000	-1,000,000.00	0.00	1,982.79	1,000,000.00
3133EJD63	FEDERAL FARM CREDIT BANKS FUNDING CORP	-1,230,000.00	Sell	10/01/2019	10/01/2019	10/01/2021	100.000	-1,230,000.00	0.00	855.50	1,230,000.00
3133EKFL5	FEDERAL FARM CREDIT BANKS FUNDING CORP	-1,000,000.00	Sell	07/10/2019	07/10/2019	04/03/2023	100.000	-1,000,000.00	0.00	468.06	1,000,000.00
3133EKFK7	FEDERAL FARM CREDIT BANKS FUNDING CORP	-500,000.00	Sell	07/05/2019	07/05/2019	07/05/2022	100.000	-500,000.00	0.00	347.13	500,000.00
3133EGKT1	FEDERAL FARM CREDIT BANKS FUNDING CORP	2,000,000.00	Buy	12/17/2019	12/18/2019	07/11/2024	100.000	2,000,000.00	18,142.22	0.00	-2,018,142.22
3133EGKT1	FEDERAL FARM CREDIT BANKS FUNDING CORP	-2,000,000.00	Sell	03/03/2020	03/03/2020	07/11/2024	100.000	-2,000,000.00	-6,008.89	0.00	2,006,008.89

Portfolio Trading Activity

07/01/2019 - 06/30/2020

[Return to Table of Contents](#)

Jackson County-Agg All (33461)

Dated: 10/19/2020

Identifier	Description	Current Units	Transaction Type	Trade Date	Settle Date	Final Maturity	Price	Principal	Accrued Interest	Realized Gain/Loss	Amount
3133ELEU4	FEDERAL FARM CREDIT BANKS FUNDING CORP	2,000,000.00	Buy	12/17/2019	12/20/2019	03/20/2023	100.000	2,000,000.00	0.00	0.00	-2,000,000.00
3133ELEU4	FEDERAL FARM CREDIT BANKS FUNDING CORP	-2,000,000.00	Sell	04/09/2020	04/09/2020	03/20/2023	100.000	-2,000,000.00	-1,931.67	0.00	2,001,931.67
3133ELFF6	FEDERAL FARM CREDIT BANKS FUNDING CORP	1,000,000.00	Buy	12/30/2019	12/31/2019	09/26/2023	100.000	1,000,000.00	263.89	0.00	-1,000,263.89
3133ELFF6	FEDERAL FARM CREDIT BANKS FUNDING CORP	-1,000,000.00	Sell	04/15/2020	04/15/2020	09/26/2023	100.000	-1,000,000.00	-1,002.78	0.00	1,001,002.78
3133ELCG7	FEDERAL FARM CREDIT BANKS FUNDING CORP	1,000,000.00	Buy	01/16/2020	01/17/2020	03/02/2021	100.050	1,000,500.00	2,087.50	0.00	-1,002,587.50
3133ELCG7	FEDERAL FARM CREDIT BANKS FUNDING CORP	-1,000,000.00	Call Redemption	06/02/2020	06/02/2020	03/02/2021	100.000	-1,000,000.00	-4,175.00	0.00	1,004,175.00
3133ELXV1	FEDERAL FARM CREDIT BANKS FUNDING CORP	1,000,000.00	Buy	04/27/2020	04/28/2020	04/28/2025	100.000	1,000,000.00	0.00	0.00	-1,000,000.00
3133ELZG2	FEDERAL FARM CREDIT BANKS FUNDING CORP	1,000,000.00	Buy	05/06/2020	05/13/2020	05/13/2025	100.000	1,000,000.00	0.00	0.00	-1,000,000.00
3133ELZG2	FEDERAL FARM CREDIT BANKS FUNDING CORP	1,000,000.00	Buy	05/06/2020	05/13/2020	05/13/2025	100.000	1,000,000.00	0.00	0.00	-1,000,000.00
3133ELZY3	FEDERAL FARM CREDIT BANKS FUNDING CORP	1,000,000.00	Buy	05/26/2020	05/27/2020	05/20/2024	100.000	1,000,000.00	124.44	0.00	-1,000,124.44
3133ELE42	FEDERAL FARM CREDIT BANKS FUNDING CORP	2,000,000.00	Buy	05/27/2020	06/02/2020	06/02/2025	100.000	2,000,000.00	0.00	0.00	-2,000,000.00
313380Z75	FEDERAL HOME LOAN BANKS	-147,058.82	Maturity	10/24/2019	10/24/2019	10/24/2019	100.000	-147,058.82	0.00	0.00	147,058.82
313383HU8	FEDERAL HOME LOAN BANKS	-1,000,000.00	Maturity	06/12/2020	06/12/2020	06/12/2020	100.000	-1,000,000.00	0.00	0.00	1,000,000.00
3130A9DR9	FEDERAL HOME LOAN BANKS	-1,000,000.00	Sell	03/12/2020	03/12/2020	09/14/2020	100.000	-1,000,000.00	-7,021.11	0.00	1,007,021.11
3130A9KE0	FEDERAL HOME LOAN BANKS	-1,000,000.00	Sell	03/13/2020	03/13/2020	09/23/2020	100.000	-1,000,000.00	-6,611.11	79.67	1,006,611.11
3130A9NK3	FEDERAL HOME LOAN BANKS	-1,000,000.00	Sell	03/13/2020	03/13/2020	10/06/2020	100.000	-1,000,000.00	-5,996.53	0.00	1,005,996.53
3130A9TJ0	FEDERAL HOME LOAN BANKS	-2,355,000.00	Maturity	05/15/2020	05/15/2020	05/15/2020	100.000	-2,355,000.00	0.00	0.00	2,355,000.00
313381Z57	FEDERAL HOME LOAN BANKS	-2,000,000.00	Call Redemption	05/11/2020	05/11/2020	02/11/2021	100.000	-2,000,000.00	0.00	3,917.30	2,000,000.00
3130ACW59	FEDERAL HOME LOAN BANKS	-1,000,000.00	Sell	09/16/2019	09/16/2019	12/15/2021	100.000	-1,000,000.00	0.00	561.94	1,000,000.00
3130ACNM2	FEDERAL HOME LOAN BANKS	-1,000,000.00	Sell	10/28/2019	10/28/2019	10/26/2022	100.000	-1,000,000.00	0.00	2,604.76	1,000,000.00
3130ACX82	FEDERAL HOME LOAN BANKS	-2,000,000.00	Sell	08/20/2019	08/20/2019	12/05/2022	100.000	-2,000,000.00	0.00	1,845.70	2,000,000.00
3130ADC26	FEDERAL HOME LOAN BANKS	-500,000.00	Sell	10/29/2019	10/29/2019	01/29/2021	100.000	-500,000.00	0.00	627.97	500,000.00
3130ADFH0	FEDERAL HOME LOAN BANKS	-2,000,000.00	Sell	07/09/2019	07/09/2019	01/23/2023	100.000	-2,000,000.00	0.00	48,642.94	2,000,000.00
3130A9ZE4	FEDERAL HOME LOAN BANKS	-1,300,000.00	Sell	03/09/2020	03/09/2020	12/07/2023	100.000	-1,300,000.00	-6,500.00	35,793.57	1,306,500.00
3130AG6S9	FEDERAL HOME LOAN BANKS	-1,000,000.00	Sell	07/05/2019	07/05/2019	04/05/2023	100.000	-1,000,000.00	0.00	1,775.93	1,000,000.00
3130AHP31	FEDERAL HOME LOAN BANKS	850,000.00	Buy	12/18/2019	12/19/2019	12/11/2024	100.000	850,000.00	377.78	0.00	-850,377.78
3130AHU92	FEDERAL HOME LOAN BANKS	1,000,000.00	Buy	12/30/2019	01/06/2020	01/06/2025	100.000	1,000,000.00	0.00	0.00	-1,000,000.00
3130A0F70	FEDERAL HOME LOAN BANKS	1,000,000.00	Buy	01/16/2020	01/17/2020	12/08/2023	106.717	1,067,170.00	3,656.25	0.00	-1,070,826.25
3130AHUU5	FEDERAL HOME LOAN BANKS	2,000,000.00	Buy	01/16/2020	01/28/2020	10/28/2024	100.000	2,000,000.00	0.00	0.00	-2,000,000.00
3130AHXJ7	FEDERAL HOME LOAN BANKS	1,000,000.00	Buy	01/16/2020	01/21/2020	01/21/2025	100.000	1,000,000.00	0.00	0.00	-1,000,000.00
3130AJKL2	FEDERAL HOME LOAN BANKS	2,750,000.00	Buy	05/06/2020	05/12/2020	05/12/2025	100.000	2,750,000.00	0.00	0.00	-2,750,000.00
3130AJLA5	FEDERAL HOME LOAN BANKS	1,000,000.00	Buy	05/06/2020	05/19/2020	05/19/2025	100.000	1,000,000.00	0.00	0.00	-1,000,000.00
3130AJPD5	FEDERAL HOME LOAN BANKS	1,000,000.00	Buy	06/08/2020	06/11/2020	06/11/2025	100.000	1,000,000.00	0.00	0.00	-1,000,000.00
3130AJQZ5	FEDERAL HOME LOAN BANKS	1,000,000.00	Buy	06/16/2020	06/30/2020	06/30/2025	100.000	1,000,000.00	0.00	0.00	-1,000,000.00
313400BV4	FEDERAL HOME LOAN MORTGAGE CORP	-115,000.00	Maturity	11/29/2019	11/29/2019	11/29/2019	100.000	-115,000.00	0.00	0.00	115,000.00
3134G8Y86	FEDERAL HOME LOAN MORTGAGE CORP	-1,000,000.00	Maturity	07/26/2019	07/26/2019	07/26/2019	100.000	-1,000,000.00	0.00	0.00	1,000,000.00
3134G8YF0	FEDERAL HOME LOAN MORTGAGE CORP	-1,000,000.00	Maturity	10/28/2019	10/28/2019	10/28/2019	100.000	-1,000,000.00	0.00	0.00	1,000,000.00
3134GARV8	FEDERAL HOME LOAN MORTGAGE CORP	-1,000,000.00	Maturity	10/25/2019	10/25/2019	10/25/2019	100.000	-1,000,000.00	0.00	0.00	1,000,000.00
3134GAQ31	FEDERAL HOME LOAN MORTGAGE CORP	-1,000,000.00	Sell	10/28/2019	10/28/2019	01/26/2022	100.000	-1,000,000.00	0.00	1,091.76	1,000,000.00
3134GB3M2	FEDERAL HOME LOAN MORTGAGE CORP	-500,000.00	Sell	11/25/2019	11/25/2019	02/25/2022	100.000	-500,000.00	0.00	1,341.26	500,000.00
3134GB3V2	FEDERAL HOME LOAN MORTGAGE CORP	-1,000,000.00	Sell	08/28/2019	08/28/2019	11/28/2022	100.000	-1,000,000.00	0.00	490.10	1,000,000.00

Portfolio Trading Activity

07/01/2019 - 06/30/2020

[Return to Table of Contents](#)

Jackson County-Agg All (33461)

Dated: 10/19/2020

Identifier	Description	Current Units	Transaction Type	Trade Date	Settle Date	Final Maturity	Price	Principal	Accrued Interest	Realized Gain/Loss	Amount
3134GSAE5	FEDERAL HOME LOAN MORTGAGE CORP	-1,000,000.00	Sell	09/30/2019	09/30/2019	09/29/2021	100.000	-1,000,000.00	0.00	0.00	1,000,000.00
3134GSUW3	FEDERAL HOME LOAN MORTGAGE CORP	-500,000.00	Sell	08/23/2019	08/23/2019	08/23/2022	100.000	-500,000.00	0.00	0.00	500,000.00
3134GSL60	FEDERAL HOME LOAN MORTGAGE CORP	-1,000,000.00	Sell	12/27/2019	12/27/2019	09/27/2022	100.000	-1,000,000.00	0.00	0.00	1,000,000.00
3134GS3G8	FEDERAL HOME LOAN MORTGAGE CORP	-1,000,000.00	Sell	02/28/2020	02/28/2020	02/28/2024	100.000	-1,000,000.00	0.00	0.00	1,000,000.00
3134GTBF9	FEDERAL HOME LOAN MORTGAGE CORP	-1,000,000.00	Sell	07/11/2019	07/11/2019	10/11/2022	100.000	-1,000,000.00	0.00	0.00	1,000,000.00
3134GTEW9	FEDERAL HOME LOAN MORTGAGE CORP	-1,000,000.00	Sell	04/08/2020	04/08/2020	04/08/2022	100.000	-1,000,000.00	0.00	0.00	1,000,000.00
3134GTGB3	FEDERAL HOME LOAN MORTGAGE CORP	-1,000,000.00	Sell	10/16/2019	10/16/2019	10/16/2023	100.000	-1,000,000.00	0.00	0.00	1,000,000.00
3134GTEA7	FEDERAL HOME LOAN MORTGAGE CORP	-1,000,000.00	Sell	10/25/2019	10/25/2019	01/25/2023	100.000	-1,000,000.00	0.00	0.00	1,000,000.00
3134GUYS3	FEDERAL HOME LOAN MORTGAGE CORP	1,000,000.00	Buy	12/30/2019	12/31/2019	12/23/2024	100.000	1,000,000.00	448.89	0.00	-1,000,448.89
3134GUYS3	FEDERAL HOME LOAN MORTGAGE CORP	-1,000,000.00	Call Redemption	06/23/2020	06/23/2020	12/23/2024	100.000	-1,000,000.00	0.00	0.00	1,000,000.00
3134GUS27	FEDERAL HOME LOAN MORTGAGE CORP	1,000,000.00	Buy	01/16/2020	01/17/2020	10/17/2022	100.020	1,000,200.00	0.00	0.00	-1,000,200.00
3134GU4E7	FEDERAL HOME LOAN MORTGAGE CORP	2,000,000.00	Buy	01/16/2020	01/22/2020	07/22/2024	100.000	2,000,000.00	0.00	0.00	-2,000,000.00
3134GU4F4	FEDERAL HOME LOAN MORTGAGE CORP	1,000,000.00	Buy	01/16/2020	01/17/2020	02/04/2022	100.050	1,000,500.00	0.00	0.00	-1,000,500.00
3134GU3Q1	FEDERAL HOME LOAN MORTGAGE CORP	1,000,000.00	Buy	01/16/2020	01/17/2020	12/17/2024	100.000	1,000,000.00	0.00	0.00	-1,000,000.00
3134GU3Q1	FEDERAL HOME LOAN MORTGAGE CORP	-1,000,000.00	Sell	04/17/2020	04/17/2020	12/17/2024	100.000	-1,000,000.00	0.00	0.00	1,000,000.00
3134G9P27	FEDERAL HOME LOAN MORTGAGE CORP	-1,000,000.00	Sell	01/27/2020	01/27/2020	07/27/2022	100.000	-1,000,000.00	0.00	8,459.60	1,000,000.00
3134GVPK8	FEDERAL HOME LOAN MORTGAGE CORP	1,000,000.00	Buy	04/27/2020	04/29/2020	04/29/2025	100.000	1,000,000.00	0.00	0.00	-1,000,000.00
3134GVPK8	FEDERAL HOME LOAN MORTGAGE CORP	1,000,000.00	Buy	04/27/2020	04/29/2020	04/29/2025	100.000	1,000,000.00	0.00	0.00	-1,000,000.00
3134GVNA2	FEDERAL HOME LOAN MORTGAGE CORP	1,000,000.00	Buy	04/27/2020	04/29/2020	01/29/2024	100.000	1,000,000.00	0.00	0.00	-1,000,000.00
3134GVQZ4	FEDERAL HOME LOAN MORTGAGE CORP	2,000,000.00	Buy	05/05/2020	05/06/2020	05/05/2025	99.950	1,999,000.00	44.44	0.00	-1,999,044.44
3134GVQZ4	FEDERAL HOME LOAN MORTGAGE CORP	1,000,000.00	Buy	05/05/2020	05/07/2020	05/05/2025	100.000	1,000,000.00	44.44	0.00	-1,000,044.44
3134GVQT8	FEDERAL HOME LOAN MORTGAGE CORP	2,250,000.00	Buy	05/05/2020	05/07/2020	05/05/2025	99.850	2,246,625.00	87.50	0.00	-2,246,712.50
3134GVRU4	FEDERAL HOME LOAN MORTGAGE CORP	1,000,000.00	Buy	05/06/2020	05/12/2020	02/12/2025	99.934	999,345.00	0.00	0.00	-999,345.00
3134GVRU4	FEDERAL HOME LOAN MORTGAGE CORP	2,000,000.00	Buy	05/18/2020	05/19/2020	02/12/2025	99.950	1,999,000.00	272.22	0.00	-1,999,272.22
3134GVUE6	FEDERAL HOME LOAN MORTGAGE CORP	2,000,000.00	Buy	05/11/2020	05/13/2020	05/13/2025	100.000	2,000,000.00	0.00	0.00	-2,000,000.00
3134GVVY0	FEDERAL HOME LOAN MORTGAGE CORP	1,000,000.00	Buy	05/18/2020	05/28/2020	05/28/2025	100.000	1,000,000.00	0.00	0.00	-1,000,000.00
3134GVXM5	FEDERAL HOME LOAN MORTGAGE CORP	1,000,000.00	Buy	05/18/2020	05/28/2020	05/28/2025	100.000	1,000,000.00	0.00	0.00	-1,000,000.00
3134GVXM5	FEDERAL HOME LOAN MORTGAGE CORP	2,000,000.00	Buy	05/18/2020	05/28/2020	05/28/2025	100.000	2,000,000.00	0.00	0.00	-2,000,000.00
3134GVZU5	FEDERAL HOME LOAN MORTGAGE CORP	1,000,000.00	Buy	05/26/2020	05/28/2020	05/27/2025	100.000	1,000,000.00	0.00	0.00	-1,000,000.00
3134GVVX3	FEDERAL HOME LOAN MORTGAGE CORP	2,000,000.00	Buy	06/02/2020	06/03/2020	05/28/2025	100.000	2,000,000.00	208.33	0.00	-2,000,208.33
3134GVF94	FEDERAL HOME LOAN MORTGAGE CORP	2,000,000.00	Buy	06/03/2020	06/09/2020	06/09/2025	100.000	2,000,000.00	0.00	0.00	-2,000,000.00
313586RC5	FEDERAL NATIONAL MORTGAGE ASSOCIATION	-1,350,000.00	Maturity	10/09/2019	10/09/2019	10/09/2019	100.000	-1,350,000.00	0.00	0.00	1,350,000.00

Portfolio Trading Activity

07/01/2019 - 06/30/2020

[Return to Table of Contents](#)

Jackson County-Agg All (33461)

Dated: 10/19/2020

Identifier	Description	Current Units	Transaction Type	Trade Date	Settle Date	Final Maturity	Price	Principal	Accrued Interest	Realized Gain/Loss	Amount
3136G0B91	FEDERAL NATIONAL MORTGAGE ASSOCIATION	-1,230,000.00	Maturity	09/18/2019	09/18/2019	09/18/2019	100.000	-1,230,000.00	0.00	0.00	1,230,000.00
3136G2YB7	FEDERAL NATIONAL MORTGAGE ASSOCIATION	-1,000,000.00	Maturity	08/26/2019	08/26/2019	08/26/2019	100.000	-1,000,000.00	0.00	0.00	1,000,000.00
3135G0J95	FEDERAL NATIONAL MORTGAGE ASSOCIATION	-1,000,000.00	Maturity	10/28/2019	10/28/2019	10/28/2019	100.000	-1,000,000.00	0.00	0.00	1,000,000.00
3136G3ZB4	FEDERAL NATIONAL MORTGAGE ASSOCIATION	-100,000.00	Sell	04/27/2020	04/27/2020	07/27/2021	100.000	-100,000.00	-375.00	1,789.75	100,375.00
3136G35C5	FEDERAL NATIONAL MORTGAGE ASSOCIATION	-2,000,000.00	Call Redemption	05/28/2020	05/28/2020	08/28/2020	100.000	-2,000,000.00	0.00	0.00	2,000,000.00
3136G34L6	FEDERAL NATIONAL MORTGAGE ASSOCIATION	-1,000,000.00	Maturity	09/06/2019	09/06/2019	09/06/2019	100.000	-1,000,000.00	0.00	0.00	1,000,000.00
3136G34K8	FEDERAL NATIONAL MORTGAGE ASSOCIATION	-1,000,000.00	Maturity	09/09/2019	09/09/2019	09/09/2019	100.000	-1,000,000.00	0.00	0.00	1,000,000.00
3136G4DB6	FEDERAL NATIONAL MORTGAGE ASSOCIATION	-1,000,000.00	Maturity	03/30/2020	03/30/2020	03/30/2020	100.000	-1,000,000.00	0.00	0.00	1,000,000.00
3136G4AS2	FEDERAL NATIONAL MORTGAGE ASSOCIATION	-500,000.00	Sell	04/13/2020	04/13/2020	10/13/2021	100.000	-500,000.00	0.00	3,623.30	500,000.00
3136G3PY5	FEDERAL NATIONAL MORTGAGE ASSOCIATION	-200,000.00	Sell	03/16/2020	03/16/2020	12/16/2020	100.000	-200,000.00	-775.00	2,052.05	200,775.00
JC2021110125	First Interstate Bank	50,000.00	Buy	09/30/2019	09/30/2019	11/01/2021	100.000	50,000.00	0.00	0.00	-50,000.00
JC2019100220	First Interstate Bank	-1,000,000.00	Maturity	10/02/2019	10/02/2019	10/02/2019	100.000	-1,000,000.00	0.00	0.00	1,000,000.00
JC20200414225	First Interstate Bank	22,500.00	Buy	11/13/2019	11/13/2019	04/14/2020	100.000	22,500.00	0.00	0.00	-22,500.00
JC20200414225	First Interstate Bank	-1,000,000.00	Maturity	04/13/2020	04/13/2020	04/14/2020	100.000	-1,000,000.00	0.00	0.00	1,000,000.00
JC20200414225	First Interstate Bank	-22,500.00	Maturity	04/13/2020	04/13/2020	04/14/2020	100.000	-22,500.00	0.00	0.00	22,500.00
JC2020122824	First Interstate Bank	24,000.00	Buy	11/27/2019	11/27/2019	12/28/2020	100.000	24,000.00	0.00	0.00	-24,000.00
36966RW77	GENERAL ELECTRIC CAPITAL CORPORATION	-1,015,000.00	Maturity	03/15/2020	03/15/2020	03/15/2020	100.000	-1,015,000.00	0.00	0.00	1,015,000.00
432092SG0	HILLSBORO ORE	-160,000.00	Maturity	06/01/2020	06/01/2020	06/01/2020	100.000	-160,000.00	0.00	0.00	160,000.00
459200HM6	INTERNATIONAL BUSINESS MACHINES CORP	-1,651,000.00	Maturity	05/15/2020	05/15/2020	05/15/2020	100.000	-1,651,000.00	0.00	0.00	1,651,000.00
459200JF9	INTERNATIONAL BUSINESS MACHINES CORP	-2,000,000.00	Call Redemption	03/06/2020	03/06/2020	02/19/2021	100.793	-2,015,850.94	0.00	15,850.94	2,015,850.94
BOTC5782	Jackson County BOTC MMF	-361,160,000.00	Sell	---	---	06/30/2020	1.000	-361,160,000.00	0.00	0.00	361,160,000.00
BOTC5782	Jackson County BOTC MMF	358,819,533.77	Buy	---	---	06/30/2020	1.000	358,819,533.77	0.00	0.00	-358,819,533.77
473448CY2	JEFFERSON CNTY ORE SCH DIST NO 509J	-475,000.00	Maturity	06/15/2020	06/15/2020	06/15/2020	100.000	-475,000.00	0.00	0.00	475,000.00
478160BT0	JOHNSON & JOHNSON	1,000,000.00	Buy	12/30/2019	01/02/2020	03/01/2023	100.714	1,007,140.00	6,890.28	0.00	-1,014,030.28
46625HJH4	JPMORGAN CHASE & CO	2,000,000.00	Buy	12/18/2019	12/19/2019	01/25/2023	103.344	2,066,880.00	25,600.00	0.00	-2,092,480.00
48127HAA7	JPMORGAN CHASE & CO	-1,000,000.00	Maturity	10/22/2019	10/22/2019	10/22/2019	100.000	-1,000,000.00	0.00	0.00	1,000,000.00
46625HKA7	JPMORGAN CHASE & CO	-1,000,000.00	Sell	08/28/2019	08/28/2019	01/23/2020	100.049	-1,000,487.50	-2,187.50	905.37	1,002,675.00
46625HJE1	JPMORGAN CHASE & CO	1,395,000.00	Buy	12/18/2019	12/20/2019	09/23/2022	103.336	1,441,541.51	10,956.56	0.00	-1,452,498.07
46625HJT8	JPMORGAN CHASE & CO	1,000,000.00	Buy	12/18/2019	12/20/2019	02/01/2024	106.714	1,067,140.00	14,961.81	0.00	-1,082,101.81
49327M2F0	KEYBANK NA	-2,000,000.00	Maturity	12/15/2019	12/15/2019	12/15/2019	100.000	-2,000,000.00	0.00	0.00	2,000,000.00
495289WB2	KING CNTY WASH SWR REV	835,000.00	Buy	03/20/2020	03/24/2020	07/01/2020	100.797	841,654.95	9,625.69	0.00	-851,280.64
JCKSNCNTY	LGIP	60,979,927.44	Buy	---	---	06/30/2020	1.000	60,979,927.44	0.00	0.00	-60,979,927.44
JCKSNCNTY	LGIP	-28,091,660.49	Sell	---	---	06/30/2020	1.000	-28,091,660.49	0.00	0.00	28,091,660.49
5446465F5	LOS ANGELES CALIF UNI SCH DIST	1,115,000.00	Buy	03/19/2020	03/23/2020	07/01/2022	105.258	1,173,626.70	12,698.61	0.00	-1,186,325.31
625485CF2	MULTNOMAH-CLACKAMAS CNTYS ORE CENTENNIAL SCH DIST	145,000.00	Buy	03/26/2020	03/30/2020	06/01/2023	89.443	129,692.35	0.00	0.00	-129,692.35
654106AH6	NIKE INC	2,000,000.00	Buy	05/26/2020	05/28/2020	03/27/2025	107.400	2,148,000.00	8,133.33	0.00	-2,156,133.33
68607DTJ4	OREGON ST DEPT TRANSN HWY USER TAX REV	100,000.00	Buy	03/20/2020	03/24/2020	11/15/2021	103.176	103,176.00	1,791.67	0.00	-104,967.67
68607DTK1	OREGON ST DEPT TRANSN HWY USER TAX REV	125,000.00	Buy	03/23/2020	03/25/2020	11/15/2022	105.034	131,292.50	2,256.94	0.00	-133,549.44
720653JL9	PIERCE CNTY WASH SWR REV	-500,000.00	Maturity	08/01/2019	08/01/2019	08/01/2019	100.000	-500,000.00	0.00	0.00	500,000.00
73474TAE0	PORT MORROW ORE TRANSMISSION FACS REV	-500,000.00	Maturity	09/01/2019	09/01/2019	09/01/2019	100.000	-500,000.00	0.00	0.00	500,000.00
735240H22	PORT PORTLAND ORE ARPT REV	105,000.00	Buy	04/13/2020	04/15/2020	07/01/2023	109.609	115,089.45	1,516.67	0.00	-116,606.12

Portfolio Trading Activity

07/01/2019 - 06/30/2020

Jackson County-Agg All (33461)

Dated: 10/19/2020

[Return to Table of Contents](#)

Identifier	Description	Current Units	Transaction Type	Trade Date	Settle Date	Final Maturity	Price	Principal	Accrued Interest	Realized Gain/Loss	Amount
735389QL5	PORT SEATTLE WASH REV	1,450,000.00	Buy	05/07/2020	05/11/2020	09/01/2023	104.632	1,517,164.00	14,097.22	0.00	-1,531,261.22
735524MP2	PORT VANCOUVER WASH	-250,000.00	Maturity	12/01/2019	12/01/2019	12/01/2019	100.000	-250,000.00	0.00	0.00	250,000.00
736679KX8	PORTLAND ORE	1,000,000.00	Buy	03/24/2020	03/26/2020	06/01/2022	106.360	1,063,600.00	24,600.42	0.00	-1,088,200.42
736679KX8	PORTLAND ORE	-295,000.00	Sell	06/01/2020	06/01/2020	06/01/2022	100.000	-295,000.00	0.00	-17,184.77	295,000.00
740189AL9	PRECISION CASTPARTS CORP	-2,000,000.00	Call Redemption	05/15/2020	05/15/2020	06/15/2020	100.000	-2,000,000.00	0.00	0.00	2,000,000.00
760133TR9	RENTON WASH	-200,000.00	Maturity	12/01/2019	12/01/2019	12/01/2019	100.000	-200,000.00	0.00	0.00	200,000.00
769036BM5	RIVERSIDE CALIF PENSION OBLIG	3,030,000.00	Buy	06/11/2020	06/15/2020	06/01/2025	102.258	3,098,417.40	743.02	0.00	-3,099,160.42
794458DQ9	SALEM ORE HOSP FAC AUTH REV	-100,000.00	Maturity	05/15/2020	05/15/2020	05/15/2020	100.000	-100,000.00	0.00	0.00	100,000.00
79770GGP5	SAN FRANCISCO CALIF CITY & CNTY REDEV AGY SUCCESSO	1,000,000.00	Buy	04/14/2020	04/16/2020	08/01/2022	100.498	1,004,980.00	4,947.92	0.00	-1,009,927.92
798135H51	SAN JOSE CALIF	560,000.00	Buy	05/06/2020	05/08/2020	09/01/2023	103.562	579,947.20	2,397.11	0.00	-582,344.31
833068NC9	SNOHOMISH & ISLAND CNTYS WASH SCH DIST NO 401 STAN	1,000,000.00	Buy	05/06/2020	05/08/2020	12/15/2024	118.444	1,184,440.00	19,861.11	0.00	-1,204,301.11
89114RHB5	TORONTO-DOMINION BANK	1,000,000.00	Buy	04/01/2020	04/13/2020	04/13/2023	100.000	1,000,000.00	0.00	0.00	-1,000,000.00
89236TBP9	TOYOTA MOTOR CREDIT CORP	-2,000,000.00	Maturity	07/18/2019	07/18/2019	07/18/2019	100.000	-2,000,000.00	0.00	0.00	2,000,000.00
89546RHP2	TRI-CNTY MET TRANSN DIST ORE REV	-95,000.00	Call Redemption	09/01/2019	09/01/2019	09/01/2019	100.000	-95,000.00	0.00	0.00	95,000.00
91159JAA4	U.S. BANCORP	3,914,000.00	Buy	05/18/2020	05/20/2020	07/15/2022	104.256	4,080,579.84	40,091.32	0.00	-4,120,671.16
912828D80	UNITED STATES TREASURY	-500,000.00	Maturity	08/31/2019	08/31/2019	08/31/2019	100.000	-500,000.00	0.00	0.00	500,000.00
912828YJ3	UNITED STATES TREASURY	1,000,000.00	Buy	12/30/2019	12/31/2019	09/30/2021	99.862	998,620.00	3,770.49	0.00	-1,002,390.49
90331HML4	US BANK NA	-660,000.00	Sell	09/30/2019	09/30/2019	10/28/2019	100.000	-660,000.00	0.00	0.00	660,000.00
90331HNU3	US BANK NA	-500,000.00	Call Redemption	06/24/2020	06/24/2020	07/24/2020	100.000	-500,000.00	0.00	40.55	500,000.00
93730PAG1	WASHINGTON BIOMEDICAL RESH FACS 3 WASH LEASE REV	-500,000.00	Maturity	07/01/2019	07/01/2019	07/01/2019	100.000	-500,000.00	0.00	0.00	500,000.00
938240CG1	WASHINGTON CNTY ORE CLEAN WTR SVCS SEW REV	500,000.00	Buy	05/20/2020	05/22/2020	10/01/2020	101.256	506,280.00	3,278.17	0.00	-509,558.17
94974BGF1	WELLS FARGO & CO	-4,915,000.00	Maturity	01/30/2020	01/30/2020	01/30/2020	100.000	-4,915,000.00	0.00	0.00	4,915,000.00
94988J5N3	WELLS FARGO BANK NA	1,250,000.00	Buy	03/26/2020	03/30/2020	01/15/2021	99.842	1,248,025.00	6,770.83	0.00	-1,254,795.83
94988J5N3	WELLS FARGO BANK NA	2,000,000.00	Buy	03/26/2020	03/30/2020	01/15/2021	99.958	1,999,160.00	10,833.33	0.00	-2,009,993.33
961214CP6	WESTPAC BANKING CORP	-1,000,000.00	Maturity	05/26/2020	05/26/2020	05/26/2020	100.000	-1,000,000.00	0.00	0.00	1,000,000.00
---	---	22,512,741.90	---	---	---	11/25/2020	---	23,911,005.88	274,988.53	150,946.07	-24,185,994.41

* Showing transactions with Trade Date within selected date range. * Weighted by: Absolute Value of Principal. * MMF transactions are collapsed.

* The Transaction Detail/Trading Activity reports provide our most up-to-date transactional details. As such, these reports are subject to change even after the other reports on the website have been locked down. While these reports can be useful tools in understanding recent activity, due to their dynamic nature we do not recommend using them for booking journal entries or reconciliation.