



Monthly Investment Report

Jackson County-Agg All (33461)

[07-01-2021]--[07-31-2021]
07/01/2021 - 07/31/2021

Dated: 12/13/2021

Locked Down

<u>Public Dashboard (Jackson County-Agg All (33461))</u>	1
<u>GAAP Balance Sheet by Lot (Jackson County-Agg All (33461))</u>	4
<u>Accrual Earning Report (Jackson County-Agg All (33461))</u>	10
<u>Duration with Graph (Jackson County-Agg All (33461))</u>	17
<u>Summary by Issuer (Jackson County-Agg All (33461))</u>	18
<u>Portfolio Trading Activity (Jackson County-Agg All (33461))</u>	20

Balance Sheet

Book Value + Accrued	282,768,153.32
Net Unrealized Gain/Loss	1,483,291.36
Market Value + Accrued	284,251,444.68

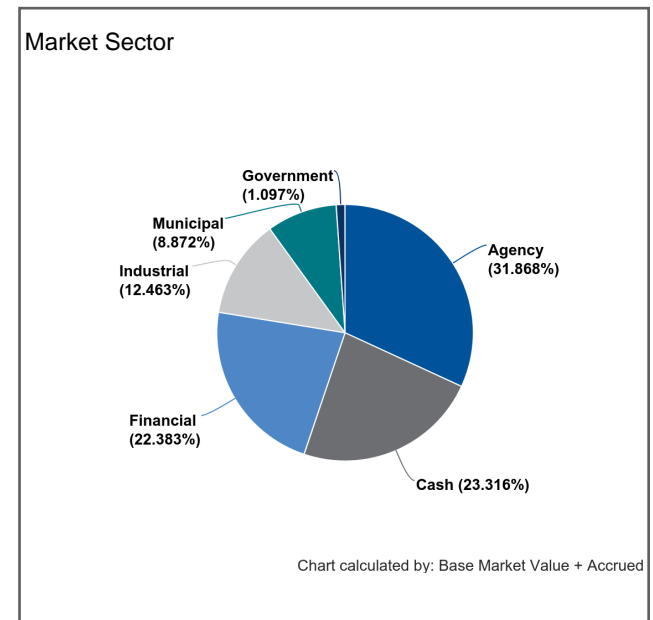
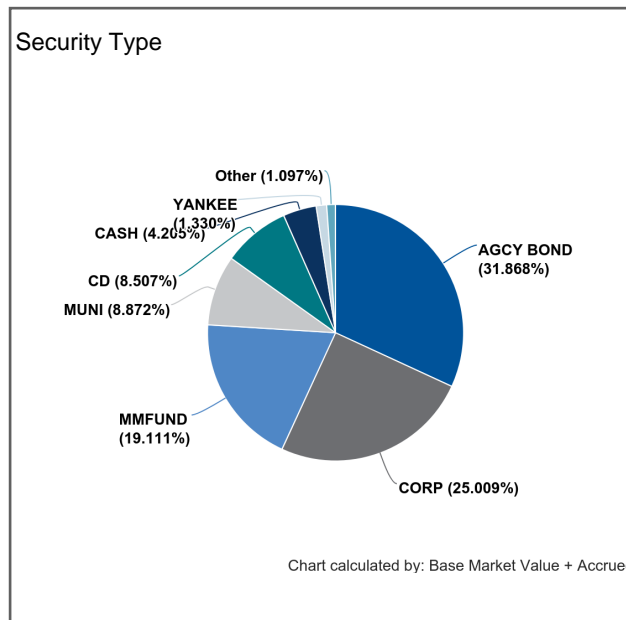
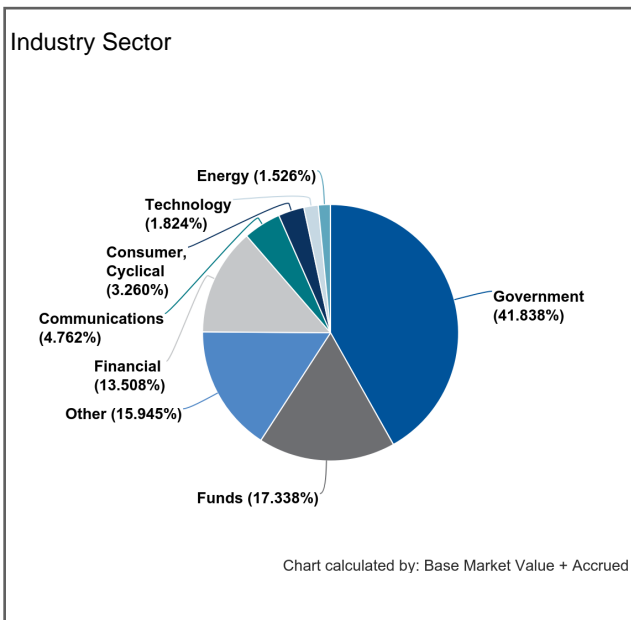
Cash and Fixed Income Summary

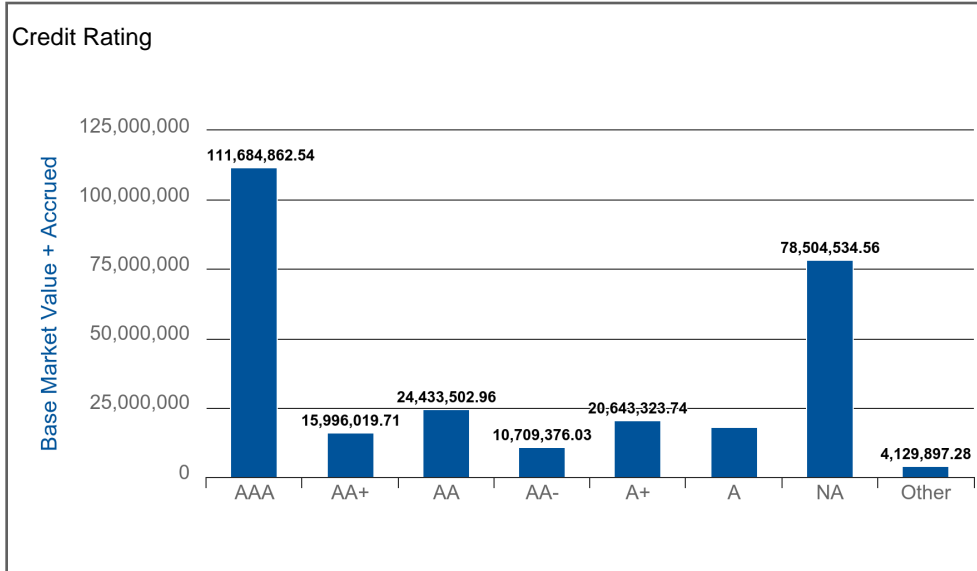
Risk Metric	Value
Cash	11,952,778.50
MMFund	54,323,802.71
Fixed Income	217,974,863.47
Duration	1.363
Convexity	-0.566
WAL	1.859
Years to Final Maturity	2.043
Years to Effective Maturity	1.858
Yield	0.787
Book Yield	1.271
Avg Credit Rating	AA/Aa2/AA

Issuer Concentration

Issuer Concentration	% of Base Market Value + Accrued
Other	38.683%
(JCKSNCNTY) Oregon Treasury	17.338%
Federal Home Loan Mortgage Corporation	11.464%
Federal Home Loan Banks	8.164%
Farm Credit System	8.020%
(CD5331) Umpqua Bank	7.715%
Apple Inc.	4.383%
The Toronto-Dominion Bank	4.232%
---	100.000%

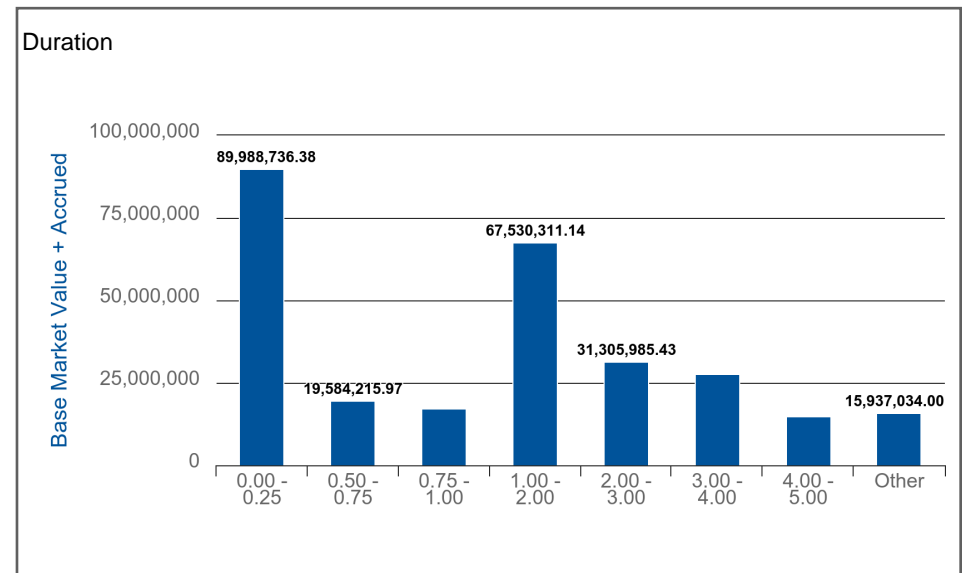
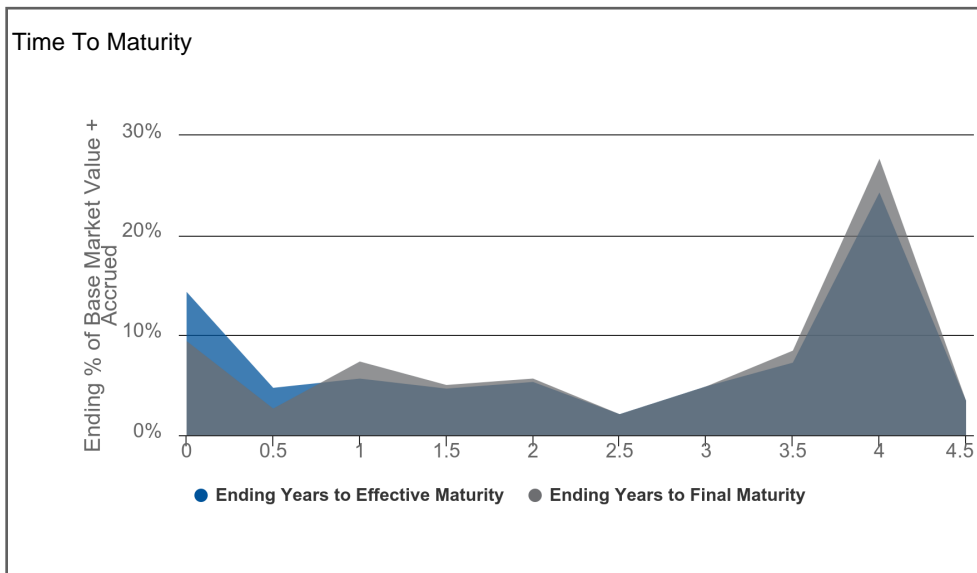
Footnotes: 1,2





Credit Duration Heat Map

Rating	0 - 1	1 - 2	2 - 3	3 - 4	4 - 5	5 - 7	7 - 10	10 - 15	15 - 30
AAA	13.442%	15.568%	4.830%	2.794%	2.657%	0.000%	0.000%	0.000%	0.000%
AA	4.913%	4.879%	1.609%	6.590%	0.000%	0.000%	0.000%	0.000%	0.000%
A	3.934%	2.575%	4.574%	0.401%	2.523%	0.000%	0.000%	0.000%	0.000%
BBB	0.358%	0.735%	0.000%	0.000%	0.000%	0.000%	0.000%	0.000%	0.000%
BB	0.000%	0.000%	0.000%	0.000%	0.000%	0.000%	0.000%	0.000%	0.000%
B	0.000%	0.000%	0.000%	0.000%	0.000%	0.000%	0.000%	0.000%	0.000%
CCC	0.000%	0.000%	0.000%	0.000%	0.000%	0.000%	0.000%	0.000%	0.000%
CC	0.000%	0.000%	0.000%	0.000%	0.000%	0.000%	0.000%	0.000%	0.000%
C	0.000%	0.000%	0.000%	0.000%	0.000%	0.000%	0.000%	0.000%	0.000%
NA	25.845%	0.000%	0.000%	0.000%	0.000%	0.000%	0.000%	0.000%	0.000%



1: * Grouped by: Issuer Concentration. 2: * Groups Sorted by: % of Base Market Value + Accrued.

GAAP Balance Sheet by Lot

Jackson County-Agg All (33461)

As of 07/31/2021

[Return to Table of Contents](#)

Dated: 12/13/2021

Account	Identifier, Description	Current Units	Currency	BS Class	Trade Date	Final Maturity	Book Value	Interest/Dividend Due	Accrued Balance	Net Unrealized Gain/Loss	Market Value	Market Value + Accrued
Jackson County-Zions Bank	023135AZ9 AMAZON.COM INC	1,000,000.00	USD	LT	12/30/2019	08/22/2024	1,023,312.19	0.00	12,366.67	41,696.81	1,065,009.00	1,077,375.67
Jackson County-Zions Bank	037833AK6 APPLE INC	1,000,000.00	USD	LT	02/04/2019	05/03/2023	993,575.18	0.00	5,866.67	43,292.82	1,036,868.00	1,042,734.67
Jackson County-Zions Bank	037833AZ3 APPLE INC	2,000,000.00	USD	LT	02/03/2021	02/09/2025	2,135,833.45	0.00	23,888.89	-13,049.45	2,122,784.00	2,146,672.89
Jackson County-Zions Bank	037833BF6 APPLE INC	1,000,000.00	USD	ST	03/14/2018	05/13/2022	998,390.19	0.00	5,850.00	21,293.81	1,019,684.00	1,025,534.00
Jackson County-Zions Bank	037833CQ1 APPLE INC	2,000,000.00	USD	ST	12/05/2017	05/11/2022	1,998,458.91	0.00	10,222.22	30,725.09	2,029,184.00	2,039,406.22
Jackson County-Zions Bank	037833CQ1 APPLE INC	1,775,000.00	USD	ST	04/05/2019	05/11/2022	1,771,971.80	0.00	9,072.22	28,929.00	1,800,900.80	1,809,973.02
Jackson County-Zions Bank	037833DC1 APPLE INC	1,000,000.00	USD	LT	02/04/2019	09/12/2022	993,452.07	0.00	8,108.33	26,003.93	1,019,456.00	1,027,564.33
Jackson County-Zions Bank	037833DX5 APPLE INC	3,388,000.00	USD	LT	11/10/2020	08/20/2025	3,388,000.00	0.00	8,333.54	-30,292.11	3,357,707.89	3,366,041.43
Jackson County-Zions Bank	06051GEM7 BANK OF AMERICA CORP	1,000,000.00	USD	ST	12/30/2019	01/24/2022	1,017,471.45	0.00	1,108.33	7,553.55	1,025,025.00	1,026,133.33
Jackson County-Zions Bank	06051GFB0 BANK OF AMERICA CORP	1,000,000.00	USD	LT	02/20/2019	01/22/2024	1,019,036.88	0.00	1,031.25	68,592.12	1,087,629.00	1,088,660.25
Jackson County-Zions Bank	06367WHH9 BANK OF MONTREAL	1,000,000.00	USD	LT	12/18/2019	02/05/2024	1,025,035.30	0.00	16,133.33	43,984.70	1,069,020.00	1,085,153.33
Jackson County-Zions Bank	06367WJM6 BANK OF MONTREAL	2,000,000.00	USD	ST	12/18/2019	03/26/2022	2,011,363.41	0.00	20,138.89	23,594.59	2,034,958.00	2,055,096.89
Jackson County-Zions Bank	06367WJM6 BANK OF MONTREAL	1,000,000.00	USD	ST	12/18/2019	03/26/2022	1,005,662.78	0.00	10,069.44	11,816.22	1,017,479.00	1,027,548.44
Jackson County-Zions Bank	06406RAG2 BANK OF NEW YORK MELLON CORP	1,000,000.00	USD	LT	08/17/2018	04/28/2023	1,003,032.12	0.00	9,041.67	53,271.88	1,056,304.00	1,065,345.67
Jackson County-Zions Bank	084670BR8 BERKSHIRE HATHAWAY INC	1,000,000.00	USD	LT	02/20/2019	03/15/2023	1,000,687.90	0.00	10,388.89	36,286.10	1,036,974.00	1,047,362.89
Jackson County-Zions Bank	13063DFT0 CALIFORNIA ST	1,000,000.00	USD	LT	03/20/2020	10/01/2024	1,071,226.94	0.00	16,666.67	80,323.06	1,151,550.00	1,168,216.67
Jackson County-Zions Bank	13063DSU3 CALIFORNIA ST	1,000,000.00	USD	LT	03/19/2020	03/01/2023	1,019,611.55	0.00	16,666.67	41,738.45	1,061,350.00	1,078,016.67
Jackson County-Zions Bank	179198JF4 CLACKAMAS CNTY ORE SCH DIST NO 086	230,000.00	USD	LT	04/06/2021	06/15/2024	232,157.75	0.00	243.93	1,133.55	233,291.30	233,535.23
Jackson County-Zions Bank	179198JG2 CLACKAMAS CNTY ORE SCH DIST NO 086	100,000.00	USD	LT	09/24/2020	06/15/2025	100,302.35	0.00	118.83	1,222.65	101,525.00	101,643.83
Jackson County-Zions Bank	179198JG2 CLACKAMAS CNTY ORE SCH DIST NO 086	1,365,000.00	USD	LT	11/16/2020	06/15/2025	1,387,444.75	0.00	1,622.08	-1,628.50	1,385,816.25	1,387,438.32
Jackson County-Zions Bank	22160KAK1 COSTCO WHOLESALE CORP	1,000,000.00	USD	ST	12/30/2019	05/18/2022	1,004,025.81	0.00	4,663.89	11,144.19	1,015,170.00	1,019,833.89
Jackson County-Zions Bank	22546QAP2 CREDIT SUISSE AG (NEW YORK BRANCH)	3,000,000.00	USD	LT	04/26/2021	09/09/2024	3,243,582.07	0.00	42,895.83	18,842.93	3,262,425.00	3,305,320.83
Jackson County-Zions Bank	30231GBH4 EXXON MOBIL CORP	4,000,000.00	USD	LT	02/03/2021	03/19/2025	4,315,427.20	0.00	43,882.67	-21,199.20	4,294,228.00	4,338,110.67
Jackson County-Zions Bank	3130A0F70 FEDERAL HOME LOAN BANKS	1,000,000.00	USD	LT	01/16/2020	12/08/2023	1,040,604.53	0.00	4,968.75	32,365.47	1,072,970.00	1,077,938.75
Jackson County-Zions Bank	3130AJLA5 FEDERAL HOME LOAN BANKS	1,000,000.00	USD	LT	05/06/2020	05/19/2025	1,000,000.00	0.00	1,500.00	77.00	1,000,077.00	1,001,577.00
Jackson County-Zions Bank	3130AJSY6 FEDERAL HOME LOAN BANKS	1,000,000.00	USD	LT	06/03/2021	07/15/2025	1,000,000.00	0.00	302.22	-584.00	999,416.00	999,718.22
Jackson County-Zions Bank	3130AK5E2 FEDERAL HOME LOAN BANKS	2,000,000.00	USD	LT	10/30/2020	09/04/2025	1,996,209.62	0.00	3,062.50	-13,679.62	1,982,530.00	1,985,592.50
Jackson County-Zions Bank	3130AKPN0 FEDERAL HOME LOAN BANKS	3,000,000.00	USD	LT	01/13/2021	01/29/2026	3,000,000.00	0.00	100.00	-19,125.00	2,980,875.00	2,980,975.00
Jackson County-Zions Bank	3130AKXV3 FEDERAL HOME LOAN BANKS	3,160,000.00	USD	LT	05/10/2021	11/18/2024	3,146,478.91	0.00	4,292.33	-3,590.31	3,142,888.60	3,147,180.93

GAAP Balance Sheet by Lot

Jackson County-Agg All (33461)

As of 07/31/2021

[Return to Table of Contents](#)

Dated: 12/13/2021

Account	Identifier, Description	Current Units	Currency	BS Class	Trade Date	Final Maturity	Book Value	Interest/Dividend Due	Accrued Balance	Net Unrealized Gain/Loss	Market Value	Market Value + Accrued
Jackson County-Zions Bank	3130AMHQ8 FEDERAL HOME LOAN BANKS	5,000,000.00	USD	LT	06/02/2021	02/27/2025	5,000,000.00	0.00	5,555.56	1,695.00	5,001,695.00	5,007,250.56
Jackson County-Zions Bank	3130AMSB9 FEDERAL HOME LOAN BANKS	5,000,000.00	USD	LT	06/02/2021	06/16/2025	5,000,000.00	0.00	4,375.00	2,590.00	5,002,590.00	5,006,965.00
Jackson County-Zions Bank	3130ANEJ5 FEDERAL HOME LOAN BANKS	2,000,000.00	USD	LT	07/21/2021	01/28/2025	2,000,000.00	0.00	86.67	-946.00	1,999,054.00	1,999,140.67
Jackson County-Zions Bank	3132X0G39 FEDERAL AGRICULTURAL MORTGAGE CORP	500,000.00	USD	LT	01/30/2018	01/30/2023	499,441.17	0.00	34.72	17,879.83	517,321.00	517,355.72
Jackson County-Zions Bank	3133EJSD2 FEDERAL FARM CREDIT BANKS FUNDING CORP	1,000,000.00	USD	LT	11/16/2018	06/19/2023	998,419.04	0.00	3,371.67	52,475.96	1,050,895.00	1,054,266.67
Jackson County-Zions Bank	3133EMAB8 FEDERAL FARM CREDIT BANKS FUNDING CORP	2,000,000.00	USD	LT	10/28/2020	06/17/2024	1,999,366.39	0.00	953.33	-1,148.39	1,998,218.00	1,999,171.33
Jackson County-Zions Bank	3133EMB4 FEDERAL FARM CREDIT BANKS FUNDING CORP	1,000,000.00	USD	LT	10/02/2020	09/29/2025	1,000,000.00	0.00	1,796.11	-5,328.00	994,672.00	996,468.11
Jackson County-Zions Bank	3133EMB4 FEDERAL FARM CREDIT BANKS FUNDING CORP	2,000,000.00	USD	LT	10/02/2020	09/29/2025	2,000,000.00	0.00	3,592.22	-10,656.00	1,989,344.00	1,992,936.22
Jackson County-Zions Bank	3133EMDZ2 FEDERAL FARM CREDIT BANKS FUNDING CORP	2,000,000.00	USD	LT	10/22/2020	10/21/2025	1,998,309.21	0.00	2,888.89	-10,529.21	1,987,780.00	1,990,668.89
Jackson County-Zions Bank	3133EMF98 FEDERAL FARM CREDIT BANKS FUNDING CORP	2,000,000.00	USD	LT	06/02/2021	06/09/2025	2,000,000.00	0.00	1,877.78	-1,344.00	1,998,656.00	2,000,533.78
Jackson County-Zions Bank	3133EMFC1 FEDERAL FARM CREDIT BANKS FUNDING CORP	2,000,000.00	USD	LT	10/30/2020	07/29/2025	1,999,157.23	0.00	58.89	-6,947.23	1,992,210.00	1,992,268.89
Jackson County-Zions Bank	3133EMFC1 FEDERAL FARM CREDIT BANKS FUNDING CORP	6,205,000.00	USD	LT	11/05/2020	07/29/2025	6,203,689.62	0.00	182.70	-22,858.09	6,180,831.53	6,181,014.23
Jackson County-Zions Bank	3133EMLE0 FEDERAL FARM CREDIT BANKS FUNDING CORP	2,000,000.00	USD	LT	01/04/2021	09/22/2023	2,000,000.00	0.00	1,361.67	-2,398.00	1,997,602.00	1,998,963.67
Jackson County-Zions Bank	3133EMPV8 FEDERAL FARM CREDIT BANKS FUNDING CORP	2,000,000.00	USD	LT	02/03/2021	02/03/2025	1,999,297.53	0.00	3,164.44	-12,249.53	1,987,048.00	1,990,212.44
Jackson County-Zions Bank	3133EMYD8 FEDERAL FARM CREDIT BANKS FUNDING CORP	600,000.00	USD	LT	06/07/2021	11/03/2025	600,000.00	0.00	1,246.67	52.80	600,052.80	601,299.47
Jackson County-Zions Bank	3134GSET8 FEDERAL HOME LOAN MORTGAGE CORP	500,000.00	USD	ST	03/14/2018	08/27/2021	499,989.69	0.00	5,347.22	865.31	500,855.00	506,202.22
Jackson County-Zions Bank	3134GVVX3 FEDERAL HOME LOAN MORTGAGE CORP	2,000,000.00	USD	LT	06/02/2020	05/28/2025	2,000,000.00	0.00	2,625.00	918.00	2,000,918.00	2,003,543.00
Jackson County-Zions Bank	3134GW3W4 FEDERAL HOME LOAN MORTGAGE CORP	2,000,000.00	USD	LT	10/28/2020	10/28/2024	2,000,000.00	0.00	2,118.33	-4,100.00	1,995,900.00	1,998,018.33
Jackson County-Zions Bank	3134GW5P7 FEDERAL HOME LOAN MORTGAGE CORP	5,000,000.00	USD	LT	10/26/2020	10/27/2025	5,000,000.00	0.00	7,833.33	-17,190.00	4,982,810.00	4,990,643.33
Jackson County-Zions Bank	3134GWUV6 FEDERAL HOME LOAN MORTGAGE CORP	1,000,000.00	USD	LT	10/22/2020	09/30/2025	1,000,000.00	0.00	1,747.78	-5,434.00	994,566.00	996,313.78
Jackson County-Zions Bank	3134GWUV6 FEDERAL HOME LOAN MORTGAGE CORP	2,375,000.00	USD	LT	10/30/2020	09/30/2025	2,372,985.29	0.00	4,150.97	-10,891.04	2,362,094.25	2,366,245.22
Jackson County-Zions Bank	3134GWV52 FEDERAL HOME LOAN MORTGAGE CORP	3,825,000.00	USD	LT	10/02/2020	09/30/2025	3,824,201.29	0.00	6,428.13	-21,661.69	3,802,539.60	3,808,967.73
Jackson County-Zions Bank	3134GWXE1 FEDERAL HOME LOAN MORTGAGE CORP	2,000,000.00	USD	LT	10/02/2020	06/30/2025	2,000,000.00	0.00	3,361.11	-8,330.00	1,991,670.00	1,995,031.11

GAAP Balance Sheet by Lot

Jackson County-Agg All (33461)

As of 07/31/2021

[Return to Table of Contents](#)

Dated: 12/13/2021

Account	Identifier, Description	Current Units	Currency	BS Class	Trade Date	Final Maturity	Book Value	Interest/Dividend Due	Accrued Balance	Net Unrealized Gain/Loss	Market Value	Market Value + Accrued
Jackson County-Zions Bank	3134GXAM6 FEDERAL HOME LOAN MORTGAGE CORP	5,000,000.00	USD	LT	10/30/2020	11/10/2025	5,000,000.00	0.00	6,750.00	-19,665.00	4,980,335.00	4,987,085.00
Jackson County-Zions Bank	3134GXKR4 FEDERAL HOME LOAN MORTGAGE CORP	1,000,000.00	USD	LT	01/04/2021	07/15/2025	1,000,000.00	0.00	177.78	-7,652.00	992,348.00	992,525.78
Jackson County-Zions Bank	3134GXKR4 FEDERAL HOME LOAN MORTGAGE CORP	2,000,000.00	USD	LT	01/04/2021	07/15/2025	2,000,000.00	0.00	355.56	-15,304.00	1,984,696.00	1,985,051.56
Jackson County-Zions Bank	3135G04Z3 FEDERAL NATIONAL MORTGAGE ASSOCIATION	1,000,000.00	USD	LT	10/22/2020	06/17/2025	1,002,827.00	0.00	611.11	-4,679.00	998,148.00	998,759.11
Jackson County-Zions Bank	3135G06A6 FEDERAL NATIONAL MORTGAGE ASSOCIATION	2,000,000.00	USD	LT	10/30/2020	10/20/2025	2,000,000.00	0.00	3,254.44	-7,880.00	1,992,120.00	1,995,374.44
Jackson County-Zions Bank	3135GAC58 FEDERAL NATIONAL MORTGAGE ASSOCIATION	1,200,000.00	USD	LT	01/04/2021	01/22/2026	1,200,000.00	0.00	159.00	-9,940.80	1,190,059.20	1,190,218.20
Jackson County-Zions Bank	3136G45C3 FEDERAL NATIONAL MORTGAGE ASSOCIATION	2,000,000.00	USD	LT	10/22/2020	10/27/2025	1,999,576.12	0.00	2,820.00	-8,994.12	1,990,582.00	1,993,402.00
Jackson County-Zions Bank	3136G45H2 FEDERAL NATIONAL MORTGAGE ASSOCIATION	1,335,000.00	USD	LT	10/30/2020	10/29/2025	1,333,864.30	0.00	1,705.83	-6,539.21	1,327,325.08	1,329,030.92
Jackson County-Zions Bank	3136G4W41 FEDERAL NATIONAL MORTGAGE ASSOCIATION	3,965,000.00	USD	LT	06/02/2021	08/25/2025	3,965,000.00	0.00	11,168.08	-4,690.60	3,960,309.40	3,971,477.49
Jackson County-Zions Bank	3137EAEU9 FEDERAL HOME LOAN MORTGAGE CORP	1,000,000.00	USD	LT	10/22/2020	07/21/2025	998,618.65	0.00	104.17	-6,321.65	992,297.00	992,401.17
Jackson County-Zions Bank	3137EAXE3 FEDERAL HOME LOAN MORTGAGE CORP	5,000,000.00	USD	LT	01/04/2021	09/23/2025	5,001,011.09	0.00	6,666.67	-43,211.09	4,957,800.00	4,964,466.67
Jackson County-Zions Bank	453907HN0 INDEPENDENCE ORE	280,000.00	USD	ST	12/08/2017	06/01/2022	280,000.00	0.00	1,306.67	5,720.40	285,720.40	287,027.07
Jackson County-Zions Bank	456560WF4 INDUSTRY CALIF	960,000.00	USD	LT	04/05/2019	07/01/2023	960,000.00	0.00	2,400.00	2,092.80	962,092.80	964,492.80
Jackson County-Zions Bank	4581X0CM8 INTER-AMERICAN DEVELOPMENT BANK	2,000,000.00	USD	LT	02/03/2021	01/15/2025	2,121,669.00	0.00	1,888.89	-11,235.00	2,110,434.00	2,112,322.89
Jackson County-Zions Bank	46625HJE1 JPMORGAN CHASE & CO	1,395,000.00	USD	LT	12/18/2019	09/23/2022	1,414,299.95	0.00	16,120.00	26,019.41	1,440,319.36	1,456,439.36
Jackson County-Zions Bank	46625HJH4 JPMORGAN CHASE & CO	1,000,000.00	USD	LT	02/01/2019	01/25/2023	1,002,777.28	0.00	533.33	40,896.72	1,043,674.00	1,044,207.33
Jackson County-Zions Bank	46625HJH4 JPMORGAN CHASE & CO	2,000,000.00	USD	LT	12/18/2019	01/25/2023	2,031,993.79	0.00	1,066.67	55,354.21	2,087,348.00	2,088,414.67
Jackson County-Zions Bank	46625HJT8 JPMORGAN CHASE & CO	1,000,000.00	USD	LT	12/18/2019	02/01/2024	1,040,801.84	0.00	19,375.00	41,700.16	1,082,502.00	1,101,877.00
Jackson County-Zions Bank	478160BT0 JOHNSON & JOHNSON	1,000,000.00	USD	LT	12/30/2019	03/01/2023	1,003,377.64	0.00	8,541.67	20,562.36	1,023,940.00	1,032,481.67
Jackson County-Zions Bank	49327M2S2 KEYBANK NA	1,000,000.00	USD	ST	09/06/2018	06/09/2022	992,579.96	0.00	3,466.67	26,070.04	1,018,650.00	1,022,116.67
Jackson County-Zions Bank	515182EJ8 LANE CMNTY COLLEGE ORE	500,000.00	USD	LT	11/25/2020	06/15/2025	505,748.11	0.00	543.69	-2,493.11	503,255.00	503,798.69
Jackson County-Zions Bank	515300TE1 LANE CNTY ORE SCH DIST NO 4 J EUGENE	720,000.00	USD	LT	03/09/2021	06/15/2024	722,040.27	0.00	552.00	1,379.73	723,420.00	723,972.00
Jackson County-Zions Bank	5446465F5 LOS ANGELES CALIF UNI SCH DIST	1,115,000.00	USD	ST	03/19/2020	07/01/2022	1,138,591.95	0.00	4,645.83	25,880.60	1,164,472.55	1,169,118.38
Jackson County-Zions Bank	56781RGS0 MARIN CALIF CMNTY COLLEGE DIST	610,000.00	USD	LT	02/11/2021	08/01/2025	672,324.45	0.00	9,308.60	-5,527.35	666,797.10	676,105.70
Jackson County-Zions Bank	56781RJH1 MARIN CALIF CMNTY COLLEGE DIST	170,000.00	USD	LT	03/18/2021	08/01/2024	182,842.12	0.00	2,588.25	237.68	183,079.80	185,668.05
Jackson County-Zions Bank	594918BH6 MICROSOFT CORP	1,000,000.00	USD	LT	12/05/2017	11/03/2022	1,002,899.35	0.00	6,477.78	24,843.65	1,027,743.00	1,034,220.78

GAAP Balance Sheet by Lot

Jackson County-Agg All (33461)

As of 07/31/2021

[Return to Table of Contents](#)

Dated: 12/13/2021

Account	Identifier, Description	Current Units	Currency	BS Class	Trade Date	Final Maturity	Book Value	Interest/Dividend Due	Accrued Balance	Net Unrealized Gain/Loss	Market Value	Market Value + Accrued
Jackson County-Zions Bank	594918BQ6 MICROSOFT CORP	1,000,000.00	USD	LT	12/11/2018	08/08/2023	977,651.42	0.00	9,611.11	54,980.58	1,032,632.00	1,042,243.11
Jackson County-Zions Bank	609694FY5 MONMOUTH ORE	345,000.00	USD	ST	12/08/2017	04/01/2022	345,000.00	0.00	3,220.00	4,899.00	349,899.00	353,119.00
Jackson County-Zions Bank	63254AAE8 NATIONAL AUSTRALIA BANK LTD (NEW YORK BRANCH)	689,000.00	USD	LT	01/19/2018	01/20/2023	688,997.97	0.00	631.58	27,412.52	716,410.49	717,042.07
Jackson County-Zions Bank	654106AH6 NIKE INC	2,000,000.00	USD	LT	05/26/2020	03/27/2025	2,111,341.01	0.00	16,533.33	6,788.99	2,118,130.00	2,134,663.33
Jackson County-Zions Bank	68389XBB0 ORACLE CORP	1,000,000.00	USD	ST	09/07/2018	05/15/2022	996,151.25	0.00	5,277.78	17,338.75	1,013,490.00	1,018,767.78
Jackson County-Zions Bank	68389XBL8 ORACLE CORP	1,000,000.00	USD	LT	02/04/2019	09/15/2023	988,213.73	0.00	9,066.67	47,882.27	1,036,096.00	1,045,162.67
Jackson County-Zions Bank	68389XBR5 ORACLE CORP	1,000,000.00	USD	LT	05/14/2018	02/15/2023	991,538.78	0.00	12,104.17	40,207.22	1,031,746.00	1,043,850.17
Jackson County-Zions Bank	686053CM9 OREGON SCH BRDS ASSN	250,000.00	USD	ST	11/19/2018	06/30/2022	242,659.84	0.00	0.00	6,222.66	248,882.50	248,882.50
Jackson County-Zions Bank	68607DTJ4 OREGON ST DEPT TRANS HWY USER TAX REV	100,000.00	USD	ST	03/20/2020	11/15/2021	100,560.16	0.00	1,055.56	859.84	101,420.00	102,475.56
Jackson County-Zions Bank	68607DTK1 OREGON ST DEPT TRANS HWY USER TAX REV	125,000.00	USD	LT	03/23/2020	11/15/2022	128,071.26	0.00	1,319.44	4,749.99	132,821.25	134,140.69
Jackson County-Zions Bank	68607VT21 OREGON ST DEPT ADMINISTRATIVE SVCS LOTTERY REV	250,000.00	USD	ST	12/12/2018	04/01/2022	249,102.37	0.00	2,025.00	4,525.13	253,627.50	255,652.50
Jackson County-Zions Bank	695802MV7 PAJARO VALLEY CALIF UNI SCH DIST	400,000.00	USD	LT	02/06/2019	08/01/2022	401,418.61	0.00	6,370.00	9,077.39	410,496.00	416,866.00
Jackson County-Zions Bank	73474TAH3 PORT MORROW ORE TRANSMISSION FACS REV	145,000.00	USD	LT	02/09/2021	09/01/2022	149,140.92	0.00	1,774.44	29.28	149,170.20	150,944.64
Jackson County-Zions Bank	73474TAJ9 PORT MORROW ORE TRANSMISSION FACS REV	225,000.00	USD	LT	04/05/2019	09/01/2023	226,739.97	0.00	2,903.44	11,222.28	237,962.25	240,865.69
Jackson County-Zions Bank	73474TAL4 PORT MORROW ORE TRANSMISSION FACS REV	1,700,000.00	USD	ST	11/18/2016	09/01/2021	1,699,565.22	0.00	12,622.50	2,525.78	1,702,091.00	1,714,713.50
Jackson County-Zions Bank	73474TAL4 PORT MORROW ORE TRANSMISSION FACS REV	140,000.00	USD	ST	01/06/2017	09/01/2021	139,947.40	0.00	1,039.50	224.80	140,172.20	141,211.70
Jackson County-Zions Bank	735240H22 PORT PORTLAND ORE ARPT REV	105,000.00	USD	LT	04/13/2020	07/01/2023	111,017.51	0.00	437.50	3,360.04	114,377.55	114,815.05
Jackson County-Zions Bank	735389QL5 PORT SEATTLE WASH REV	1,450,000.00	USD	ST	05/07/2020	09/01/2021	1,454,355.82	0.00	30,208.33	1,197.68	1,455,553.50	1,485,761.83
Jackson County-Zions Bank	736679KX8 PORTLAND ORE	375,000.00	USD	ST	03/24/2020	06/01/2022	384,097.11	0.00	4,813.13	6,720.39	390,817.50	395,630.63
Jackson County-Zions Bank	742718EB1 PROCTER & GAMBLE CO	500,000.00	USD	LT	04/05/2019	08/15/2023	506,859.41	0.00	7,147.22	21,873.59	528,733.00	535,880.22
Jackson County-Zions Bank	742718EU9 PROCTER & GAMBLE CO	500,000.00	USD	LT	12/07/2018	08/11/2022	495,182.97	0.00	5,076.39	14,869.03	510,052.00	515,128.39
Jackson County-Zions Bank	757657US8 REDMOND ORE	250,000.00	USD	ST	12/21/2018	06/01/2022	250,889.19	0.00	1,455.83	5,388.31	256,277.50	257,733.33
Jackson County-Zions Bank	769036BM5 RIVERSIDE CALIF PENSION OBLIG	3,030,000.00	USD	LT	06/11/2020	06/01/2025	3,082,861.13	0.00	11,145.35	68,096.47	3,150,957.60	3,162,102.95
Jackson County-Zions Bank	78013XW20YANK ROYAL BANK OF CANADA	2,000,000.00	USD	LT	02/20/2019	10/05/2023	2,021,454.63	0.00	23,844.44	119,173.37	2,140,628.00	2,164,472.44
Jackson County-Zions Bank	79770GGP5 SAN FRANCISCO CALIF CITY & CNTY REDEV AGY SUCCESSO	1,000,000.00	USD	LT	04/14/2020	08/01/2022	1,002,171.68	0.00	11,875.00	16,718.32	1,018,890.00	1,030,765.00
Jackson County-Zions Bank	798135H51 SAN JOSE CALIF	560,000.00	USD	LT	05/06/2020	09/01/2023	572,534.95	0.00	5,366.67	9,803.45	582,338.40	587,705.07
Jackson County-Zions Bank	798170AF3 SUCCESSOR AGENCY TO THE REDEVELOPMENT AGENCY OF TH	3,000,000.00	USD	LT	07/22/2020	08/01/2023	3,122,941.80	0.00	42,420.00	22,288.20	3,145,230.00	3,187,650.00

GAAP Balance Sheet by Lot

Jackson County-Agg All (33461)

As of 07/31/2021

[Return to Table of Contents](#)

Dated: 12/13/2021

Account	Identifier, Description	Current Units	Currency	BS Class	Trade Date	Final Maturity	Book Value	Interest/ Dividend Due	Accrued Balance	Net Unrealized Gain/Loss	Market Value	Market Value + Accrued
Jackson County-Zions Bank	833068NC9 SNOHOMISH & ISLAND CNTYS WASH SCH DIST NO 401 STAN	1,000,000.00	USD	LT	05/06/2020	12/15/2024	1,135,095.17	0.00	6,388.89	26,174.83	1,161,270.00	1,167,658.89
Jackson County-Zions Bank	88579YAF8 3M CO	1,000,000.00	USD	ST	12/04/2018	06/26/2022	990,512.73	0.00	1,944.44	26,446.26	1,016,959.00	1,018,903.44
Jackson County-Zions Bank	89114QC48YANK TORONTO-DOMINION BANK	500,000.00	USD	LT	08/17/2018	07/19/2023	501,433.60	0.00	583.33	29,889.90	531,323.50	531,906.83
Jackson County-Zions Bank	89114QCA4 TORONTO-DOMINION BANK	3,000,000.00	USD	LT	04/26/2021	06/12/2024	3,176,756.58	0.00	10,820.83	-2,984.58	3,173,772.00	3,184,592.83
Jackson County-Zions Bank	89114QCH9 TORONTO-DOMINION BANK	1,125,000.00	USD	LT	09/30/2020	06/12/2025	1,142,049.93	0.00	1,760.94	-3,476.80	1,138,573.13	1,140,334.06
Jackson County-Zions Bank	89114QCK2 TORONTO-DOMINION BANK	2,190,000.00	USD	LT	10/02/2020	09/11/2025	2,190,000.00	0.00	6,387.50	-11,593.86	2,178,406.14	2,184,793.64
Jackson County-Zions Bank	89114QCK2 TORONTO-DOMINION BANK	5,000,000.00	USD	LT	06/16/2021	09/11/2025	4,987,855.76	0.00	14,583.33	-14,325.76	4,973,530.00	4,988,113.33
Jackson County-Zions Bank	89233P5T9 TOYOTA MOTOR CREDIT CORP	500,000.00	USD	ST	11/27/2018	01/12/2022	500,167.60	0.00	870.83	6,828.90	506,996.50	507,867.33
Jackson County-Zions Bank	89236TEC5 TOYOTA MOTOR CREDIT CORP	500,000.00	USD	LT	05/14/2018	09/08/2022	494,311.72	0.00	4,270.14	16,294.78	510,606.50	514,876.64
Jackson County-Zions Bank	89236TEL5 TOYOTA MOTOR CREDIT CORP	1,000,000.00	USD	LT	08/17/2018	01/11/2023	993,301.25	0.00	1,500.00	41,099.75	1,034,401.00	1,035,901.00
Jackson County-Zions Bank	89236TFS9 TOYOTA MOTOR CREDIT CORP	1,000,000.00	USD	LT	04/05/2019	01/08/2024	1,014,814.52	0.00	2,140.28	53,924.48	1,068,739.00	1,070,879.28
Jackson County-Zions Bank	90331HNL3 US BANK NA	500,000.00	USD	LT	01/30/2018	01/23/2023	499,656.74	0.00	316.67	18,404.26	518,061.00	518,377.67
Jackson County-Zions Bank	91159JAA4 US BANCORP	3,914,000.00	USD	ST	05/18/2020	07/15/2022	3,984,069.30	0.00	5,131.69	22,723.81	4,006,793.11	4,011,924.80
Jackson County-Zions Bank	912828YJ3 UNITED STATES TREASURY	1,000,000.00	USD	ST	12/30/2019	09/30/2021	999,870.42	0.00	5,040.98	2,317.08	1,002,187.50	1,007,228.48
Jackson County-Zions Bank	91412HGE7 UNIVERSITY CALIF REVS	410,000.00	USD	LT	02/08/2021	05/15/2025	415,754.64	0.00	764.29	-4,877.24	410,877.40	411,641.69
Jackson County-Zions Bank	91412HGE7 UNIVERSITY CALIF REVS	1,175,000.00	USD	LT	06/02/2021	05/15/2025	1,184,847.37	0.00	2,190.33	-7,332.87	1,177,514.50	1,179,704.83
Jackson County-Zions Bank	931142DH3 WALMART INC	1,103,000.00	USD	LT	02/20/2019	04/11/2023	1,100,352.89	0.00	8,594.21	40,088.45	1,140,441.33	1,149,035.54
Jackson County-Zions Bank	931142DU4 WALMART INC	750,000.00	USD	LT	04/05/2019	12/15/2022	748,459.03	0.00	2,252.08	22,204.97	770,664.00	772,916.08
Jackson County-Zions Bank	931142EK5 WALMART INC	1,000,000.00	USD	LT	02/04/2019	06/26/2023	1,008,999.06	0.00	3,305.56	47,750.94	1,056,750.00	1,060,055.56
Jackson County-Zions Bank	95000U2B8 WELLS FARGO & CO	500,000.00	USD	ST	04/05/2019	07/22/2022	498,775.25	0.00	328.13	12,477.25	511,252.50	511,580.63
Jackson County-Zions Bank	961214DZ3 WESTPAC BANKING CORP	500,000.00	USD	LT	08/17/2018	05/15/2023	501,791.87	0.00	3,852.78	27,447.63	529,239.50	533,092.28
Jackson County-Zions Bank	961214EC3 WESTPAC BANKING CORP	500,000.00	USD	LT	04/05/2019	02/26/2024	502,615.94	0.00	7,104.17	33,543.56	536,159.50	543,263.67
Jackson County-BOTC5782	BOTC5782 Jackson County BOTC MMF	5,039,405.38	USD	CE	---	07/31/2021	5,039,405.38	9,630.10	0.00	0.00	5,039,405.38	5,039,405.38
Jackson County-Key Bank	CCYUSD Cash	1,310,772.16	USD	Cash	---	07/31/2021	1,310,772.16	0.00	0.00	0.00	1,310,772.16	1,310,772.16
Jackson County-BOTC5636	CCYUSD Cash	10,632,376.24	USD	Cash	---	07/31/2021	10,632,376.24	0.00	0.00	0.00	10,632,376.24	10,632,376.24
Jackson County-BOTC5782	CCYUSD Receivable	9,630.10	USD	RCV	---	07/31/2021	9,630.10	0.00	0.00	0.00	9,630.10	9,630.10
Jackson County-Umpqua 5331	CD5331 Umpqua Bank	20,000,000.00	USD	ST	08/19/2016	08/19/2021	20,000,000.00	0.00	1,930,373.01	0.00	20,000,000.00	21,930,373.01
Certificate of Deposit	JC2021110125 First Interstate Bank	2,000,000.00	USD	ST	10/01/2018	11/01/2021	2,000,000.00	0.00	141,780.82	0.00	2,000,000.00	2,141,780.82
Certificate of Deposit	JC2021110125 First Interstate Bank	50,000.00	USD	ST	09/30/2019	11/01/2021	50,000.00	0.00	3,544.52	0.00	50,000.00	53,544.52
Certificate of Deposit	JC2021110125 First Interstate Bank	51,390.41	USD	ST	09/30/2020	11/01/2021	51,390.41	0.00	3,643.09	0.00	51,390.41	55,033.50

GAAP Balance Sheet by Lot

Jackson County-Agg All (33461)

As of 07/31/2021

[Return to Table of Contents](#)

Dated: 12/13/2021

Account	Identifier, Description	Current Units	Currency	BS Class	Trade Date	Final Maturity	Book Value	Interest/ Dividend Due	Accrued Balance	Net Unrealized Gain/Loss	Market Value	Market Value + Accrued
Jackson County-LGIP	JCKSNCNTY LGIP	49,284,397.33	USD	CE	---	07/31/2021	49,284,397.33	0.00	0.00	0.00	49,284,397.33	49,284,397.33
---	---	277,956,971.62	USD	---	---	08/16/2023	279,899,983.53	9,630.10	2,868,169.79	1,483,291.36	281,383,274.89	284,251,444.68

* Weighted by: Market Value + Accrued. * Holdings Displayed by: Lot.

Accrual Earning Report

07/01/2021 - 07/31/2021

[Return to Table of Contents](#)

Jackson County-Agg All (33461)

Dated: 12/13/2021

Security Type, Identifier, Description	Ending Current Units	Interest/Dividend Income	Net Amortization/Accretion Income	Net Realized Gain/Loss	Coupon Received Income
CORP 88579YAF8 3M CO	1,000,000.00	1,666.67	893.94	0.00	0.00
CORP 023135AZ9 AMAZON.COM INC	1,000,000.00	2,333.33	-684.35	0.00	0.00
CORP 037833AK6 APPLE INC	1,000,000.00	2,000.00	311.20	0.00	0.00
CORP 037833AZ3 APPLE INC	2,000,000.00	4,166.67	-3,269.28	0.00	0.00
CORP 037833BF6 APPLE INC	1,000,000.00	2,250.00	175.10	0.00	0.00
CORP 037833DC1 APPLE INC	1,000,000.00	1,750.00	498.74	0.00	0.00
CORP 037833CQ1 APPLE INC	2,000,000.00	3,833.33	168.81	0.00	0.00
CORP 037833CQ1 APPLE INC	1,775,000.00	3,402.08	331.71	0.00	0.00
CORP 037833DX5 APPLE INC	3,388,000.00	1,552.83	0.00	0.00	0.00
CORP 06051GEM7 BANK OF AMERICA CORP	1,000,000.00	4,750.00	-3,077.36	0.00	28,500.00
CORP 06051GFB0 BANK OF AMERICA CORP	1,000,000.00	3,437.50	-652.81	0.00	20,625.00
CORP 06367WJM6 BANK OF MONTREAL	2,000,000.00	4,833.33	-1,486.35	0.00	0.00
CORP 06367WJM6 BANK OF MONTREAL	1,000,000.00	2,416.67	-740.70	0.00	0.00
YANKEE 06367WHH9 BANK OF MONTREAL	1,000,000.00	2,750.00	-845.42	0.00	0.00
CORP 06406RAG2 BANK OF NEW YORK MELLON CORP	1,000,000.00	2,916.67	-148.02	0.00	0.00
CORP 084670BR8 BERKSHIRE HATHAWAY INC	1,000,000.00	2,291.67	-40.08	0.00	0.00
MUNI 13063DSU3 CALIFORNIA ST	1,000,000.00	3,333.33	-1,053.65	0.00	0.00
MUNI 13063DFT0 CALIFORNIA ST	1,000,000.00	4,166.67	-1,908.41	0.00	0.00
CASH CCYUSD Cash	10,632,376.24	0.00	0.00	0.00	0.00
CASH CCYUSD Cash	1,310,772.16	0.00	0.00	0.00	0.00
MUNI 179198JF4 CLACKAMAS CNTY ORE SCH DIST NO 086	230,000.00	159.08	-63.77	0.00	0.00
MUNI 179198JG2 CLACKAMAS CNTY ORE SCH DIST NO 086	100,000.00	77.50	-6.63	0.00	0.00

Accrual Earning Report

07/01/2021 - 07/31/2021

[Return to Table of Contents](#)

Jackson County-Agg All (33461)

Dated: 12/13/2021

Security Type, Identifier, Description	Ending Current Units	Interest/Dividend Income	Net Amortization/Accretion Income	Net Realized Gain/Loss	Coupon Received Income
MUNI 179198JG2 CLACKAMAS CNTY ORE SCH DIST NO 086	1,365,000.00	1,057.88	-492.07	0.00	0.00
CORP 22160KAK1 COSTCO WHOLESALE CORP	1,000,000.00	1,916.67	-480.00	0.00	0.00
CORP 22546QAP2 CREDIT SUISSE AG (NEW YORK BRANCH)	3,000,000.00	9,062.50	-6,652.90	0.00	0.00
MUNI 29270CYP4 ENERGY NORTHWEST WASH ELEC REV	0.00	0.00	0.00	0.00	3,363.60
CORP 30231GBH4 EXXON MOBIL CORP	4,000,000.00	9,973.33	-7,533.32	0.00	0.00
AGCY BOND 3132X0G39 FEDERAL AGRICULTURAL MORTGAGE CORP	500,000.00	1,041.67	31.67	0.00	6,250.00
AGCY BOND 3133EMFC1 FEDERAL FARM CREDIT BANKS FUNDING CORP	2,000,000.00	883.33	17.92	0.00	5,300.00
AGCY BOND 3133EMFC1 FEDERAL FARM CREDIT BANKS FUNDING CORP	6,205,000.00	2,740.54	27.86	0.00	16,443.25
AGCY BOND 3133EMYD8 FEDERAL FARM CREDIT BANKS FUNDING CORP	600,000.00	425.00	0.00	0.00	0.00
AGCY BOND 3133EMBH4 FEDERAL FARM CREDIT BANKS FUNDING CORP	1,000,000.00	441.67	0.00	0.00	0.00
AGCY BOND 3133EMBH4 FEDERAL FARM CREDIT BANKS FUNDING CORP	2,000,000.00	883.33	0.00	0.00	0.00
AGCY BOND 3133EMDZ2 FEDERAL FARM CREDIT BANKS FUNDING CORP	2,000,000.00	866.67	33.99	0.00	0.00
AGCY BOND 3133EMLE0 FEDERAL FARM CREDIT BANKS FUNDING CORP	2,000,000.00	316.67	0.00	0.00	0.00
AGCY BOND 3133EJSD2 FEDERAL FARM CREDIT BANKS FUNDING CORP	1,000,000.00	2,408.33	71.34	0.00	0.00
AGCY BOND 3133EMAB8 FEDERAL FARM CREDIT BANKS FUNDING CORP	2,000,000.00	650.00	18.69	0.00	0.00
AGCY BOND 3133EMPV8 FEDERAL FARM CREDIT BANKS FUNDING CORP	2,000,000.00	533.33	16.99	0.00	0.00
AGCY BOND 3133EMF98 FEDERAL FARM CREDIT BANKS FUNDING CORP	2,000,000.00	1,083.33	0.00	0.00	0.00
AGCY BOND 3130A0F70 FEDERAL HOME LOAN BANKS	1,000,000.00	2,812.50	-1,465.36	0.00	0.00
AGCY BOND 3130AJLA5 FEDERAL HOME LOAN BANKS	1,000,000.00	625.00	0.00	0.00	0.00
AGCY BOND 3130AJSY6 FEDERAL HOME LOAN BANKS	1,000,000.00	566.67	0.00	0.00	3,400.00
AGCY BOND 3130AK5E2 FEDERAL HOME LOAN BANKS	2,000,000.00	625.00	78.60	0.00	0.00
AGCY BOND 3130AKXV3 FEDERAL HOME LOAN BANKS	3,160,000.00	790.00	347.85	0.00	0.00

Accrual Earning Report

07/01/2021 - 07/31/2021

[Return to Table of Contents](#)

Jackson County-Agg All (33461)

Dated: 12/13/2021

<i>Security Type, Identifier, Description</i>	<i>Ending Current Units</i>	<i>Interest/Dividend Income</i>	<i>Net Amortization/Accretion Income</i>	<i>Net Realized Gain/Loss</i>	<i>Coupon Received Income</i>
AGCY BOND 3130AMH08 FEDERAL HOME LOAN BANKS	5,000,000.00	2,604.17	0.00	0.00	0.00
AGCY BOND 3130AMS09 FEDERAL HOME LOAN BANKS	5,000,000.00	2,916.67	0.00	0.00	0.00
AGCY BOND 3130ANEJ5 FEDERAL HOME LOAN BANKS	2,000,000.00	86.67	0.00	0.00	0.00
AGCY BOND 3130AKPN0 FEDERAL HOME LOAN BANKS	3,000,000.00	1,500.00	0.00	0.00	9,000.00
AGCY BOND 3137EAX3 FEDERAL HOME LOAN MORTGAGE CORP	5,000,000.00	1,562.50	-20.70	0.00	0.00
AGCY BOND 3137EAEU9 FEDERAL HOME LOAN MORTGAGE CORP	1,000,000.00	312.50	29.53	0.00	1,875.00
AGCY BOND 3134GWXE1 FEDERAL HOME LOAN MORTGAGE CORP	2,000,000.00	833.33	0.00	0.00	0.00
AGCY BOND 3134GW5P7 FEDERAL HOME LOAN MORTGAGE CORP	5,000,000.00	2,500.00	0.00	0.00	0.00
AGCY BOND 3134GVVX3 FEDERAL HOME LOAN MORTGAGE CORP	2,000,000.00	1,250.00	0.00	0.00	0.00
AGCY BOND 3134GWW52 FEDERAL HOME LOAN MORTGAGE CORP	3,825,000.00	1,593.75	16.28	0.00	0.00
AGCY BOND 3134GXKR4 FEDERAL HOME LOAN MORTGAGE CORP	1,000,000.00	333.33	0.00	0.00	2,000.00
AGCY BOND 3134GXKR4 FEDERAL HOME LOAN MORTGAGE CORP	2,000,000.00	666.67	0.00	0.00	4,000.00
AGCY BOND 3134GSET8 FEDERAL HOME LOAN MORTGAGE CORP	500,000.00	1,041.67	12.29	0.00	0.00
AGCY BOND 3134GWUV6 FEDERAL HOME LOAN MORTGAGE CORP	1,000,000.00	433.33	0.00	0.00	0.00
AGCY BOND 3134GWUV6 FEDERAL HOME LOAN MORTGAGE CORP	2,375,000.00	1,029.17	41.06	0.00	0.00
AGCY BOND 3134GW3W4 FEDERAL HOME LOAN MORTGAGE CORP	2,000,000.00	683.33	0.00	0.00	0.00
AGCY BOND 3134GXAM6 FEDERAL HOME LOAN MORTGAGE CORP	5,000,000.00	2,500.00	0.00	0.00	0.00
AGCY BOND 3136G45H2 FEDERAL NATIONAL MORTGAGE ASSOCIATION	1,335,000.00	556.25	22.71	0.00	0.00
AGCY BOND 3136G45C3 FEDERAL NATIONAL MORTGAGE ASSOCIATION	2,000,000.00	900.00	8.49	0.00	0.00
AGCY BOND 3135G04Z3 FEDERAL NATIONAL MORTGAGE ASSOCIATION	1,000,000.00	416.67	-61.89	0.00	0.00
AGCY BOND 3136G4W41 FEDERAL NATIONAL MORTGAGE ASSOCIATION	3,965,000.00	2,147.71	0.00	0.00	0.00
AGCY BOND 3135G06A6 FEDERAL NATIONAL MORTGAGE ASSOCIATION	2,000,000.00	966.67	0.00	0.00	0.00

Accrual Earning Report

07/01/2021 - 07/31/2021

[Return to Table of Contents](#)

Jackson County-Agg All (33461)

Dated: 12/13/2021

Security Type, Identifier, Description	Ending Current Units	Interest/Dividend Income	Net Amortization/Accretion Income	Net Realized Gain/Loss	Coupon Received Income
AGCY BOND 3135GAC58 FEDERAL NATIONAL MORTGAGE ASSOCIATION	1,200,000.00	530.00	0.00	0.00	3,180.00
CD JC2021110125 First Interstate Bank	2,000,000.00	4,246.58	0.00	0.00	0.00
CD JC2021110125 First Interstate Bank	50,000.00	106.16	0.00	0.00	0.00
CD JC2021110125 First Interstate Bank	51,390.41	109.12	0.00	0.00	0.00
MUNI 453907HN0 INDEPENDENCE ORE	280,000.00	653.33	0.00	0.00	0.00
MUNI 456560WF4 INDUSTRY CALIF	960,000.00	2,400.00	0.00	0.00	14,400.00
SUPRANATIONAL 4581XOCM8 INTER-AMERICAN DEVELOPMENT BANK	2,000,000.00	3,541.67	-2,986.33	0.00	21,250.00
MMFUND BOTC5782 Jackson County BOTC MMF	5,039,405.38	9,630.10	0.00	0.00	0.00
CORP 478160BT0 JOHNSON & JOHNSON	1,000,000.00	1,708.33	-202.14	0.00	0.00
CORP 46625HJH4 JPMORGAN CHASE & CO	1,000,000.00	2,666.67	-158.85	0.00	16,000.00
CORP 46625HJH4 JPMORGAN CHASE & CO	2,000,000.00	5,333.33	-1,829.90	0.00	32,000.00
CORP 46625HJE1 JPMORGAN CHASE & CO	1,395,000.00	3,778.13	-1,431.34	0.00	0.00
CORP 46625HJT8 JPMORGAN CHASE & CO	1,000,000.00	3,229.17	-1,383.87	0.00	0.00
CORP 49327M2S2 KEYBANK NA	1,000,000.00	2,000.00	737.25	0.00	0.00
MUNI 515182EJ8 LANE CMNTY COLLEGE ORE	500,000.00	354.58	-126.02	0.00	0.00
MUNI 515300TE1 LANE CNTY ORE SCH DIST NO 4 J EUGENE	720,000.00	360.00	-60.29	0.00	0.00
MMFUND JCKSNCNTY LGIP	49,284,397.33	23,764.23	0.00	0.00	0.00
MUNI 5446465F5 LOS ANGELES CALIF UNI SCH DIST	1,115,000.00	4,645.83	-2,189.67	0.00	27,875.00
MUNI 56781RGS0 MARIN CALIF CMNTY COLLEGE DIST	610,000.00	1,551.43	-1,322.42	0.00	0.00
MUNI 56781RJH1 MARIN CALIF CMNTY COLLEGE DIST	170,000.00	431.38	-363.24	0.00	0.00
CORP 594918BQ6 MICROSOFT CORP	1,000,000.00	1,666.67	940.04	0.00	0.00
CORP 594918BH6 MICROSOFT CORP	1,000,000.00	2,208.33	-225.83	0.00	0.00

Accrual Earning Report

07/01/2021 - 07/31/2021

[Return to Table of Contents](#)

Jackson County-Agg All (33461)

Dated: 12/13/2021

Security Type, Identifier, Description	Ending Current Units	Interest/Dividend Income	Net Amortization/Accretion Income	Net Realized Gain/Loss	Coupon Received Income
MUNI 609694FY5 MONMOUTH ORE	345,000.00	805.00	0.00	0.00	0.00
CORP 63254AAE8 NATIONAL AUSTRALIA BANK LTD (NEW YORK BRANCH)	689,000.00	1,722.50	0.12	0.00	10,335.00
CORP 654106AH6 NIKE INC	2,000,000.00	4,000.00	-2,642.86	0.00	0.00
CORP 68389XBB0 ORACLE CORP	1,000,000.00	2,083.33	415.72	0.00	0.00
CORP 68389XBL8 ORACLE CORP	1,000,000.00	2,000.00	471.45	0.00	0.00
CORP 68389XBR5 ORACLE CORP	1,000,000.00	2,187.50	465.89	0.00	0.00
MUNI 686053CM9 OREGON SCH BRDS ASSN	250,000.00	0.00	683.32	0.00	0.00
MUNI 68607VT21 OREGON ST DEPT ADMINISTRATIVE SVCS LOTTERY REV	250,000.00	506.25	114.51	0.00	0.00
MUNI 68607DTK1 OREGON ST DEPT TRANSN HWY USER TAX REV	125,000.00	520.83	-202.14	0.00	0.00
MUNI 68607DTJ4 OREGON ST DEPT TRANSN HWY USER TAX REV	100,000.00	416.67	-163.82	0.00	0.00
MUNI 695802MV7 PAJARO VALLEY CALIF UNI SCH DIST	400,000.00	1,061.67	-120.48	0.00	0.00
MUNI 73474TAH3 PORT MORROW ORE TRANSMISSION FACS REV	145,000.00	354.89	-324.16	0.00	0.00
MUNI 73474TAL4 PORT MORROW ORE TRANSMISSION FACS REV	1,700,000.00	2,524.50	434.78	0.00	0.00
MUNI 73474TAL4 PORT MORROW ORE TRANSMISSION FACS REV	140,000.00	207.90	52.60	0.00	0.00
MUNI 73474TAJ9 PORT MORROW ORE TRANSMISSION FACS REV	225,000.00	580.69	-70.88	0.00	0.00
MUNI 735240H22 PORT PORTLAND ORE ARPT REV	105,000.00	437.50	-266.87	0.00	2,625.00
MUNI 735389QL5 PORT SEATTLE WASH REV	1,450,000.00	6,041.67	-4,355.82	0.00	0.00
MUNI 736679KX8 PORTLAND ORE	375,000.00	2,406.56	-927.67	0.00	0.00
CORP 742718EU9 PROCTER & GAMBLE CO	500,000.00	895.83	398.21	0.00	0.00
CORP 742718EB1 PROCTER & GAMBLE CO	500,000.00	1,291.67	-285.81	0.00	0.00
CASH CCYUSD Receivable	9,630.10	0.00	0.00	0.00	0.00
MUNI 757657US8 REDMOND ORE	250,000.00	727.92	-90.67	0.00	0.00

Accrual Earning Report

07/01/2021 - 07/31/2021

[Return to Table of Contents](#)

Jackson County-Agg All (33461)

Dated: 12/13/2021

Security Type, Identifier, Description	Ending Current Units	Interest/Dividend Income	Net Amortization/Accretion Income	Net Realized Gain/Loss	Coupon Received Income
MUNI 769036BM5 RIVERSIDE CALIF PENSION OBLIG	3,030,000.00	5,572.68	-1,170.50	0.00	0.00
YANKEE 78013XW20YANK ROYAL BANK OF CANADA	2,000,000.00	6,166.67	-836.60	0.00	0.00
MUNI 79770GGP5 SAN FRANCISCO CALIF CITY & CNTY REDEV AGY SUCCESSO	1,000,000.00	1,979.17	-184.44	0.00	0.00
MUNI 798135H51 SAN JOSE CALIF	560,000.00	1,073.33	-510.62	0.00	0.00
MUNI 833068NC9 SNOHOMISH & ISLAND CNTYS WASH SCH DIST NO 401 STAN	1,000,000.00	4,166.67	-3,399.31	0.00	0.00
MUNI 798170AF3 SUCCESSOR AGENCY TO THE REDEVELOPMENT AGENCY OF TH	3,000,000.00	7,070.00	-5,220.82	0.00	0.00
CORP 89114QBL1 TORONTO-DOMINION BANK	0.00	1,800.00	538.07	0.00	27,000.00
CORP 89114QCA4 TORONTO-DOMINION BANK	3,000,000.00	6,625.00	-5,238.48	0.00	0.00
YANKEE 89114QC48YANK TORONTO-DOMINION BANK	500,000.00	1,458.33	-61.98	0.00	8,750.00
CORP 89114QCH9 TORONTO-DOMINION BANK	1,125,000.00	1,078.13	-374.59	0.00	0.00
CORP 89114QCK2 TORONTO-DOMINION BANK	2,190,000.00	1,368.75	0.00	0.00	0.00
CORP 89114QCK2 TORONTO-DOMINION BANK	5,000,000.00	3,125.00	250.65	0.00	0.00
CORP 89233P5T9 TOYOTA MOTOR CREDIT CORP	500,000.00	1,375.00	-31.68	0.00	8,250.00
CORP 89236TFS9 TOYOTA MOTOR CREDIT CORP	1,000,000.00	2,791.67	-516.01	0.00	16,750.00
CORP 89236TEC5 TOYOTA MOTOR CREDIT CORP	500,000.00	895.83	437.56	0.00	0.00
CORP 89236TEL5 TOYOTA MOTOR CREDIT CORP	1,000,000.00	2,250.00	393.30	0.00	13,500.00
CD CD5331 Umpqua Bank	20,000,000.00	33,123.29	0.00	0.00	0.00
US GOV 912828YJ3 UNITED STATES TREASURY	1,000,000.00	1,270.49	66.95	0.00	0.00
MUNI 91412HGE7 UNIVERSITY CALIF REVS	410,000.00	301.69	-131.85	0.00	0.00
MUNI 91412HGE7 UNIVERSITY CALIF REVS	1,175,000.00	864.60	-225.62	0.00	0.00
CORP 91159JAA4 US BANCORP	3,914,000.00	9,621.92	-6,830.65	0.00	57,731.50
CORP 90331HNL3 US BANK NA	500,000.00	1,187.50	19.71	0.00	7,125.00

Accrual Earning Report

07/01/2021 - 07/31/2021

[Return to Table of Contents](#)

Jackson County-Agg All (33461)

Dated: 12/13/2021

<i>Security Type, Identifier, Description</i>	<i>Ending Current Units</i>	<i>Interest/Dividend Income</i>	<i>Net Amortization/Accretion Income</i>	<i>Net Realized Gain/Loss</i>	<i>Coupon Received Income</i>
CORP 931142DH3 WALMART INC	1,103,000.00	2,343.88	132.78	0.00	0.00
CORP 931142EK5 WALMART INC	1,000,000.00	2,833.33	-420.77	0.00	0.00
CORP 931142DU4 WALMART INC	750,000.00	1,468.75	95.35	0.00	0.00
CORP 95000U2B8 WELLS FARGO & CO	500,000.00	1,093.75	106.95	0.00	6,562.50
CORP 961214DZ3 WESTPAC BANKING CORP	500,000.00	1,520.83	-85.20	0.00	0.00
CORP 961214EC3 WESTPAC BANKING CORP	500,000.00	1,375.00	-86.36	0.00	0.00
---	277,956,971.62	332,114.28	-67,829.71	0.00	374,090.85

* Weighted by: Ending Market Value + Accrued. * Holdings Displayed by: Lot.

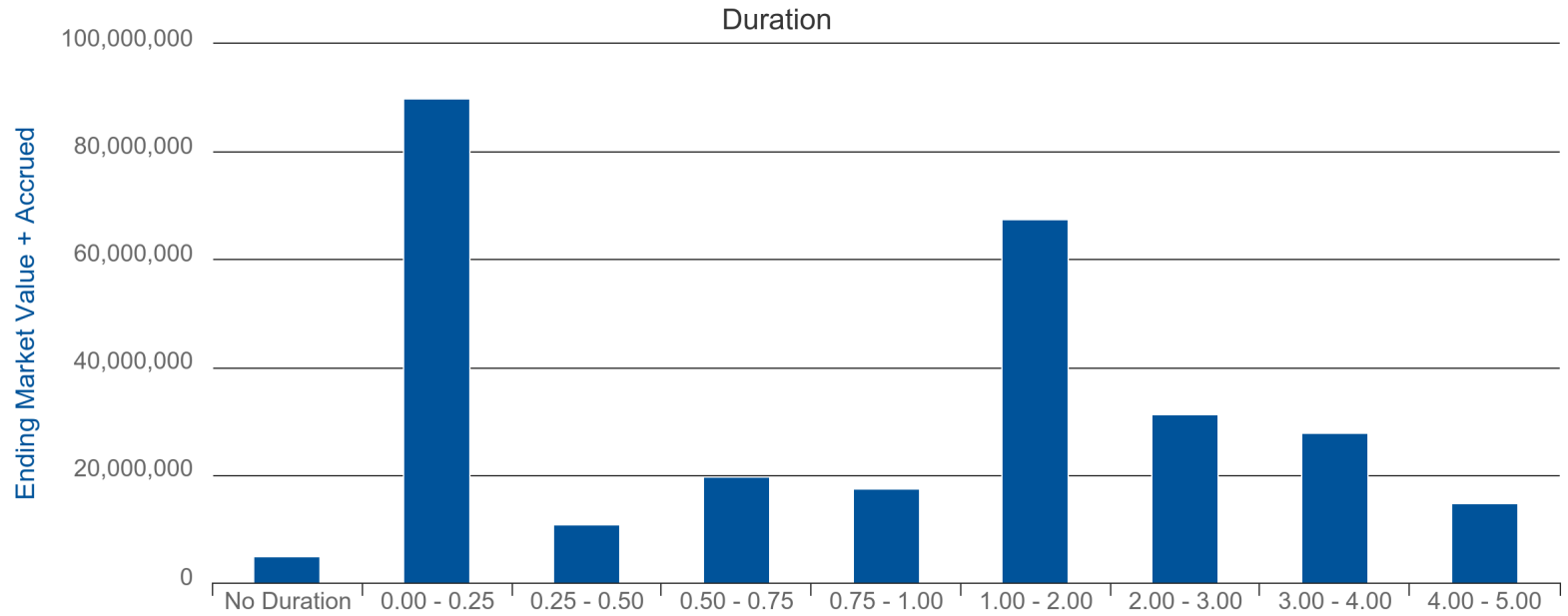
Duration with Graph

As of 07/31/2021

Jackson County-Agg All (33461)

Dated: 12/13/2021

[Return to Table of Contents](#)



Duration	Ending Yield	Ending Market Value + Accrued
0.00 - 0.25	1.173	89,988,736.38
0.25 - 0.50	0.649	10,897,628.62
0.50 - 0.75	0.366	19,584,215.97
0.75 - 1.00	0.460	17,368,093.71
1.00 - 2.00	0.485	67,530,311.14
2.00 - 3.00	0.572	31,305,985.43
3.00 - 4.00	0.746	27,812,802.46
4.00 - 5.00	0.740	14,724,265.61
No Duration	2.710	5,039,405.38
	1.363	284,251,444.68

* Grouped by: Duration. * Groups Sorted by: Duration. * Weighted by: Ending Market Value + Accrued.

Summary by Issuer

As of 07/31/2021

[Return to Table of Contents](#)

Jackson County-Agg All (33461)

Dated: 12/13/2021

Description	Book Value	Market Value + Accrued
3M CO	990,512.73	1,018,903.44
AMAZON.COM INC	1,023,312.19	1,077,375.67
APPLE INC	12,279,681.60	12,457,926.56
BANK OF AMERICA CORP	2,036,508.33	2,114,793.58
BANK OF MONTREAL	4,042,061.49	4,167,798.67
BANK OF NEW YORK MELLON CORP	1,003,032.12	1,065,345.67
BERKSHIRE HATHAWAY INC	1,000,687.90	1,047,362.89
CALIFORNIA ST	2,090,838.48	2,246,233.33
Cash	11,943,148.40	11,943,148.40
CLACKAMAS CNTY ORE SCH DIST NO 086	1,719,904.86	1,722,617.39
COSTCO WHOLESALE CORP	1,004,025.81	1,019,833.89
CREDIT SUISSE AG (NEW YORK BRANCH)	3,243,582.07	3,305,320.83
EXXON MOBIL CORP	4,315,427.20	4,338,110.67
FEDERAL AGRICULTURAL MORTGAGE CORP	499,441.17	517,355.72
FEDERAL FARM CREDIT BANKS FUNDING CORP	22,798,239.01	22,797,803.69
FEDERAL HOME LOAN BANKS	23,183,293.05	23,206,338.63
FEDERAL HOME LOAN MORTGAGE CORP	32,696,806.01	32,586,494.89
FEDERAL NATIONAL MORTGAGE ASSOCIATION	11,501,267.42	11,478,262.16
First Interstate Bank	2,101,390.41	2,250,358.84
INDEPENDENCE ORE	280,000.00	287,027.07
INDUSTRY CALIF	960,000.00	964,492.80
INTER-AMERICAN DEVELOPMENT BANK	2,121,669.00	2,112,322.89
Jackson County BOTC MMF	5,039,405.38	5,039,405.38
JOHNSON & JOHNSON	1,003,377.64	1,032,481.67
JPMORGAN CHASE & CO	5,489,872.86	5,690,938.37
KEYBANK NA	992,579.96	1,022,116.67
LANE CMNTY COLLEGE ORE	505,748.11	503,798.69
LANE CNTY ORE SCH DIST NO 4 J EUGENE	722,040.27	723,972.00
LGIP	49,284,397.33	49,284,397.33
LOS ANGELES CALIF UNI SCH DIST	1,138,591.95	1,169,118.38
MARIN CALIF CMNTY COLLEGE DIST	855,166.57	861,773.75
MICROSOFT CORP	1,980,550.77	2,076,463.89
MONMOUTH ORE	345,000.00	353,119.00
NATIONAL AUSTRALIA BANK LTD (NEW YORK BRANCH)	688,997.97	717,042.07
NIKE INC	2,111,341.01	2,134,663.33
ORACLE CORP	2,975,903.77	3,107,780.61
OREGON SCH BRDS ASSN	242,659.84	248,882.50
OREGON ST DEPT ADMINISTRATIVE SVCS LOTTERY REV	249,102.37	255,652.50
OREGON ST DEPT TRANSN HWY USER TAX REV	228,631.42	236,616.25
PAJARO VALLEY CALIF UNI SCH DIST	401,418.61	416,866.00
PORT MORROW ORE TRANSMISSION FACS REV	2,215,393.51	2,247,735.52
PORT PORTLAND ORE ARPT REV	111,017.51	114,815.05
PORT SEATTLE WASH REV	1,454,355.82	1,485,761.83
PORTLAND ORE	384,097.11	395,630.63
PROCTER & GAMBLE CO	1,002,042.38	1,051,008.61
Receivable	9,630.10	9,630.10
REDMOND ORE	250,889.19	257,733.33
RIVERSIDE CALIF PENSION OBLIG	3,082,861.13	3,162,102.95
ROYAL BANK OF CANADA	2,021,454.63	2,164,472.44
SAN FRANCISCO CALIF CITY & CNTY REDEV AGY SUCCESSO	1,002,171.68	1,030,765.00
SAN JOSE CALIF	572,534.95	587,705.07
SNOHOMISH & ISLAND CNTYS WASH SCH DIST NO 401 STAN	1,135,095.17	1,167,658.89

Summary by Issuer

As of 07/31/2021

Jackson County-Agg All (33461)

Dated: 12/13/2021

[Return to Table of Contents](#)

<i>Description</i>	<i>Book Value</i>	<i>Market Value + Accrued</i>
SUCCESSOR AGENCY TO THE REDEVELOPMENT AGENCY OF TH	3,122,941.80	3,187,650.00
TORONTO-DOMINION BANK	11,998,095.87	12,029,740.70
TOYOTA MOTOR CREDIT CORP	3,002,595.08	3,129,524.25
Umpqua Bank	20,000,000.00	21,930,373.01
UNITED STATES TREASURY	999,870.42	1,007,228.48
UNIVERSITY CALIF REVS	1,600,602.01	1,591,346.52
US BANCORP	3,984,069.30	4,011,924.80
US BANK NA	499,656.74	518,377.67
WALMART INC	2,857,810.99	2,982,007.18
WELLS FARGO & CO	498,775.25	511,580.63
WESTPAC BANKING CORP	1,004,407.80	1,076,355.94
---	279,899,983.53	284,251,444.68

* Grouped by: Description. * Groups Sorted by: Description. * Weighted by: Market Value + Accrued, except Book Yield by Base Book Value + Accrued. * Holdings Displayed by: Position.

Portfolio Trading Activity

07/01/2021 - 07/31/2021

Jackson County-Agg All (33461)

Dated: 12/13/2021

[Return to Table of Contents](#)

* Does not Lock Down.

Identifier	Description	Current Units	Transaction Type	Trade Date	Settle Date	Final Maturity	Price	Principal	Accrued Interest	Realized Gain/Loss	Amount
29270CYP4	ENERGY NORTHWEST WASH ELEC REV	-240,000.00	Maturity	07/01/2021	07/01/2021	07/01/2021	100.000	-240,000.00	0.00	0.00	240,000.00
3130ANEJ5	FEDERAL HOME LOAN BANKS	2,000,000.00	Buy	07/21/2021	07/28/2021	01/28/2025	100.000	2,000,000.00	0.00	0.00	-2,000,000.00
JCKSNCNTY	LGIP	-4,609,405.14	Sell	07/31/2021	07/31/2021	07/31/2021	1.000	-4,609,405.14	0.00	0.00	4,609,405.14
JCKSNCNTY	LGIP	23,764.23	Buy	07/31/2021	07/31/2021	07/31/2021	1.000	23,764.23	0.00	0.00	-23,764.23
89114QBL1	TORONTO-DOMINION BANK	-3,000,000.00	Maturity	07/13/2021	07/13/2021	07/13/2021	100.000	-3,000,000.00	0.00	0.00	3,000,000.00
---	---	-5,825,640.91	---	---	---	04/09/2022	---	-5,825,640.91	0.00	0.00	5,825,640.91

* Showing transactions with Trade Date within selected date range. * Weighted by: Absolute Value of Principal. * MMF transactions are collapsed.

* The Transaction Detail/Trading Activity reports provide our most up-to-date transactional details. As such, these reports are subject to change even after the other reports on the website have been locked down. While these reports can be useful tools in understanding recent activity, due to their dynamic nature we do not recommend using them for booking journal entries or reconciliation.