



# Monthly Investment Report

Jackson County-Zions Bank (64152)

[06-01-2022]--[06-30-2022]

06/01/2022 - 06/30/2022

Dated: 08/08/2022

Locked Down

<a href="#"><u>Public Dashboard (Jackson County-Zions Bank (64152))</u></a>	1
<a href="#"><u>GAAP Balance Sheet by Lot (Jackson County-Zions Bank (64152))</u></a>	4
<a href="#"><u>Accrual Earning Report (Jackson County-Zions Bank (64152))</u></a>	10
<a href="#"><u>Duration with Graph (Jackson County-Zions Bank (64152))</u></a>	18
<a href="#"><u>Summary by Issuer (Jackson County-Zions Bank (64152))</u></a>	19
<a href="#"><u>Portfolio Trading Activity (Jackson County-Zions Bank (64152))</u></a>	21

### Balance Sheet

Book Value + Accrued	305,307,999.90
Net Unrealized Gain/Loss	-12,310,700.66
Market Value + Accrued	292,997,299.24

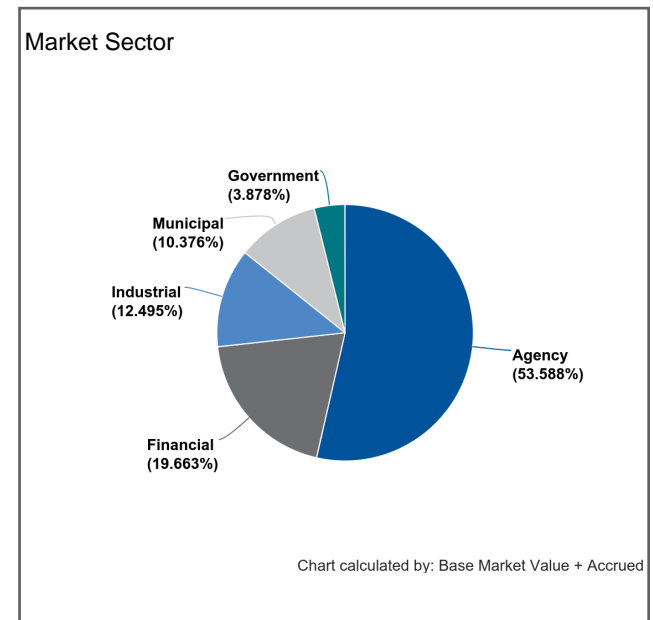
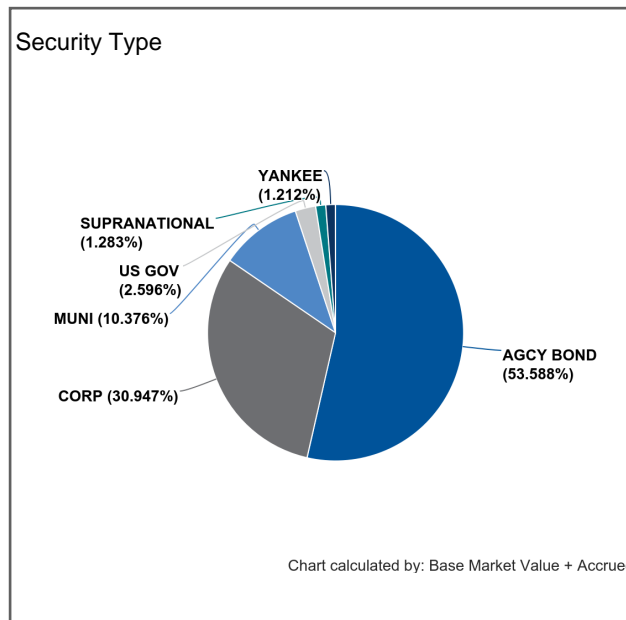
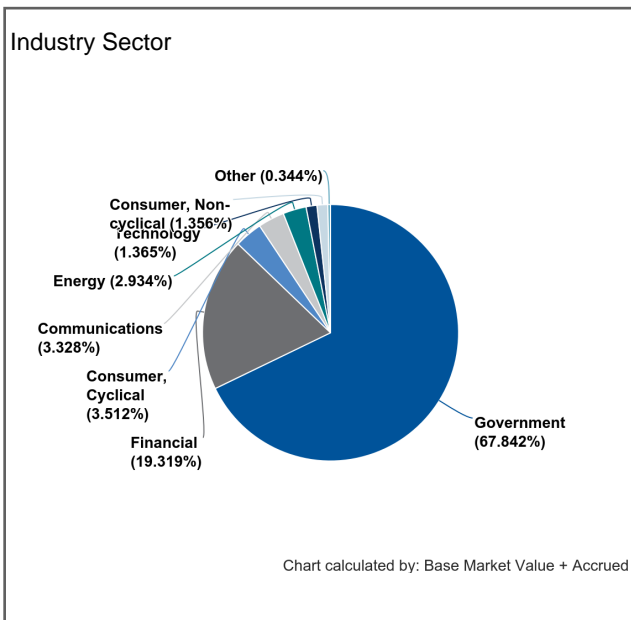
### Cash and Fixed Income Summary

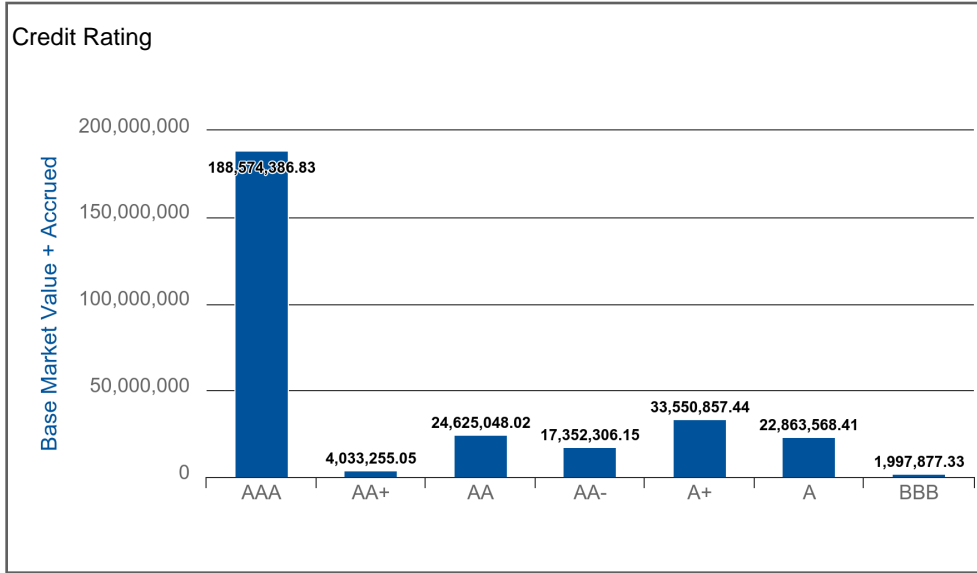
Risk Metric	Value
Fixed Income	292,997,299.24
Duration	2.450
Convexity	-0.241
WAL	2.639
Years to Final Maturity	2.819
Years to Effective Maturity	2.636
Yield	3.300
Book Yield	1.806
Avg Credit Rating	AA/Aa2/AA

### Issuer Concentration

Issuer Concentration	% of Base Market Value + Accrued
Other	34.457%
Federal Home Loan Banks	27.296%
Farm Credit System	12.518%
Federal Home Loan Mortgage Corporation	10.072%
The Toronto-Dominion Bank	5.212%
JPMorgan Chase & Co.	4.512%
Apple Inc.	2.986%
Bank of America Corporation	2.946%
---	100.000%

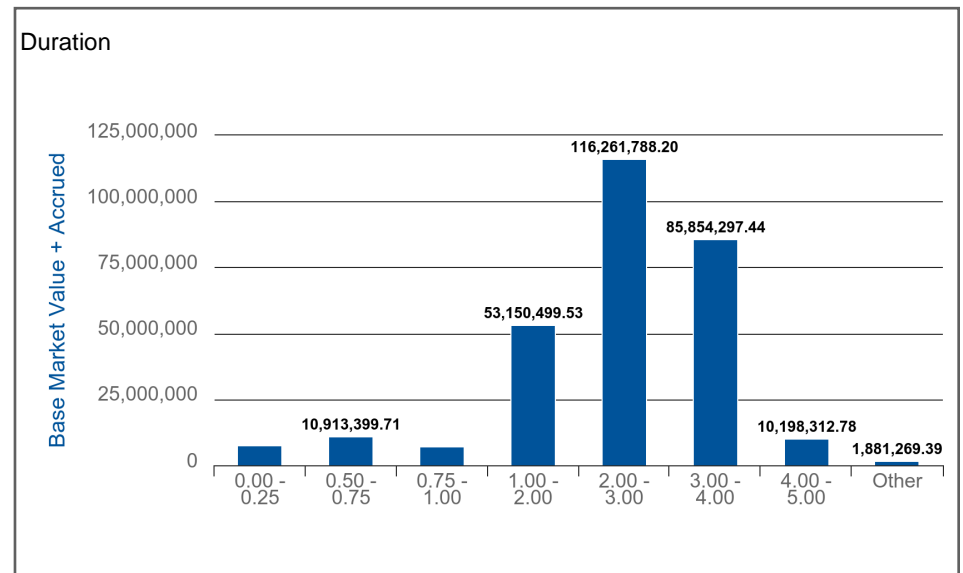
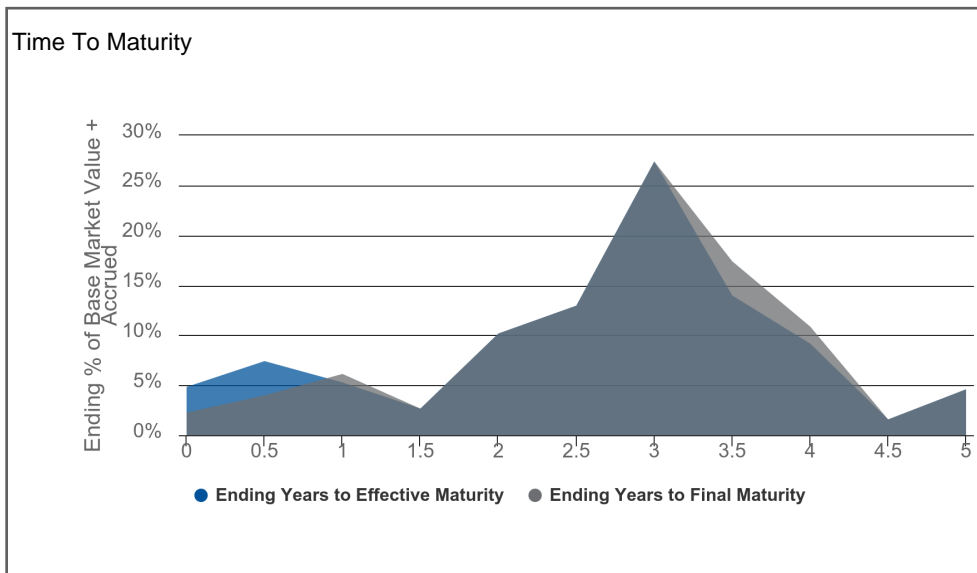
Footnotes: 1,2





### Credit Duration Heat Map

Rating	0 - 1	1 - 2	2 - 3	3 - 4	4 - 5	5 - 7	7 - 10	10 - 15	15 - 30
AAA	2.780%	8.429%	25.542%	26.035%	1.574%	0.000%	0.000%	0.000%	0.000%
AA	3.719%	2.185%	6.120%	1.773%	1.906%	0.000%	0.000%	0.000%	0.000%
A	2.554%	7.188%	8.018%	1.494%	0.000%	0.000%	0.000%	0.000%	0.000%
BBB	0.343%	0.339%	0.000%	0.000%	0.000%	0.000%	0.000%	0.000%	0.000%
BB	0.000%	0.000%	0.000%	0.000%	0.000%	0.000%	0.000%	0.000%	0.000%
B	0.000%	0.000%	0.000%	0.000%	0.000%	0.000%	0.000%	0.000%	0.000%
CCC	0.000%	0.000%	0.000%	0.000%	0.000%	0.000%	0.000%	0.000%	0.000%
CC	0.000%	0.000%	0.000%	0.000%	0.000%	0.000%	0.000%	0.000%	0.000%
C	0.000%	0.000%	0.000%	0.000%	0.000%	0.000%	0.000%	0.000%	0.000%
NA	0.000%	0.000%	0.000%	0.000%	0.000%	0.000%	0.000%	0.000%	0.000%



1: \* Grouped by: Issuer Concentration. 2: \* Groups Sorted by: % of Base Market Value + Accrued.

**GAAP Balance Sheet by Lot**

Jackson County-Zions Bank (64152)

As of 06/30/2022

[Return to Table of Contents](#)

Dated: 08/08/2022

Account	Identifier, Description	Current Units	Currency	BS Class	Trade Date	Final Maturity	Book Value	Interest/Dividend Due	Accrued Balance	Net Unrealized Gain/Loss	Market Value	Market Value + Accrued
Jackson County-Zions Bank	023135AZ9 AMAZON.COM INC	1,000,000.00	USD	LT	12/30/2019	08/22/2024	1,015,938.82	0.00	10,033.33	-26,049.82	989,889.00	999,922.33
Jackson County-Zions Bank	037833AK6 APPLE INC	1,000,000.00	USD	ST	02/04/2019	05/03/2023	996,928.13	0.00	3,866.67	-1,228.13	995,700.00	999,566.67
Jackson County-Zions Bank	037833AZ3 APPLE INC	2,000,000.00	USD	LT	02/03/2021	02/09/2025	2,100,609.56	0.00	19,722.22	-140,611.56	1,959,998.00	1,979,720.22
Jackson County-Zions Bank	037833DC1 APPLE INC	1,000,000.00	USD	ST	02/04/2019	09/12/2022	998,825.56	0.00	6,358.33	152.44	998,978.00	1,005,336.33
Jackson County-Zions Bank	037833DT4 APPLE INC	1,750,000.00	USD	LT	08/02/2021	05/11/2025	1,773,265.44	0.00	2,734.38	-127,577.69	1,645,687.75	1,648,422.13
Jackson County-Zions Bank	037833DX5 APPLE INC	3,388,000.00	USD	LT	11/10/2020	08/20/2025	3,388,000.00	0.00	6,780.71	-277,948.13	3,110,051.87	3,116,832.57
Jackson County-Zions Bank	06048WV56 BANK OF AMERICA CORP	5,000,000.00	USD	LT	05/03/2022	05/05/2026	5,000,000.00	0.00	31,111.11	-24,845.00	4,975,155.00	5,006,266.11
Jackson County-Zions Bank	06051GFB0 BANK OF AMERICA CORP	1,000,000.00	USD	LT	02/20/2019	01/22/2024	1,012,003.34	0.00	18,218.75	-1,792.34	1,010,211.00	1,028,429.75
Jackson County-Zions Bank	06051GFX2 BANK OF AMERICA CORP	2,000,000.00	USD	LT	01/18/2022	04/19/2026	2,108,819.20	0.00	14,000.00	-158,531.20	1,950,288.00	1,964,288.00
Jackson County-Zions Bank	06051GFX2 BANK OF AMERICA CORP	645,000.00	USD	LT	03/30/2022	04/19/2026	655,526.42	0.00	4,515.00	-26,558.54	628,967.88	633,482.88
Jackson County-Zions Bank	06367WHH9 BANK OF MONTREAL	1,000,000.00	USD	LT	12/18/2019	02/05/2024	1,015,926.60	0.00	13,383.33	-17,402.60	998,524.00	1,011,907.33
Jackson County-Zions Bank	06406RAG2 BANK OF NEW YORK MELLON CORP	1,000,000.00	USD	ST	08/17/2018	04/28/2023	1,001,437.27	0.00	6,125.00	2,631.73	1,004,069.00	1,010,194.00
Jackson County-Zions Bank	08467OBR8 BERKSHIRE HATHAWAY INC	1,000,000.00	USD	ST	02/20/2019	03/15/2023	1,000,256.02	0.00	8,097.22	-1,500.02	998,756.00	1,006,853.22
Jackson County-Zions Bank	13063DFT0 CALIFORNIA ST	1,000,000.00	USD	LT	03/20/2020	10/01/2024	1,050,665.31	0.00	12,500.00	16,894.69	1,067,560.00	1,080,060.00
Jackson County-Zions Bank	13063DSU3 CALIFORNIA ST	1,000,000.00	USD	ST	03/19/2020	03/01/2023	1,008,259.28	0.00	13,333.33	7,850.72	1,016,110.00	1,029,443.33
Jackson County-Zions Bank	166756AE6 CHEVRON USA INC	5,000,000.00	USD	LT	03/30/2022	08/12/2025	4,704,157.04	0.00	13,262.92	-100,837.04	4,603,320.00	4,616,582.92
Jackson County-Zions Bank	179198JF4 CLACKAMAS CNTY ORE SCH DIST NO 086	230,000.00	USD	LT	04/06/2021	06/15/2024	231,470.73	0.00	84.84	-10,976.63	220,494.10	220,578.94
Jackson County-Zions Bank	179198JG2 CLACKAMAS CNTY ORE SCH DIST NO 086	100,000.00	USD	LT	09/24/2020	06/15/2025	100,230.94	0.00	41.33	-6,182.94	94,048.00	94,089.33
Jackson County-Zions Bank	179198JG2 CLACKAMAS CNTY ORE SCH DIST NO 086	1,365,000.00	USD	LT	11/16/2020	06/15/2025	1,382,143.09	0.00	564.20	-98,387.89	1,283,755.20	1,284,319.40
Jackson County-Zions Bank	22546QAP2 CREDIT SUISSE AG (NEW YORK BRANCH)	3,000,000.00	USD	LT	04/26/2021	09/09/2024	3,171,902.41	0.00	33,833.33	-227,312.41	2,944,590.00	2,978,423.33
Jackson County-Zions Bank	30231GBH4 EXXON MOBIL CORP	4,000,000.00	USD	LT	02/03/2021	03/19/2025	4,234,261.80	0.00	33,909.33	-287,041.80	3,947,220.00	3,981,129.33
Jackson County-Zions Bank	3130A0F70 FEDERAL HOME LOAN BANKS	1,000,000.00	USD	LT	01/16/2020	12/08/2023	1,024,816.50	0.00	2,156.25	-19,275.50	1,005,541.00	1,007,697.25
Jackson County-Zions Bank	3130AJLA5 FEDERAL HOME LOAN BANKS	1,000,000.00	USD	LT	05/06/2020	05/19/2025	1,000,000.00	0.00	875.00	-63,693.00	936,307.00	937,182.00
Jackson County-Zions Bank	3130AJP60 FEDERAL HOME LOAN BANKS	1,000,000.00	USD	LT	12/13/2021	06/11/2026	986,987.07	0.00	500.00	-68,498.07	918,489.00	918,989.00
Jackson County-Zions Bank	3130AJSY6 FEDERAL HOME LOAN BANKS	1,000,000.00	USD	LT	06/03/2021	07/15/2025	1,000,000.00	0.00	3,135.56	-69,113.00	930,887.00	934,022.56
Jackson County-Zions Bank	3130AKPN0 FEDERAL HOME LOAN BANKS	3,000,000.00	USD	LT	01/13/2021	01/29/2026	3,000,000.00	0.00	7,600.00	-251,385.00	2,748,615.00	2,756,215.00
Jackson County-Zions Bank	3130AMHQ8 FEDERAL HOME LOAN BANKS	5,000,000.00	USD	LT	06/02/2021	02/27/2025	5,000,000.00	0.00	10,763.89	-309,650.00	4,690,350.00	4,701,113.89
Jackson County-Zions Bank	3130AMSB9 FEDERAL HOME LOAN BANKS	5,000,000.00	USD	LT	06/02/2021	06/16/2025	5,000,000.00	0.00	1,458.33	-333,745.00	4,666,255.00	4,667,713.33
Jackson County-Zions Bank	3130ANAW0 FEDERAL HOME LOAN BANKS	2,500,000.00	USD	LT	08/02/2021	01/29/2025	2,500,000.00	0.00	5,805.56	-154,765.00	2,345,235.00	2,351,040.56

**GAAP Balance Sheet by Lot**

Jackson County-Zions Bank (64152)

As of 06/30/2022

[Return to Table of Contents](#)

Dated: 08/08/2022

Account	Identifier, Description	Current Units	Currency	BS Class	Trade Date	Final Maturity	Book Value	Interest/Dividend Due	Accrued Balance	Net Unrealized Gain/Loss	Market Value	Market Value + Accrued
Jackson County-Zions Bank	3130ANEJ5 FEDERAL HOME LOAN BANKS	2,000,000.00	USD	LT	07/21/2021	01/28/2025	2,000,000.00	0.00	4,420.00	-125,152.00	1,874,848.00	1,879,268.00
Jackson County-Zions Bank	3130ANFZ8 FEDERAL HOME LOAN BANKS	4,000,000.00	USD	LT	08/02/2021	08/18/2025	4,000,000.00	0.00	10,344.44	-282,440.00	3,717,560.00	3,727,904.44
Jackson County-Zions Bank	3130ANMH0 FEDERAL HOME LOAN BANKS	2,000,000.00	USD	LT	03/29/2022	08/20/2026	1,879,741.73	0.00	8,005.56	-36,115.73	1,843,626.00	1,851,631.56
Jackson County-Zions Bank	3130ANMN7 FEDERAL HOME LOAN BANKS	2,000,000.00	USD	LT	08/11/2021	08/26/2024	2,000,000.00	0.00	3,611.11	-103,776.00	1,896,224.00	1,899,835.11
Jackson County-Zions Bank	3130ANVB3 FEDERAL HOME LOAN BANKS	1,170,000.00	USD	LT	10/05/2021	09/17/2025	1,170,000.00	0.00	2,704.00	-81,234.27	1,088,765.73	1,091,469.73
Jackson County-Zions Bank	3130APBR5 FEDERAL HOME LOAN BANKS	2,000,000.00	USD	LT	11/18/2021	01/07/2025	1,986,121.46	0.00	6,283.33	-102,255.46	1,883,866.00	1,890,149.33
Jackson County-Zions Bank	3130APDK8 FEDERAL HOME LOAN BANKS	5,000,000.00	USD	LT	11/01/2021	09/30/2026	4,973,166.76	0.00	13,902.78	-374,506.76	4,598,660.00	4,612,562.78
Jackson County-Zions Bank	3130APE35 FEDERAL HOME LOAN BANKS	1,070,000.00	USD	LT	10/28/2021	03/30/2026	1,064,146.77	0.00	2,704.72	-73,415.59	990,731.19	993,435.91
Jackson County-Zions Bank	3130APP41 FEDERAL HOME LOAN BANKS	1,750,000.00	USD	LT	11/01/2021	08/22/2025	1,749,633.13	0.00	2,132.81	-102,442.13	1,647,191.00	1,649,323.81
Jackson County-Zions Bank	3130APPQ2 FEDERAL HOME LOAN BANKS	605,000.00	USD	LT	11/02/2021	11/08/2024	605,000.00	0.00	801.63	-29,323.74	575,676.26	576,477.88
Jackson County-Zions Bank	3130APQ32 FEDERAL HOME LOAN BANKS	2,550,000.00	USD	LT	11/18/2021	05/24/2024	2,550,000.00	0.00	1,965.63	-105,580.20	2,444,419.80	2,446,385.42
Jackson County-Zions Bank	3130APUY9 FEDERAL HOME LOAN BANKS	2,000,000.00	USD	LT	11/12/2021	02/28/2025	2,000,000.00	0.00	6,833.33	-105,236.00	1,894,764.00	1,901,597.33
Jackson County-Zions Bank	3130APZX6 FEDERAL HOME LOAN BANKS	3,200,000.00	USD	LT	11/23/2021	06/10/2024	3,200,000.00	0.00	1,680.00	-127,152.00	3,072,848.00	3,074,528.00
Jackson County-Zions Bank	3130AQWU3 FEDERAL HOME LOAN BANKS	2,000,000.00	USD	LT	02/10/2022	02/27/2026	1,997,252.74	0.00	13,666.67	-81,998.74	1,915,254.00	1,928,920.67
Jackson County-Zions Bank	3130AR4Y4 FEDERAL HOME LOAN BANKS	2,000,000.00	USD	LT	03/10/2022	03/16/2026	2,000,000.00	0.00	12,716.67	-76,680.00	1,923,320.00	1,936,036.67
Jackson County-Zions Bank	3130ARDN8 FEDERAL HOME LOAN BANKS	2,000,000.00	USD	LT	03/11/2022	03/28/2025	2,000,000.00	0.00	7,104.17	-33,276.00	1,966,724.00	1,973,828.17
Jackson County-Zions Bank	3130ARGN5 FEDERAL HOME LOAN BANKS	3,000,000.00	USD	LT	03/30/2022	04/20/2026	3,000,000.00	0.00	17,750.00	-58,071.00	2,941,929.00	2,959,679.00
Jackson County-Zions Bank	3130ARHP9 FEDERAL HOME LOAN BANKS	1,740,000.00	USD	LT	03/29/2022	04/18/2024	1,736,090.36	0.00	8,379.79	-19,730.00	1,716,360.36	1,724,740.15
Jackson County-Zions Bank	3130ARK42 FEDERAL HOME LOAN BANKS	2,000,000.00	USD	LT	03/29/2022	03/28/2025	2,000,000.00	0.00	14,307.22	-27,502.00	1,972,498.00	1,986,805.22
Jackson County-Zions Bank	3130ARM73 FEDERAL HOME LOAN BANKS	10,000,000.00	USD	LT	03/30/2022	07/14/2026	10,000,000.00	0.00	66,305.56	-187,980.00	9,812,020.00	9,878,325.56
Jackson County-Zions Bank	3130ASC31 FEDERAL HOME LOAN BANKS	5,800,000.00	USD	LT	06/10/2022	06/27/2025	5,758,970.29	0.00	1,933.33	-27,207.29	5,731,763.00	5,733,696.33
Jackson County-Zions Bank	3130ASEA3 FEDERAL HOME LOAN BANKS	3,500,000.00	USD	LT	06/10/2022	06/28/2024	3,496,514.36	0.00	911.46	-13,506.86	3,483,007.50	3,483,918.96
Jackson County-Zions Bank	3130ASHG7 FEDERAL HOME LOAN BANKS	2,500,000.00	USD	LT	06/16/2022	09/29/2023	2,500,000.00	0.00	458.33	2,045.00	2,502,045.00	2,502,503.33
Jackson County-Zions Bank	3132X0G39 FEDERAL AGRICULTURAL MORTGAGE CORP	500,000.00	USD	ST	01/30/2018	01/30/2023	499,782.39	0.00	5,243.06	272.61	500,055.00	505,298.06
Jackson County-Zions Bank	3133EJSD2 FEDERAL FARM CREDIT BANKS FUNDING CORP	1,000,000.00	USD	ST	11/16/2018	06/19/2023	999,187.66	0.00	963.33	910.34	1,000,098.00	1,001,061.33
Jackson County-Zions Bank	3133ELVX9 FEDERAL FARM CREDIT BANKS FUNDING CORP	1,000,000.00	USD	LT	02/10/2022	04/08/2024	987,832.78	0.00	2,017.36	-24,218.78	963,614.00	965,631.36
Jackson County-Zions Bank	3133EMAB8 FEDERAL FARM CREDIT BANKS FUNDING CORP	2,000,000.00	USD	LT	10/28/2020	06/17/2024	1,999,567.75	0.00	303.33	-99,029.75	1,900,538.00	1,900,841.33
Jackson County-Zions Bank	3133EMDZ2 FEDERAL FARM CREDIT BANKS FUNDING CORP	2,000,000.00	USD	LT	10/22/2020	10/21/2025	1,998,675.44	0.00	2,022.22	-158,695.44	1,839,980.00	1,842,002.22

**GAAP Balance Sheet by Lot**

Jackson County-Zions Bank (64152)

As of 06/30/2022

[Return to Table of Contents](#)

Dated: 08/08/2022

Account	Identifier, Description	Current Units	Currency	BS Class	Trade Date	Final Maturity	Book Value	Interest/Dividend Due	Accrued Balance	Net Unrealized Gain/Loss	Market Value	Market Value + Accrued
Jackson County-Zions Bank	3133EMF98 FEDERAL FARM CREDIT BANKS FUNDING CORP	2,000,000.00	USD	LT	06/02/2021	06/09/2025	2,000,000.00	0.00	794.44	-135,440.00	1,864,560.00	1,865,354.44
Jackson County-Zions Bank	3133EMFC1 FEDERAL FARM CREDIT BANKS FUNDING CORP	2,000,000.00	USD	LT	10/30/2020	07/29/2025	1,999,350.29	0.00	4,475.56	-147,908.29	1,851,442.00	1,855,917.56
Jackson County-Zions Bank	3133EMFC1 FEDERAL FARM CREDIT BANKS FUNDING CORP	6,205,000.00	USD	LT	11/05/2020	07/29/2025	6,203,989.80	0.00	13,885.41	-459,891.00	5,744,098.80	5,757,984.22
Jackson County-Zions Bank	3133EMH21 FEDERAL FARM CREDIT BANKS FUNDING CORP	1,380,000.00	USD	LT	12/13/2021	06/15/2026	1,361,720.75	0.00	552.00	-94,515.05	1,267,205.70	1,267,757.70
Jackson County-Zions Bank	3133EMLE0 FEDERAL FARM CREDIT BANKS FUNDING CORP	2,000,000.00	USD	LT	01/04/2021	09/22/2023	2,000,000.00	0.00	1,045.00	-65,624.00	1,934,376.00	1,935,421.00
Jackson County-Zions Bank	3133EMPV8 FEDERAL FARM CREDIT BANKS FUNDING CORP	2,000,000.00	USD	LT	02/03/2021	02/03/2025	1,999,480.55	0.00	2,631.11	-135,336.55	1,864,144.00	1,866,775.11
Jackson County-Zions Bank	3133EMYD8 FEDERAL FARM CREDIT BANKS FUNDING CORP	600,000.00	USD	LT	06/07/2021	11/03/2025	600,000.00	0.00	821.67	-42,428.40	557,571.60	558,393.27
Jackson County-Zions Bank	3133ENSZ4 FEDERAL FARM CREDIT BANKS FUNDING CORP	1,000,000.00	USD	LT	03/29/2022	04/01/2027	993,633.90	0.00	6,875.00	-27,272.90	966,361.00	973,236.00
Jackson County-Zions Bank	3133ENYA2 FEDERAL FARM CREDIT BANKS FUNDING CORP	5,000,000.00	USD	LT	06/06/2022	06/01/2027	4,995,065.93	0.00	14,375.00	-90,840.93	4,904,225.00	4,918,600.00
Jackson County-Zions Bank	3133ENYP9 FEDERAL FARM CREDIT BANKS FUNDING CORP	5,000,000.00	USD	LT	06/10/2022	06/09/2025	4,989,525.55	0.00	9,548.61	-43,855.55	4,945,670.00	4,955,218.61
Jackson County-Zions Bank	3133ENZF0 FEDERAL FARM CREDIT BANKS FUNDING CORP	5,000,000.00	USD	LT	06/16/2022	06/22/2026	5,000,000.00	0.00	5,500.00	9,100.00	5,009,100.00	5,014,600.00
Jackson County-Zions Bank	3134GVVX3 FEDERAL HOME LOAN MORTGAGE CORP	2,000,000.00	USD	LT	06/02/2020	05/28/2025	2,000,000.00	0.00	1,375.00	-128,408.00	1,871,592.00	1,872,967.00
Jackson County-Zions Bank	3134GW3W4 FEDERAL HOME LOAN MORTGAGE CORP	2,000,000.00	USD	LT	10/28/2020	10/28/2024	2,000,000.00	0.00	1,435.00	-117,234.00	1,882,766.00	1,884,201.00
Jackson County-Zions Bank	3134GW5P7 FEDERAL HOME LOAN MORTGAGE CORP	5,000,000.00	USD	LT	10/26/2020	10/27/2025	5,000,000.00	0.00	5,333.33	-389,585.00	4,610,415.00	4,615,748.33
Jackson County-Zions Bank	3134GW5R3 FEDERAL HOME LOAN MORTGAGE CORP	1,000,000.00	USD	LT	03/29/2022	10/27/2025	936,420.58	0.00	1,155.56	-12,796.58	923,624.00	924,779.56
Jackson County-Zions Bank	3134GWSR8 FEDERAL HOME LOAN MORTGAGE CORP	2,500,000.00	USD	LT	11/19/2021	09/24/2024	2,482,885.25	0.00	2,963.89	-121,835.25	2,361,050.00	2,364,013.89
Jackson County-Zions Bank	3134GWUV6 FEDERAL HOME LOAN MORTGAGE CORP	1,000,000.00	USD	LT	10/22/2020	09/30/2025	1,000,000.00	0.00	1,314.44	-78,648.00	921,352.00	922,666.44
Jackson County-Zions Bank	3134GWUV6 FEDERAL HOME LOAN MORTGAGE CORP	2,375,000.00	USD	LT	10/30/2020	09/30/2025	2,373,427.71	0.00	3,121.81	-185,216.70	2,188,211.00	2,191,332.81
Jackson County-Zions Bank	3134GWV52 FEDERAL HOME LOAN MORTGAGE CORP	3,825,000.00	USD	LT	10/02/2020	09/30/2025	3,824,376.68	0.00	4,834.38	-302,504.10	3,521,872.58	3,526,706.95
Jackson County-Zions Bank	3134GWXE1 FEDERAL HOME LOAN MORTGAGE CORP	2,000,000.00	USD	LT	10/02/2020	06/30/2025	2,000,000.00	0.00	2,527.78	-146,476.00	1,853,524.00	1,856,051.78
Jackson County-Zions Bank	3134GXAM6 FEDERAL HOME LOAN MORTGAGE CORP	5,000,000.00	USD	LT	10/30/2020	11/10/2025	5,000,000.00	0.00	4,250.00	-394,010.00	4,605,990.00	4,610,240.00
Jackson County-Zions Bank	3134GXKR4 FEDERAL HOME LOAN MORTGAGE CORP	1,000,000.00	USD	LT	01/04/2021	07/15/2025	1,000,000.00	0.00	1,844.44	-77,098.00	922,902.00	924,746.44



**GAAP Balance Sheet by Lot**

Jackson County-Zions Bank (64152)

As of 06/30/2022

[Return to Table of Contents](#)

Dated: 08/08/2022

Account	Identifier, Description	Current Units	Currency	BS Class	Trade Date	Final Maturity	Book Value	Interest/Dividend Due	Accrued Balance	Net Unrealized Gain/Loss	Market Value	Market Value + Accrued
Jackson County-Zions Bank	3134GXKR4 FEDERAL HOME LOAN MORTGAGE CORP	2,000,000.00	USD	LT	01/04/2021	07/15/2025	2,000,000.00	0.00	3,688.89	-154,196.00	1,845,804.00	1,849,492.89
Jackson County-Zions Bank	3134GXQF4 FEDERAL HOME LOAN MORTGAGE CORP	2,000,000.00	USD	LT	03/29/2022	04/13/2027	1,999,043.26	0.00	14,083.33	-44,381.26	1,954,662.00	1,968,745.33
Jackson County-Zions Bank	3135G06A6 FEDERAL NATIONAL MORTGAGE ASSOCIATION	2,000,000.00	USD	LT	10/30/2020	10/20/2025	2,000,000.00	0.00	2,287.78	-157,950.00	1,842,050.00	1,844,337.78
Jackson County-Zions Bank	3135GAC58 FEDERAL NATIONAL MORTGAGE ASSOCIATION	1,200,000.00	USD	LT	01/04/2021	01/22/2026	1,200,000.00	0.00	2,809.00	-103,917.60	1,096,082.40	1,098,891.40
Jackson County-Zions Bank	3136G45C3 FEDERAL NATIONAL MORTGAGE ASSOCIATION	2,000,000.00	USD	LT	10/22/2020	10/27/2025	1,999,667.58	0.00	1,920.00	-160,957.58	1,838,710.00	1,840,630.00
Jackson County-Zions Bank	3136G4W41 FEDERAL NATIONAL MORTGAGE ASSOCIATION	3,965,000.00	USD	LT	06/02/2021	08/25/2025	3,965,000.00	0.00	9,020.38	-290,749.48	3,674,250.52	3,683,270.89
Jackson County-Zions Bank	31422BA26 FEDERAL AGRICULTURAL MORTGAGE CORP	2,000,000.00	USD	LT	11/18/2021	05/19/2025	1,976,911.51	0.00	1,575.00	-108,285.51	1,868,626.00	1,870,201.00
Jackson County-Zions Bank	456560WF4 INDUSTRY CALIF	960,000.00	USD	LT	04/05/2019	07/01/2023	960,000.00	0.00	14,400.00	0.00	960,000.00	974,400.00
Jackson County-Zions Bank	4581XOCM8 INTER-AMERICAN DEVELOPMENT BANK	2,000,000.00	USD	LT	02/03/2021	01/15/2025	2,089,493.67	0.00	19,597.22	-130,859.67	1,958,634.00	1,978,231.22
Jackson County-Zions Bank	459051FW3 INTERNATIONAL BANK FOR RECONSTRUCTION AND DEVELOPM	2,000,000.00	USD	LT	03/28/2022	03/01/2026	1,809,491.72	0.00	0.00	-29,433.72	1,780,058.00	1,780,058.00
Jackson County-Zions Bank	46625HJE1 JPMORGAN CHASE & CO	1,395,000.00	USD	ST	12/18/2019	09/23/2022	1,398,878.46	0.00	12,341.88	-1,808.28	1,397,070.18	1,409,412.05
Jackson County-Zions Bank	46625HJH4 JPMORGAN CHASE & CO	1,000,000.00	USD	ST	02/01/2019	01/25/2023	1,001,065.82	0.00	13,866.67	5.18	1,001,071.00	1,014,937.67
Jackson County-Zions Bank	46625HJH4 JPMORGAN CHASE & CO	2,000,000.00	USD	ST	12/18/2019	01/25/2023	2,012,278.06	0.00	27,733.33	-10,136.06	2,002,142.00	2,029,875.33
Jackson County-Zions Bank	46625HJT8 JPMORGAN CHASE & CO	1,000,000.00	USD	LT	12/18/2019	02/01/2024	1,025,891.76	0.00	16,145.83	-20,252.76	1,005,639.00	1,021,784.83
Jackson County-Zions Bank	46625HMN7 JPMORGAN CHASE & CO	4,000,000.00	USD	LT	08/02/2021	07/15/2025	4,340,270.52	0.00	71,933.33	-329,322.52	4,010,948.00	4,082,881.33
Jackson County-Zions Bank	46625HMN7 JPMORGAN CHASE & CO	2,861,000.00	USD	LT	08/04/2021	07/15/2025	3,101,062.94	0.00	51,450.32	-232,232.39	2,868,830.56	2,920,280.87
Jackson County-Zions Bank	46625HMN7 JPMORGAN CHASE & CO	725,000.00	USD	LT	09/20/2021	07/15/2025	783,562.54	0.00	13,037.92	-56,578.22	726,984.32	740,022.24
Jackson County-Zions Bank	478160BT0 JOHNSON & JOHNSON	1,000,000.00	USD	ST	12/30/2019	03/01/2023	1,001,199.78	0.00	6,833.33	-8,391.78	992,808.00	999,641.33
Jackson County-Zions Bank	478160BY9 JOHNSON & JOHNSON	2,000,000.00	USD	LT	03/18/2022	03/01/2026	2,006,513.30	0.00	16,333.33	-58,453.30	1,948,060.00	1,964,393.33
Jackson County-Zions Bank	515182EJ8 LANE CMNTY COLLEGE ORE	500,000.00	USD	LT	11/25/2020	06/15/2025	504,390.35	0.00	189.11	-36,435.35	467,955.00	468,144.11
Jackson County-Zions Bank	515182EJ8 LANE CMNTY COLLEGE ORE	770,000.00	USD	LT	03/04/2022	06/15/2025	748,684.60	0.00	291.23	-28,033.90	720,650.70	720,941.93
Jackson County-Zions Bank	515300TE1 LANE CNTY ORE SCH DIST NO 4 J EUGENE	720,000.00	USD	LT	03/09/2021	06/15/2024	721,390.65	0.00	192.00	-35,626.65	685,764.00	685,956.00
Jackson County-Zions Bank	5446465F5 LOS ANGELES CALIF UNI SCH DIST	1,115,000.00	USD	ST	03/19/2020	07/01/2022	1,115,000.00	0.00	27,875.00	0.00	1,115,000.00	1,142,875.00
Jackson County-Zions Bank	544646A77 LOS ANGELES CALIF UNI SCH DIST	5,000,000.00	USD	LT	06/10/2022	05/01/2027	5,389,845.12	0.00	143,000.00	52,904.88	5,442,750.00	5,585,750.00
Jackson County-Zions Bank	558770DU4 MADRAS ORE	175,000.00	USD	LT	09/24/2021	03/01/2024	175,000.00	0.00	446.25	-7,334.25	167,665.75	168,112.00
Jackson County-Zions Bank	56781RGS0 MARIN CALIF CMNTY COLLEGE DIST	610,000.00	USD	LT	02/11/2021	08/01/2025	658,076.42	0.00	7,757.17	-52,944.22	605,132.20	612,889.37
Jackson County-Zions Bank	56781RJH1 MARIN CALIF CMNTY COLLEGE DIST	170,000.00	USD	LT	03/18/2021	08/01/2024	178,928.55	0.00	2,156.88	-9,732.66	169,195.90	171,352.77

**GAAP Balance Sheet by Lot**

Jackson County-Zions Bank (64152)

As of 06/30/2022

[Return to Table of Contents](#)

Dated: 08/08/2022

Account	Identifier, Description	Current Units	Currency	BS Class	Trade Date	Final Maturity	Book Value	Interest/Dividend Due	Accrued Balance	Net Unrealized Gain/Loss	Market Value	Market Value + Accrued
Jackson County-Zions Bank	594918BH6 MICROSOFT CORP	1,000,000.00	USD	ST	12/05/2017	11/03/2022	1,000,466.23	0.00	4,269.44	-611.23	999,855.00	1,004,124.44
Jackson County-Zions Bank	594918BQ6 MICROSOFT CORP	1,000,000.00	USD	LT	12/11/2018	08/08/2023	987,779.54	0.00	7,944.44	2,289.46	990,069.00	998,013.44
Jackson County-Zions Bank	63254AAE8 NATIONAL AUSTRALIA BANK LTD (NEW YORK BRANCH)	689,000.00	USD	ST	01/19/2018	01/20/2023	688,999.23	0.00	9,244.08	-163.90	688,835.33	698,079.41
Jackson County-Zions Bank	654106AH6 NIKE INC	2,000,000.00	USD	LT	05/26/2020	03/27/2025	2,082,866.36	0.00	12,533.33	-134,828.36	1,948,038.00	1,960,571.33
Jackson County-Zions Bank	654106AH6 NIKE INC	3,000,000.00	USD	LT	11/04/2021	03/27/2025	3,111,131.73	0.00	18,800.00	-189,074.73	2,922,057.00	2,940,857.00
Jackson County-Zions Bank	68389XBL8 ORACLE CORP	1,000,000.00	USD	LT	02/04/2019	09/15/2023	993,293.23	0.00	7,066.67	-8,134.23	985,159.00	992,225.67
Jackson County-Zions Bank	68389XBR5 ORACLE CORP	1,000,000.00	USD	ST	05/14/2018	02/15/2023	996,558.40	0.00	9,916.67	-823.40	995,735.00	1,005,651.67
Jackson County-Zions Bank	68607DTK1 OREGON ST DEPT TRANSN HWY USER TAX REV	125,000.00	USD	ST	03/23/2020	11/15/2022	125,893.34	0.00	798.61	592.91	126,486.25	127,284.86
Jackson County-Zions Bank	68607DVB8 OREGON ST DEPT TRANSN HWY USER TAX REV	4,145,000.00	USD	LT	03/29/2022	11/15/2025	3,870,984.78	0.00	3,633.32	-76,983.38	3,794,001.40	3,797,634.72
Jackson County-Zions Bank	695802MV7 PAJARO VALLEY CALIF UNI SCH DIST	400,000.00	USD	ST	02/06/2019	08/01/2022	400,120.48	0.00	5,308.33	243.51	400,364.00	405,672.33
Jackson County-Zions Bank	73474TAH3 PORT MORROW ORE TRANSMISSION FACS REV	145,000.00	USD	ST	02/09/2021	09/01/2022	145,648.33	0.00	1,419.55	-387.33	145,261.00	146,680.55
Jackson County-Zions Bank	73474TAJ9 PORT MORROW ORE TRANSMISSION FACS REV	225,000.00	USD	LT	04/05/2019	09/01/2023	225,976.30	0.00	2,322.75	-850.30	225,126.00	227,448.75
Jackson County-Zions Bank	73524OH22 PORT PORTLAND ORE ARPT REV	105,000.00	USD	LT	04/13/2020	07/01/2023	108,142.19	0.00	2,625.00	109.66	108,251.85	110,876.85
Jackson County-Zions Bank	742718EB1 PROCTER & GAMBLE CO	500,000.00	USD	LT	04/05/2019	08/15/2023	503,780.05	0.00	5,855.56	-4,832.55	498,947.50	504,803.06
Jackson County-Zions Bank	742718EU9 PROCTER & GAMBLE CO	500,000.00	USD	ST	12/07/2018	08/11/2022	499,473.34	0.00	4,180.56	302.16	499,775.50	503,956.06
Jackson County-Zions Bank	769036BM5 RIVERSIDE CALIF PENSION OBLIG	3,030,000.00	USD	LT	06/11/2020	06/01/2025	3,070,249.97	0.00	5,572.68	-149,269.37	2,920,980.60	2,926,553.27
Jackson County-Zions Bank	78013XW20YANK ROYAL BANK OF CANADA	2,000,000.00	USD	LT	02/20/2019	10/05/2023	2,012,440.98	0.00	17,677.78	-1,586.98	2,010,854.00	2,028,531.78
Jackson County-Zions Bank	79730CJK1 SAN DIEGO CALIF PUB FACS FING AUTH WTR REV	345,000.00	USD	LT	03/15/2022	08/01/2026	340,496.83	0.00	2,735.56	-14,216.53	326,280.30	329,015.86
Jackson County-Zions Bank	79770GGP5 SAN FRANCISCO CALIF CITY & CNTY REDEV AGY SUCCESSO	1,000,000.00	USD	ST	04/14/2020	08/01/2022	1,000,184.44	0.00	9,895.83	475.56	1,000,660.00	1,010,555.83
Jackson County-Zions Bank	798135H51 SAN JOSE CALIF	560,000.00	USD	LT	05/06/2020	09/01/2023	567,033.41	0.00	4,293.33	-12,101.41	554,932.00	559,225.33
Jackson County-Zions Bank	798170AF3 SUCCESSOR AGENCY TO THE REDEVELOPMENT AGENCY OF TH	3,000,000.00	USD	LT	07/22/2020	08/01/2023	3,066,691.71	0.00	35,350.00	-79,831.71	2,986,860.00	3,022,210.00
Jackson County-Zions Bank	799038NQ3 SAN MATEO CNTY CALIF CMNTY COLLEGE DIST	750,000.00	USD	LT	03/30/2022	09/01/2025	710,017.01	0.00	2,270.00	-9,104.51	700,912.50	703,182.50
Jackson County-Zions Bank	83306BNC9 SNOHOMISH & ISLAND CNTYS WASH SCH DIST NO 401 STAN	1,000,000.00	USD	LT	05/06/2020	12/15/2024	1,098,470.34	0.00	2,222.22	-28,500.34	1,069,970.00	1,072,192.22
Jackson County-Zions Bank	857477AT0 STATE STREET CORP	3,020,000.00	USD	LT	03/29/2022	08/18/2025	3,069,000.04	0.00	39,608.14	-57,220.48	3,011,779.56	3,051,387.70
Jackson County-Zions Bank	89114QC48YANK TORONTO-DOMINION BANK	500,000.00	USD	LT	08/17/2018	07/19/2023	500,765.79	0.00	7,875.00	790.21	501,556.00	509,431.00
Jackson County-Zions Bank	89114QCA4 TORONTO-DOMINION BANK	3,000,000.00	USD	LT	04/26/2021	06/12/2024	3,120,316.14	0.00	4,195.83	-175,876.14	2,944,440.00	2,948,635.83
Jackson County-Zions Bank	89114TZG0 TORONTO-DOMINION BANK	2,000,000.00	USD	LT	10/28/2021	09/10/2026	1,979,014.88	0.00	7,708.33	-206,830.88	1,772,184.00	1,779,892.33

**GAAP Balance Sheet by Lot**

Jackson County-Zions Bank (64152)

As of 06/30/2022

[Return to Table of Contents](#)

Dated: 08/08/2022

Account	Identifier, Description	Current Units	Currency	BS Class	Trade Date	Final Maturity	Book Value	Interest/ Dividend Due	Accrued Balance	Net Unrealized Gain/Loss	Market Value	Market Value + Accrued
Jackson County-Zions Bank	89114X2N2 TORONTO-DOMINION BANK	10,000,000.00	USD	LT	06/10/2022	12/15/2025	10,000,000.00	0.00	17,777.78	14,190.00	10,014,190.00	10,031,967.78
Jackson County-Zions Bank	89236TEC5 TOYOTA MOTOR CREDIT CORP	500,000.00	USD	ST	05/14/2018	09/08/2022	499,026.08	0.00	3,374.31	775.42	499,801.50	503,175.81
Jackson County-Zions Bank	89236TEL5 TOYOTA MOTOR CREDIT CORP	1,000,000.00	USD	ST	08/17/2018	01/11/2023	997,538.72	0.00	12,750.00	273.28	997,812.00	1,010,562.00
Jackson County-Zions Bank	89236TFS9 TOYOTA MOTOR CREDIT CORP	1,000,000.00	USD	LT	04/05/2019	01/08/2024	1,009,254.92	0.00	16,098.61	-8,828.92	1,000,426.00	1,016,524.61
Jackson County-Zions Bank	90331HNL3 US BANK NA	500,000.00	USD	ST	01/30/2018	01/23/2023	499,869.05	0.00	6,254.17	814.45	500,683.50	506,937.67
Jackson County-Zions Bank	91159HHX1 US BANCORP	2,000,000.00	USD	LT	11/01/2021	07/30/2024	2,060,451.07	0.00	20,133.33	-108,389.07	1,952,062.00	1,972,195.33
Jackson County-Zions Bank	91159HHZ6 US BANCORP	5,000,000.00	USD	LT	08/11/2021	05/12/2025	5,090,188.48	0.00	9,868.06	-386,433.48	4,703,755.00	4,713,623.06
Jackson County-Zions Bank	9128282Y5 UNITED STATES TREASURY	2,000,000.00	USD	LT	03/29/2022	09/30/2024	1,983,919.34	0.00	10,683.06	-20,169.34	1,963,750.00	1,974,433.06
Jackson County-Zions Bank	912828Y87 UNITED STATES TREASURY	2,000,000.00	USD	LT	03/29/2022	07/31/2024	1,971,377.85	0.00	14,599.45	-20,127.85	1,951,250.00	1,965,849.45
Jackson County-Zions Bank	91282CAJ0 UNITED STATES TREASURY	2,000,000.00	USD	LT	03/29/2022	08/31/2025	1,860,878.62	0.00	1,671.20	-27,753.62	1,833,125.00	1,834,796.20
Jackson County-Zions Bank	91282CAM3 UNITED STATES TREASURY	2,000,000.00	USD	LT	03/29/2022	09/30/2025	1,857,151.97	0.00	1,256.83	-28,089.47	1,829,062.50	1,830,319.33
Jackson County-Zions Bank	91412HGE7 UNIVERSITY CALIF REVS	410,000.00	USD	LT	02/08/2021	05/15/2025	414,334.06	0.00	462.59	-33,341.56	380,992.50	381,455.09
Jackson County-Zions Bank	91412HGE7 UNIVERSITY CALIF REVS	1,175,000.00	USD	LT	06/02/2021	05/15/2025	1,182,416.46	0.00	1,325.73	-90,547.71	1,091,868.75	1,093,194.48
Jackson County-Zions Bank	931142DH3 WALMART INC	1,103,000.00	USD	ST	02/20/2019	04/11/2023	1,101,783.53	0.00	6,250.33	-1,913.84	1,099,869.69	1,106,120.02
Jackson County-Zions Bank	931142DU4 WALMART INC	750,000.00	USD	ST	04/05/2019	12/15/2022	749,486.34	0.00	783.33	-409.59	749,076.75	749,860.08
Jackson County-Zions Bank	931142EK5 WALMART INC	1,000,000.00	USD	ST	02/04/2019	06/26/2023	1,004,465.60	0.00	472.22	-2,613.60	1,001,852.00	1,002,324.22
Jackson County-Zions Bank	95000U2B8 WELLS FARGO & CO	500,000.00	USD	ST	04/05/2019	07/22/2022	499,927.55	0.00	5,796.88	19.45	499,947.00	505,743.88
Jackson County-Zions Bank	961214DZ3 WESTPAC BANKING CORP	500,000.00	USD	ST	08/17/2018	05/15/2023	500,873.95	0.00	2,331.94	192.05	501,066.00	503,397.94
Jackson County-Zions Bank	961214EC3 WESTPAC BANKING CORP	500,000.00	USD	LT	04/05/2019	02/26/2024	501,685.45	0.00	5,729.17	-3,840.95	497,844.50	503,573.67
Jackson County-Zions Bank	969268DH1 WILLIAM S HART CALIF UN HIGH SCH DIST	270,000.00	USD	LT	01/18/2022	08/01/2026	262,011.40	0.00	1,118.25	-14,478.10	247,533.30	248,651.55
<b>Jackson County-Zions Bank</b>	<b>---</b>	<b>302,661,000.00</b>	<b>USD</b>	<b>---</b>	<b>---</b>	<b>04/25/2025</b>	<b>303,858,073.28</b>	<b>0.00</b>	<b>1,449,926.62</b>	<b>-12,310,700.66</b>	<b>291,547,372.62</b>	<b>292,997,299.24</b>

\* Weighted by: Market Value + Accrued. \* Holdings Displayed by: Lot.

Accrual Earning Report

06/01/2022 - 06/30/2022

[Return to Table of Contents](#)

Jackson County-Zions Bank (64152)

Dated: 08/08/2022

Security Type, Identifier, Description	Ending Current Units	Interest/Dividend Income	Net Amortization/Accretion Income	Net Realized Gain/Loss	Coupon Received Income
CORP 88579YAF8 3M CO	0.00	1,388.89	720.92	0.00	10,000.00
CORP 023135AZ9 AMAZON.COM INC	1,000,000.00	2,333.33	-662.28	0.00	0.00
CORP 037833AK6 APPLE INC	1,000,000.00	2,000.00	301.16	0.00	0.00
CORP 037833AZ3 APPLE INC	2,000,000.00	4,166.67	-3,163.82	0.00	0.00
CORP 037833DC1 APPLE INC	1,000,000.00	1,750.00	482.65	0.00	0.00
CORP 037833DT4 APPLE INC	1,750,000.00	1,640.63	-687.65	0.00	0.00
CORP 037833DX5 APPLE INC	3,388,000.00	1,552.83	0.00	0.00	0.00
CORP 06051GFB0 BANK OF AMERICA CORP	1,000,000.00	3,437.50	-631.75	0.00	0.00
CORP 06051GFX2 BANK OF AMERICA CORP	2,000,000.00	5,833.33	-2,352.00	0.00	0.00
CORP 06051GFX2 BANK OF AMERICA CORP	645,000.00	1,881.25	-227.52	0.00	0.00
CORP 06048WV56 BANK OF AMERICA CORP	5,000,000.00	16,666.67	0.00	0.00	0.00
YANKEE 06367WHH9 BANK OF MONTREAL	1,000,000.00	2,750.00	-818.15	0.00	0.00
CORP 06406RAG2 BANK OF NEW YORK MELLON CORP	1,000,000.00	2,916.67	-143.25	0.00	0.00
CORP 084670BR8 BERKSHIRE HATHAWAY INC	1,000,000.00	2,291.67	-38.79	0.00	0.00
MUNI 13063DSU3 CALIFORNIA ST	1,000,000.00	3,333.33	-1,019.66	0.00	0.00
MUNI 13063DFT0 CALIFORNIA ST	1,000,000.00	4,166.67	-1,846.85	0.00	0.00
CORP 166756AE6 CHEVRON USA INC	5,000,000.00	2,862.50	7,799.02	0.00	0.00
MUNI 179198JF4 CLACKAMAS CNTY ORE SCH DIST NO 086	230,000.00	159.08	-61.71	0.00	954.50
MUNI 179198JG2 CLACKAMAS CNTY ORE SCH DIST NO 086	100,000.00	77.50	-6.41	0.00	465.00
MUNI 179198JG2 CLACKAMAS CNTY ORE SCH DIST NO 086	1,365,000.00	1,057.88	-476.20	0.00	6,347.25
CORP 22546QAP2 CREDIT SUISSE AG (NEW YORK BRANCH)	3,000,000.00	9,062.50	-6,438.29	0.00	0.00
CORP 30231GBH4 EXXON MOBIL CORP	4,000,000.00	9,973.33	-7,290.31	0.00	0.00

# Accrual Earning Report

06/01/2022 - 06/30/2022

[Return to Table of Contents](#)

Jackson County-Zions Bank (64152)

Dated: 08/08/2022

Security Type, Identifier, Description	Ending Current Units	Interest/Dividend Income	Net Amortization/Accretion Income	Net Realized Gain/Loss	Coupon Received Income
AGCY BOND 3132X0G39 FEDERAL AGRICULTURAL MORTGAGE CORP	500,000.00	1,041.67	30.65	0.00	0.00
AGCY BOND 31422BA26 FEDERAL AGRICULTURAL MORTGAGE CORP	2,000,000.00	1,125.00	657.79	0.00	0.00
AGCY BOND 3133EJSD2 FEDERAL FARM CREDIT BANKS FUNDING CORP	1,000,000.00	2,408.33	69.04	0.00	14,450.00
AGCY BOND 3133ELVX9 FEDERAL FARM CREDIT BANKS FUNDING CORP	1,000,000.00	729.17	564.17	0.00	0.00
AGCY BOND 3133EMAB8 FEDERAL FARM CREDIT BANKS FUNDING CORP	2,000,000.00	650.00	18.09	0.00	3,900.00
AGCY BOND 3133EMDZ2 FEDERAL FARM CREDIT BANKS FUNDING CORP	2,000,000.00	866.67	32.89	0.00	0.00
AGCY BOND 3133EMFC1 FEDERAL FARM CREDIT BANKS FUNDING CORP	2,000,000.00	883.33	17.34	0.00	0.00
AGCY BOND 3133EMFC1 FEDERAL FARM CREDIT BANKS FUNDING CORP	6,205,000.00	2,740.54	26.96	0.00	0.00
AGCY BOND 3133EMLE0 FEDERAL FARM CREDIT BANKS FUNDING CORP	2,000,000.00	316.67	0.00	0.00	0.00
AGCY BOND 3133EMPV8 FEDERAL FARM CREDIT BANKS FUNDING CORP	2,000,000.00	533.33	16.44	0.00	0.00
AGCY BOND 3133EMYD8 FEDERAL FARM CREDIT BANKS FUNDING CORP	600,000.00	425.00	0.00	0.00	0.00
AGCY BOND 3133EMF98 FEDERAL FARM CREDIT BANKS FUNDING CORP	2,000,000.00	1,083.33	0.00	0.00	6,500.00
AGCY BOND 3133EMH21 FEDERAL FARM CREDIT BANKS FUNDING CORP	1,380,000.00	1,035.00	379.50	0.00	6,210.00
AGCY BOND 3133ENSZ4 FEDERAL FARM CREDIT BANKS FUNDING CORP	1,000,000.00	2,291.67	110.08	0.00	0.00
AGCY BOND 3133ENYA2 FEDERAL FARM CREDIT BANKS FUNDING CORP	5,000,000.00	11,500.00	65.93	0.00	0.00
AGCY BOND 3133ENYP9 FEDERAL FARM CREDIT BANKS FUNDING CORP	5,000,000.00	7,812.50	175.55	0.00	0.00
AGCY BOND 3133ENZF0 FEDERAL FARM CREDIT BANKS FUNDING CORP	5,000,000.00	5,500.00	0.00	0.00	0.00
AGCY BOND 3130A0F70 FEDERAL HOME LOAN BANKS	1,000,000.00	2,812.50	-1,418.09	0.00	16,875.00
AGCY BOND 3130AJLA5 FEDERAL HOME LOAN BANKS	1,000,000.00	625.00	0.00	0.00	0.00
AGCY BOND 3130AJP60 FEDERAL HOME LOAN BANKS	1,000,000.00	750.00	270.91	0.00	4,500.00
AGCY BOND 3130AJSY6 FEDERAL HOME LOAN BANKS	1,000,000.00	566.67	0.00	0.00	0.00
AGCY BOND 3130AKPNO FEDERAL HOME LOAN BANKS	3,000,000.00	1,500.00	0.00	0.00	0.00

Accrual Earning Report

Jackson County-Zions Bank (64152)

06/01/2022 - 06/30/2022

[Return to Table of Contents](#)

Dated: 08/08/2022

<i>Security Type, Identifier, Description</i>	<i>Ending Current Units</i>	<i>Interest/Dividend Income</i>	<i>Net Amortization/Accretion Income</i>	<i>Net Realized Gain/Loss</i>	<i>Coupon Received Income</i>
AGCY BOND 3130AMH08 FEDERAL HOME LOAN BANKS	5,000,000.00	2,604.17	0.00	0.00	0.00
AGCY BOND 3130AMSB9 FEDERAL HOME LOAN BANKS	5,000,000.00	2,916.67	0.00	0.00	17,500.00
AGCY BOND 3130ANEJ5 FEDERAL HOME LOAN BANKS	2,000,000.00	866.67	0.00	0.00	0.00
AGCY BOND 3130ANAW0 FEDERAL HOME LOAN BANKS	2,500,000.00	1,145.83	0.00	0.00	0.00
AGCY BOND 3130ANFZ8 FEDERAL HOME LOAN BANKS	4,000,000.00	2,333.33	0.00	0.00	0.00
AGCY BOND 3130ANMN7 FEDERAL HOME LOAN BANKS	2,000,000.00	866.67	0.00	0.00	0.00
AGCY BOND 3130ANVB3 FEDERAL HOME LOAN BANKS	1,170,000.00	780.00	0.00	0.00	0.00
AGCY BOND 3130ANMH0 FEDERAL HOME LOAN BANKS	2,000,000.00	1,833.33	2,387.66	0.00	0.00
AGCY BOND 3130APDK8 FEDERAL HOME LOAN BANKS	5,000,000.00	4,583.33	518.68	0.00	0.00
AGCY BOND 3130APE35 FEDERAL HOME LOAN BANKS	1,070,000.00	891.67	128.36	0.00	0.00
AGCY BOND 3130APQ32 FEDERAL HOME LOAN BANKS	2,550,000.00	1,593.75	0.00	0.00	0.00
AGCY BOND 3130APP41 FEDERAL HOME LOAN BANKS	1,750,000.00	1,640.63	9.59	0.00	0.00
AGCY BOND 3130APPQ2 FEDERAL HOME LOAN BANKS	605,000.00	453.75	0.00	0.00	0.00
AGCY BOND 3130APUY9 FEDERAL HOME LOAN BANKS	2,000,000.00	1,666.67	0.00	0.00	0.00
AGCY BOND 3130APBR5 FEDERAL HOME LOAN BANKS	2,000,000.00	1,083.33	452.07	0.00	0.00
AGCY BOND 3130APZX6 FEDERAL HOME LOAN BANKS	3,200,000.00	2,400.00	0.00	0.00	14,400.00
AGCY BOND 3130AQWU3 FEDERAL HOME LOAN BANKS	2,000,000.00	3,333.33	61.64	0.00	0.00
AGCY BOND 3130AR4Y4 FEDERAL HOME LOAN BANKS	2,000,000.00	3,633.33	0.00	0.00	0.00
AGCY BOND 3130ARDN8 FEDERAL HOME LOAN BANKS	2,000,000.00	2,291.67	0.00	0.00	0.00
AGCY BOND 3130ARGN5 FEDERAL HOME LOAN BANKS	3,000,000.00	7,500.00	0.00	0.00	0.00
AGCY BOND 3130ARHP9 FEDERAL HOME LOAN BANKS	1,740,000.00	3,443.75	178.52	0.00	0.00
AGCY BOND 3130ARK42 FEDERAL HOME LOAN BANKS	2,000,000.00	4,716.67	0.00	0.00	0.00

Accrual Earning Report

Jackson County-Zions Bank (64152)

06/01/2022 - 06/30/2022

[Return to Table of Contents](#)

Dated: 08/08/2022

Security Type, Identifier, Description	Ending Current Units	Interest/Dividend Income	Net Amortization/Accretion Income	Net Realized Gain/Loss	Coupon Received Income
AGCY BOND 3130ARM73 FEDERAL HOME LOAN BANKS	10,000,000.00	25,833.33	0.00	0.00	0.00
AGCY BOND 3130ASC31 FEDERAL HOME LOAN BANKS	5,800,000.00	1,933.33	150.29	0.00	0.00
AGCY BOND 3130ASEA3 FEDERAL HOME LOAN BANKS	3,500,000.00	911.46	14.36	0.00	0.00
AGCY BOND 3130ASHG7 FEDERAL HOME LOAN BANKS	2,500,000.00	458.33	0.00	0.00	0.00
AGCY BOND 3134GVVX3 FEDERAL HOME LOAN MORTGAGE CORP	2,000,000.00	1,250.00	0.00	0.00	0.00
AGCY BOND 3134GWSR8 FEDERAL HOME LOAN MORTGAGE CORP	2,500,000.00	916.67	629.22	0.00	0.00
AGCY BOND 3134GWUV6 FEDERAL HOME LOAN MORTGAGE CORP	1,000,000.00	433.33	0.00	0.00	0.00
AGCY BOND 3134GWUV6 FEDERAL HOME LOAN MORTGAGE CORP	2,375,000.00	1,029.17	39.74	0.00	0.00
AGCY BOND 3134GWV52 FEDERAL HOME LOAN MORTGAGE CORP	3,825,000.00	1,593.75	15.75	0.00	0.00
AGCY BOND 3134GWXE1 FEDERAL HOME LOAN MORTGAGE CORP	2,000,000.00	833.33	0.00	0.00	0.00
AGCY BOND 3134GW3W4 FEDERAL HOME LOAN MORTGAGE CORP	2,000,000.00	683.33	0.00	0.00	0.00
AGCY BOND 3134GW5R3 FEDERAL HOME LOAN MORTGAGE CORP	1,000,000.00	541.67	1,571.16	0.00	0.00
AGCY BOND 3134GW5P7 FEDERAL HOME LOAN MORTGAGE CORP	5,000,000.00	2,500.00	0.00	0.00	0.00
AGCY BOND 3134GXAM6 FEDERAL HOME LOAN MORTGAGE CORP	5,000,000.00	2,500.00	0.00	0.00	0.00
AGCY BOND 3134GXKR4 FEDERAL HOME LOAN MORTGAGE CORP	1,000,000.00	333.33	0.00	0.00	0.00
AGCY BOND 3134GXKR4 FEDERAL HOME LOAN MORTGAGE CORP	2,000,000.00	666.67	0.00	0.00	0.00
AGCY BOND 3134GXQF4 FEDERAL HOME LOAN MORTGAGE CORP	2,000,000.00	5,416.67	16.43	0.00	0.00
AGCY BOND 3136G4W41 FEDERAL NATIONAL MORTGAGE ASSOCIATION	3,965,000.00	2,147.71	0.00	0.00	0.00
AGCY BOND 3135G06A6 FEDERAL NATIONAL MORTGAGE ASSOCIATION	2,000,000.00	966.67	0.00	0.00	0.00
AGCY BOND 3136G45C3 FEDERAL NATIONAL MORTGAGE ASSOCIATION	2,000,000.00	900.00	8.21	0.00	0.00
AGCY BOND 3135GAC58 FEDERAL NATIONAL MORTGAGE ASSOCIATION	1,200,000.00	530.00	0.00	0.00	0.00
MUNI 453907HN0 INDEPENDENCE ORE	0.00	0.00	0.00	0.00	3,920.00

Accrual Earning Report

Jackson County-Zions Bank (64152)

06/01/2022 - 06/30/2022

[Return to Table of Contents](#)

Dated: 08/08/2022

Security Type, Identifier, Description	Ending Current Units	Interest/Dividend Income	Net Amortization/Accretion Income	Net Realized Gain/Loss	Coupon Received Income
MUNI 456560WF4 INDUSTRY CALIF	960,000.00	2,400.00	0.00	0.00	0.00
SUPRANATIONAL 4581XOCM8 INTER-AMERICAN DEVELOPMENT BANK	2,000,000.00	3,541.67	-2,890.00	0.00	0.00
SUPRANATIONAL 459051FW3 INTERNATIONAL BANK FOR RECONSTRUCTION AND DEVELOPM	2,000,000.00	0.00	4,268.30	0.00	0.00
CORP 478160BY9 JOHNSON & JOHNSON	2,000,000.00	4,083.33	-156.44	0.00	0.00
CORP 478160BT0 JOHNSON & JOHNSON	1,000,000.00	1,708.33	-195.62	0.00	0.00
CORP 46625HJE1 JPMORGAN CHASE & CO	1,395,000.00	3,778.13	-1,385.16	0.00	0.00
CORP 46625HJH4 JPMORGAN CHASE & CO	1,000,000.00	2,666.67	-153.72	0.00	0.00
CORP 46625HJH4 JPMORGAN CHASE & CO	2,000,000.00	5,333.33	-1,770.87	0.00	0.00
CORP 46625HJT8 JPMORGAN CHASE & CO	1,000,000.00	3,229.17	-1,339.23	0.00	0.00
CORP 46625HMN7 JPMORGAN CHASE & CO	4,000,000.00	13,000.00	-10,017.78	0.00	0.00
CORP 46625HMN7 JPMORGAN CHASE & CO	2,861,000.00	9,298.25	-7,067.60	0.00	0.00
CORP 46625HMN7 JPMORGAN CHASE & CO	725,000.00	2,356.25	-1,724.12	0.00	0.00
CORP 49327M2S2 KEYBANK NA	0.00	533.33	190.26	0.00	12,000.00
MUNI 515182EJ8 LANE CMNTY COLLEGE ORE	500,000.00	354.58	-121.95	0.00	2,127.50
MUNI 515182EJ8 LANE CMNTY COLLEGE ORE	770,000.00	546.06	592.09	0.00	3,276.35
MUNI 515300TE1 LANE CNTY ORE SCH DIST NO 4 J EUGENE	720,000.00	360.00	-58.35	0.00	2,160.00
MUNI 544646F5 LOS ANGELES CALIF UNI SCH DIST	1,115,000.00	4,645.83	-2,119.04	0.00	0.00
MUNI 544646A77 LOS ANGELES CALIF UNI SCH DIST	5,000,000.00	13,505.56	-3,754.88	0.00	0.00
MUNI 558770DU4 MADRAS ORE	175,000.00	111.56	0.00	0.00	0.00
MUNI 56781RGS0 MARIN CALIF CMNTY COLLEGE DIST	610,000.00	1,551.43	-1,279.76	0.00	0.00
MUNI 56781RJH1 MARIN CALIF CMNTY COLLEGE DIST	170,000.00	431.38	-351.52	0.00	0.00
CORP 594918BH6 MICROSOFT CORP	1,000,000.00	2,208.33	-218.54	0.00	0.00



Accrual Earning Report

Jackson County-Zions Bank (64152)

06/01/2022 - 06/30/2022

[Return to Table of Contents](#)

Dated: 08/08/2022

Security Type, Identifier, Description	Ending Current Units	Interest/Dividend Income	Net Amortization/Accretion Income	Net Realized Gain/Loss	Coupon Received Income
CORP 594918BQ6 MICROSOFT CORP	1,000,000.00	1,666.67	909.71	0.00	0.00
CORP 63254AAE8 NATIONAL AUSTRALIA BANK LTD (NEW YORK BRANCH)	689,000.00	1,722.50	0.11	0.00	0.00
CORP 654106AH6 NIKE INC	2,000,000.00	4,000.00	-2,557.60	0.00	0.00
CORP 654106AH6 NIKE INC	3,000,000.00	6,000.00	-3,429.99	0.00	0.00
CORP 68389XBL8 ORACLE CORP	1,000,000.00	2,000.00	456.24	0.00	0.00
CORP 68389XBR5 ORACLE CORP	1,000,000.00	2,187.50	450.86	0.00	0.00
MUNI 686053CM9 OREGON SCH BRDS ASSN	0.00	0.00	639.23	0.00	0.00
MUNI 68607DTK1 OREGON ST DEPT TRANSN HWY USER TAX REV	125,000.00	520.83	-195.62	0.00	0.00
MUNI 68607DVB8 OREGON ST DEPT TRANSN HWY USER TAX REV	4,145,000.00	2,369.56	6,667.04	0.00	0.00
MUNI 695802MV7 PAJARO VALLEY CALIF UNI SCH DIST	400,000.00	1,061.67	-116.60	0.00	0.00
MUNI 73474TAH3 PORT MORROW ORE TRANSMISSION FACS REV	145,000.00	354.89	-313.71	0.00	0.00
MUNI 73474TAJ9 PORT MORROW ORE TRANSMISSION FACS REV	225,000.00	580.69	-68.59	0.00	0.00
MUNI 735240H22 PORT PORTLAND ORE ARPT REV	105,000.00	437.50	-258.26	0.00	0.00
MUNI 736679KX8 PORTLAND ORE	0.00	0.01	0.00	0.00	14,439.38
CORP 742718EB1 PROCTER & GAMBLE CO	500,000.00	1,291.67	-276.59	0.00	0.00
CORP 742718EU9 PROCTER & GAMBLE CO	500,000.00	895.83	385.36	0.00	0.00
MUNI 757657US8 REDMOND ORE	0.00	0.00	0.00	0.00	4,367.50
MUNI 769036BM5 RIVERSIDE CALIF PENSION OBLIG	3,030,000.00	5,572.68	-1,132.74	0.00	33,436.05
YANKEE 78013XW20YANK ROYAL BANK OF CANADA	2,000,000.00	6,166.67	-809.61	0.00	0.00
MUNI 79730CJK1 SAN DIEGO CALIF PUB FACS FING AUTH WTR REV	345,000.00	547.11	90.55	0.00	0.00
MUNI 79770GGP5 SAN FRANCISCO CALIF CITY & CNTY REDEV AGY SUCCESSO	1,000,000.00	1,979.17	-178.49	0.00	0.00
MUNI 798135H51 SAN JOSE CALIF	560,000.00	1,073.33	-494.15	0.00	0.00

# Accrual Earning Report

06/01/2022 - 06/30/2022

[Return to Table of Contents](#)

Jackson County-Zions Bank (64152)

Dated: 08/08/2022

Security Type, Identifier, Description	Ending Current Units	Interest/Dividend Income	Net Amortization/Accretion Income	Net Realized Gain/Loss	Coupon Received Income
MUNI 799038NQ3 SAN MATEO CNTY CALIF CMNTY COLLEGE DIST	750,000.00	567.50	1,035.83	0.00	0.00
MUNI 833068NC9 SNOHOMISH & ISLAND CNTYS WASH SCH DIST NO 401 STAN	1,000,000.00	4,166.67	-3,289.66	0.00	25,000.00
CORP 857477AT0 STATE STREET CORP	3,020,000.00	8,934.17	-1,284.97	0.00	0.00
MUNI 798170AF3 SUCCESSOR AGENCY TO THE REDEVELOPMENT AGENCY OF TH	3,000,000.00	7,070.00	-5,052.40	0.00	0.00
YANKEE 89114QC48YANK TORONTO-DOMINION BANK	500,000.00	1,458.33	-59.98	0.00	0.00
CORP 89114QCA4 TORONTO-DOMINION BANK	3,000,000.00	6,625.00	-5,069.50	0.00	39,750.00
CORP 89114QCH9 TORONTO-DOMINION BANK	0.00	71.87	-24.17	-96,039.85	0.00
CORP 89114QCH9 TORONTO-DOMINION BANK	0.00	127.78	-48.52	-173,808.81	0.00
CORP 89114QCK2 TORONTO-DOMINION BANK	0.00	91.25	0.00	-203,013.00	0.00
CORP 89114QCK2 TORONTO-DOMINION BANK	0.00	208.34	16.17	-453,829.88	0.00
CORP 89114TZG0 TORONTO-DOMINION BANK	2,000,000.00	2,083.33	410.94	0.00	0.00
CORP 89114X2N2 TORONTO-DOMINION BANK	10,000,000.00	17,777.78	0.00	0.00	0.00
CORP 89236TEC5 TOYOTA MOTOR CREDIT CORP	500,000.00	895.83	423.45	0.00	0.00
CORP 89236TEL5 TOYOTA MOTOR CREDIT CORP	1,000,000.00	2,250.00	380.61	0.00	0.00
CORP 89236TFS9 TOYOTA MOTOR CREDIT CORP	1,000,000.00	2,791.67	-499.37	0.00	0.00
US GOV 912828Y5 UNITED STATES TREASURY	2,000,000.00	3,483.61	586.89	0.00	0.00
US GOV 912828Y87 UNITED STATES TREASURY	2,000,000.00	2,900.55	1,128.34	0.00	0.00
US GOV 91282CAJ0 UNITED STATES TREASURY	2,000,000.00	407.61	3,607.30	0.00	0.00
US GOV 91282CAM3 UNITED STATES TREASURY	2,000,000.00	409.84	3,610.31	0.00	0.00
MUNI 91412HGE7 UNIVERSITY CALIF REVS	410,000.00	301.69	-127.60	0.00	0.00
MUNI 91412HGE7 UNIVERSITY CALIF REVS	1,175,000.00	864.60	-218.35	0.00	0.00
CORP 91159JAA4 US BANCORP	0.00	4,490.22	-3,084.81	0.00	48,109.58

Accrual Earning Report

06/01/2022 - 06/30/2022

[Return to Table of Contents](#)

Jackson County-Zions Bank (64152)

Dated: 08/08/2022

Security Type, Identifier, Description	Ending Current Units	Interest/Dividend Income	Net Amortization/Accretion Income	Net Realized Gain/Loss	Coupon Received Income
CORP 91159HHX1 US BANCORP	2,000,000.00	4,000.00	-2,491.12	0.00	0.00
CORP 91159HHZ6 US BANCORP	5,000,000.00	6,041.67	-2,665.67	0.00	0.00
CORP 90331HNL3 US BANK NA	500,000.00	1,187.50	19.07	0.00	0.00
CORP 931142DH3 WALMART INC	1,103,000.00	2,343.88	128.50	0.00	0.00
CORP 931142DU4 WALMART INC	750,000.00	1,468.75	92.27	0.00	8,812.50
CORP 931142EK5 WALMART INC	1,000,000.00	2,833.33	-407.20	0.00	17,000.00
CORP 95000U2B8 WELLS FARGO & CO	500,000.00	1,093.75	103.50	0.00	0.00
CORP 961214DZ3 WESTPAC BANKING CORP	500,000.00	1,520.83	-82.45	0.00	0.00
CORP 961214EC3 WESTPAC BANKING CORP	500,000.00	1,375.00	-83.58	0.00	0.00
MUNI 969268DH1 WILLIAM S HART CALIF UN HIGH SCH DIST	270,000.00	223.65	160.63	0.00	0.00
---	<b>302,661,000.00</b>	<b>439,593.34</b>	<b>-51,934.27</b>	<b>-926,691.54</b>	<b>316,500.61</b>
---					
---					

\* Weighted by: Ending Market Value + Accrued. \* Holdings Displayed by: Lot.

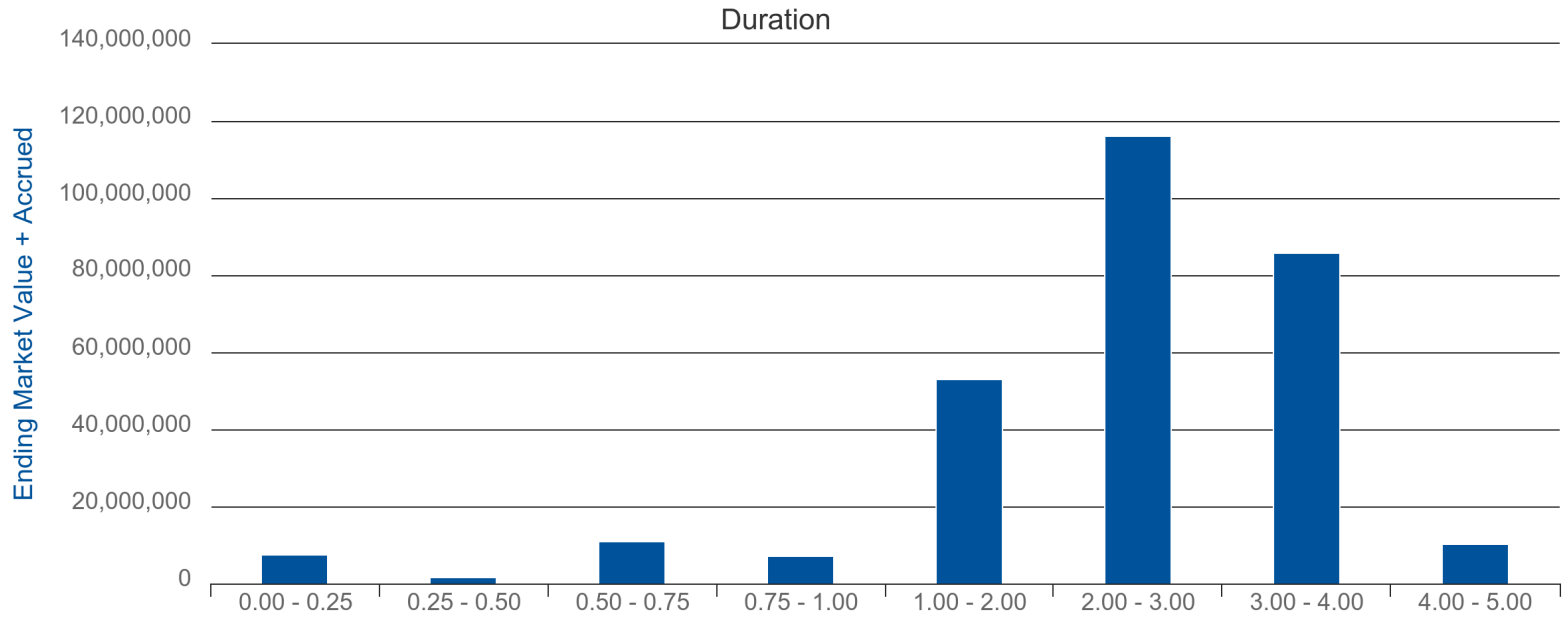
## Duration with Graph

As of 06/30/2022

Jackson County-Zions Bank (64152)

Dated: 08/08/2022

[Return to Table of Contents](#)



Duration	Ending Yield	Ending Market Value + Accrued
0.00 - 0.25	2.798	7,607,807.84
0.25 - 0.50	2.597	1,881,269.39
0.50 - 0.75	2.863	10,913,399.71
0.75 - 1.00	3.055	7,129,924.35
1.00 - 2.00	3.398	53,150,499.53
2.00 - 3.00	3.368	116,261,788.20
3.00 - 4.00	3.266	85,854,297.44
4.00 - 5.00	3.444	10,198,312.78
<b>2.450</b>	<b>3.300</b>	<b>292,997,299.24</b>

\* Grouped by: Duration. \* Groups Sorted by: Duration. \* Weighted by: Ending Market Value + Accrued.

# Summary by Issuer

As of 06/30/2022

[Return to Table of Contents](#)

# Jackson County-Zions Bank (64152)

Dated: 08/08/2022

Description	Book Value	Market Value + Accrued
AMAZON.COM INC	1,015,938.82	999,922.33
APPLE INC	9,257,628.69	8,749,877.92
BANK OF AMERICA CORP	8,776,348.96	8,632,466.74
BANK OF MONTREAL	1,015,926.60	1,011,907.33
BANK OF NEW YORK MELLON CORP	1,001,437.27	1,010,194.00
BERKSHIRE HATHAWAY INC	1,000,256.02	1,006,853.22
CALIFORNIA ST	2,058,924.60	2,109,503.33
CHEVRON USA INC	4,704,157.04	4,616,582.92
CLACKAMAS CNTY ORE SCH DIST NO 086	1,713,844.75	1,598,987.68
CREDIT SUISSE AG (NEW YORK BRANCH)	3,171,902.41	2,978,423.33
EXXON MOBIL CORP	4,234,261.80	3,981,129.33
FEDERAL AGRICULTURAL MORTGAGE CORP	2,476,693.90	2,375,499.06
FEDERAL FARM CREDIT BANKS FUNDING CORP	38,128,030.39	36,678,794.15
FEDERAL HOME LOAN BANKS	83,178,441.17	79,976,996.95
FEDERAL HOME LOAN MORTGAGE CORP	31,616,153.47	29,511,692.42
FEDERAL NATIONAL MORTGAGE ASSOCIATION	9,164,667.58	8,467,130.07
INDUSTRY CALIF	960,000.00	974,400.00
INTER-AMERICAN DEVELOPMENT BANK	2,089,493.67	1,978,231.22
INTERNATIONAL BANK FOR RECONSTRUCTION AND DEVELOPM	1,809,491.72	1,780,058.00
JOHNSON & JOHNSON	3,007,713.08	2,964,034.67
JPMORGAN CHASE & CO	13,663,010.10	13,219,194.34
LANE CMNTY COLLEGE ORE	1,253,074.95	1,189,086.04
LANE CNTY ORE SCH DIST NO 4 J EUGENE	721,390.65	685,956.00
LOS ANGELES CALIF UNI SCH DIST	6,504,845.12	6,728,625.00
MADRAS ORE	175,000.00	168,112.00
MARIN CALIF CMNTY COLLEGE DIST	837,004.98	784,242.14
MICROSOFT CORP	1,988,245.77	2,002,137.89
NATIONAL AUSTRALIA BANK LTD (NEW YORK BRANCH)	688,999.23	698,079.41
NIKE INC	5,193,998.09	4,901,428.33
ORACLE CORP	1,989,851.64	1,997,877.33
OREGON ST DEPT TRANSN HWY USER TAX REV	3,996,878.12	3,924,919.58
PAJARO VALLEY CALIF UNI SCH DIST	400,120.48	405,672.33
PORT MORROW ORE TRANSMISSION FACS REV	371,624.63	374,129.30
PORT PORTLAND ORE ARPT REV	108,142.19	110,876.85
PROCTER & GAMBLE CO	1,003,253.39	1,008,759.11
RIVERSIDE CALIF PENSION OBLIG	3,070,249.97	2,926,553.27
ROYAL BANK OF CANADA	2,012,440.98	2,028,531.78
SAN DIEGO CALIF PUB FACS FING AUTH WTR REV	340,496.83	329,015.86
SAN FRANCISCO CALIF CITY & CNTY REDEV AGY SUCCESSO	1,000,184.44	1,010,555.83
SAN JOSE CALIF	567,033.41	559,225.33
SAN MATEO CNTY CALIF CMNTY COLLEGE DIST	710,017.01	703,182.50
SNOHOMISH & ISLAND CNTYS WASH SCH DIST NO 401 STAN	1,098,470.34	1,072,192.22
STATE STREET CORP	3,069,000.04	3,051,387.70
SUCCESSOR AGENCY TO THE REDEVELOPMENT AGENCY OF TH	3,066,691.71	3,022,210.00
TORONTO-DOMINION BANK	15,600,096.81	15,269,926.94
TOYOTA MOTOR CREDIT CORP	2,505,819.71	2,530,262.42
UNITED STATES TREASURY	7,673,327.78	7,605,398.03
UNIVERSITY CALIF REVS	1,596,750.51	1,474,649.57
US BANCORP	7,150,639.56	6,685,818.39
US BANK NA	499,869.05	506,937.67
WALMART INC	2,855,735.47	2,858,304.32
WELLS FARGO & CO	499,927.55	505,743.88

## Summary by Issuer

As of 06/30/2022

[Return to Table of Contents](#)

Jackson County-Zions Bank (64152)

Dated: 08/08/2022

<i>Description</i>	<i>Book Value</i>	<i>Market Value + Accrued</i>
WESTPAC BANKING CORP	1,002,559.40	1,006,971.61
WILLIAM S HART CALIF UN HIGH SCH DIST	262,011.40	248,651.55
---	<b>303,858,073.28</b>	<b>292,997,299.24</b>

\* Grouped by: Description. \* Groups Sorted by: Description. \* Weighted by: Market Value + Accrued, except Book Yield by Base Book Value + Accrued. \* Holdings Displayed by: Position.

Portfolio Trading Activity

06/01/2022 - 06/30/2022

Jackson County-Zions Bank (64152)

Dated: 08/08/2022

[Return to Table of Contents](#)

\* Does not Lock Down.

Identifier	Description	Current Units	Transaction Type	Trade Date	Settle Date	Final Maturity	Price	Principal	Accrued Interest	Realized Gain/Loss	Amount
88579YAF8	3M CO	-1,000,000.00	Maturity	06/26/2022	06/26/2022	06/26/2022	100.000	-1,000,000.00	0.00	0.00	1,000,000.00
3133ENYA2	FEDERAL FARM CREDIT BANKS FUNDING CORP	5,000,000.00	Buy	06/06/2022	06/07/2022	06/01/2027	99.900	4,995,000.00	2,875.00	0.00	-4,997,875.00
3133ENYP9	FEDERAL FARM CREDIT BANKS FUNDING CORP	5,000,000.00	Buy	06/10/2022	06/13/2022	06/09/2025	99.787	4,989,350.00	1,736.11	0.00	-4,991,086.11
3133ENZF0	FEDERAL FARM CREDIT BANKS FUNDING CORP	5,000,000.00	Buy	06/16/2022	06/22/2022	06/22/2026	100.000	5,000,000.00	0.00	0.00	-5,000,000.00
3130ASC31	FEDERAL HOME LOAN BANKS	5,800,000.00	Buy	06/10/2022	06/27/2022	06/27/2025	99.290	5,758,820.00	0.00	0.00	-5,758,820.00
3130ASEA3	FEDERAL HOME LOAN BANKS	3,500,000.00	Buy	06/10/2022	06/28/2022	06/28/2024	99.900	3,496,500.00	0.00	0.00	-3,496,500.00
3130ASHG7	FEDERAL HOME LOAN BANKS	2,500,000.00	Buy	06/16/2022	06/29/2022	09/29/2023	100.000	2,500,000.00	0.00	0.00	-2,500,000.00
453907HN0	INDEPENDENCE ORE	-280,000.00	Maturity	06/01/2022	06/01/2022	06/01/2022	100.000	-280,000.00	0.00	0.00	280,000.00
49327M2S2	KEYBANK NA	-1,000,000.00	Maturity	06/09/2022	06/09/2022	06/09/2022	100.000	-1,000,000.00	0.00	0.00	1,000,000.00
544646A77	LOS ANGELES CALIF UNI SCH DIST	5,000,000.00	Buy	06/10/2022	06/14/2022	05/01/2027	107.872	5,393,600.00	129,494.44	0.00	-5,523,094.44
686053CM9	OREGON SCH BRDS ASSN	-250,000.00	Maturity	06/30/2022	06/30/2022	06/30/2022	100.000	-250,000.00	0.00	0.00	250,000.00
736679KX8	PORTLAND ORE	-375,000.00	Maturity	06/01/2022	06/01/2022	06/01/2022	100.000	-375,000.00	0.00	0.00	375,000.00
757657US8	REDMOND ORE	-250,000.00	Maturity	06/01/2022	06/01/2022	06/01/2022	100.000	-250,000.00	0.00	0.00	250,000.00
89114QCH9	TORONTO-DOMINION BANK	-3,125,000.00	Sell	06/01/2022	06/03/2022	06/12/2025	92.650	-2,895,312.50	-17,070.31	-269,848.66	2,912,382.81
89114QCK2	TORONTO-DOMINION BANK	-7,190,000.00	Sell	06/01/2022	06/03/2022	09/11/2025	90.730	-6,523,487.00	-12,282.92	-656,842.88	6,535,769.92
89114X2N2	TORONTO-DOMINION BANK	10,000,000.00	Buy	06/10/2022	06/15/2022	12/15/2025	100.000	10,000,000.00	0.00	0.00	-10,000,000.00
91159JAA4	US BANCORP	-3,914,000.00	Sell	06/15/2022	06/15/2022	07/15/2022	100.000	-3,914,000.00	0.00	0.00	3,914,000.00
---	---	<b>24,416,000.00</b>	---	---	---	<b>07/04/2025</b>	---	<b>25,645,470.50</b>	<b>104,752.32</b>	<b>-926,691.54</b>	<b>-25,750,222.82</b>

\* Showing transactions with Trade Date within selected date range. \* Weighted by: Absolute Value of Principal. \* MMF transactions are collapsed.

\* The Transaction Detail/Trading Activity reports provide our most up-to-date transactional details. As such, these reports are subject to change even after the other reports on the website have been locked down. While these reports can be useful tools in understanding recent activity, due to their dynamic nature we do not recommend using them for booking journal entries or reconciliation.