



Monthly Investment Report

Jackson County-Zions Bank (64152)

Month End (M7 Y2023)

01/01/2023 - 01/31/2023

Dated: 02/02/2023

Locked Down

<u>Public Dashboard (Jackson County-Zions Bank (64152))</u>	1
<u>GAAP Balance Sheet by Lot (Jackson County-Zions Bank (64152))</u>	4
<u>Accrual Earning Report (Jackson County-Zions Bank (64152))</u>	10
<u>Duration with Graph (Jackson County-Zions Bank (64152))</u>	18
<u>Summary by Issuer (Jackson County-Zions Bank (64152))</u>	19
<u>Portfolio Trading Activity (Jackson County-Zions Bank (64152))</u>	21

Balance Sheet

Book Value + Accrued	320,754,301.13
Net Unrealized Gain/Loss	-16,439,026.21
Market Value + Accrued	304,315,274.92

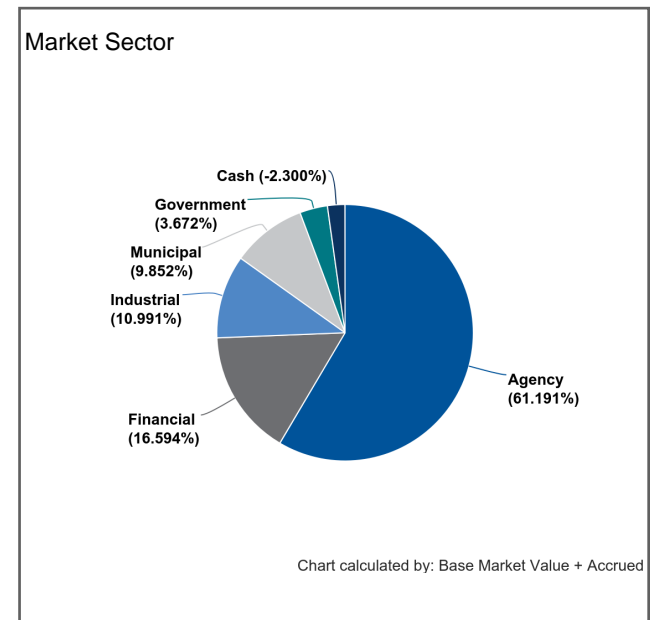
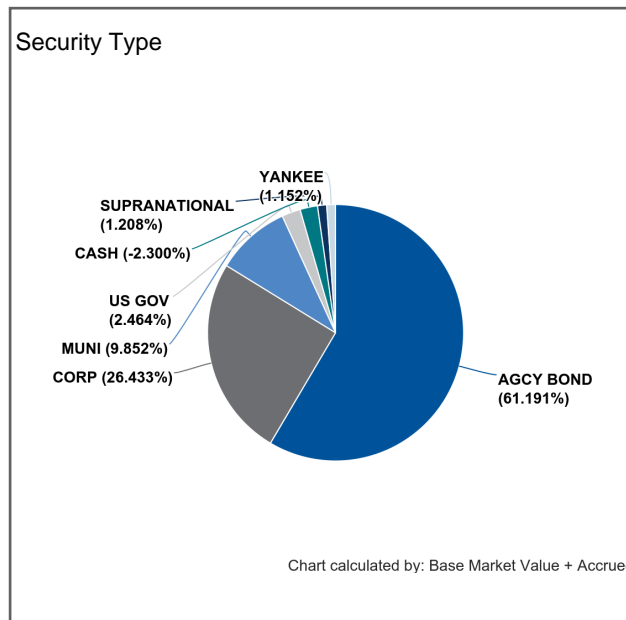
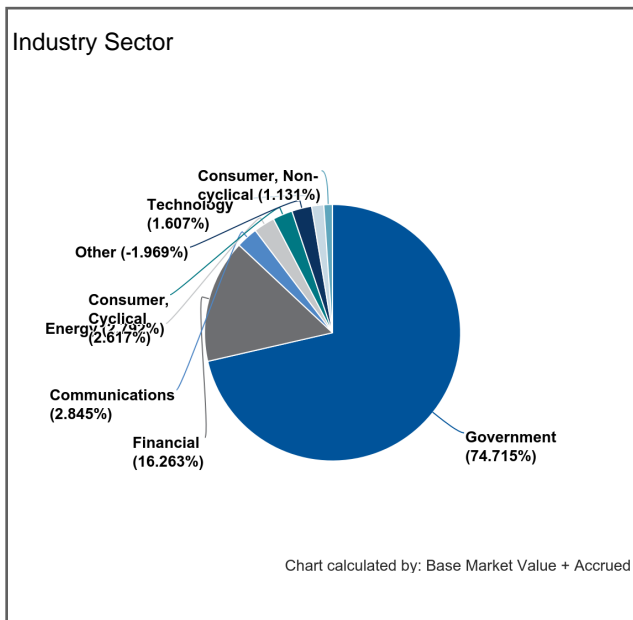
Cash and Fixed Income Summary

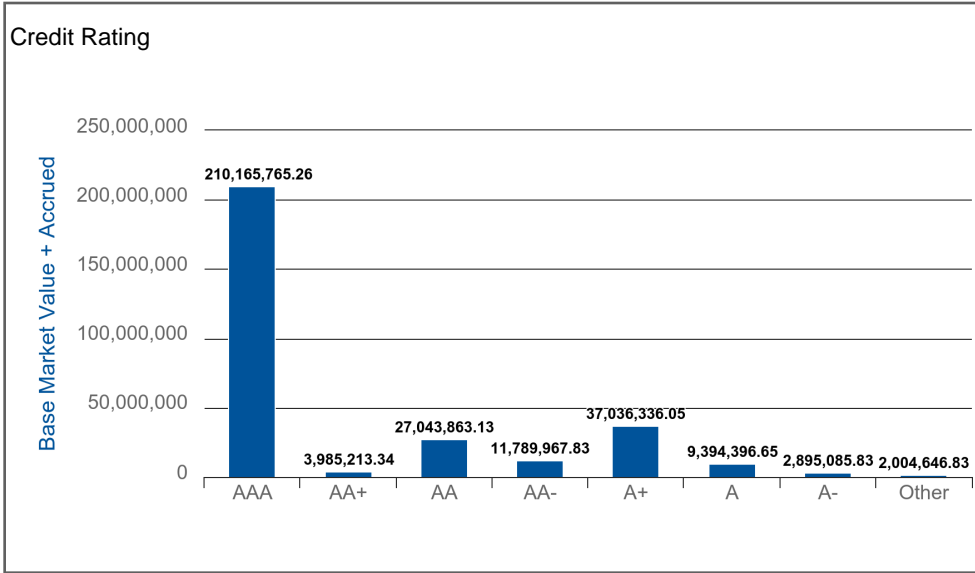
Risk Metric	Value
Cash	-7,000,000.00
Fixed Income	311,315,274.92
Duration	2.218
Convexity	-0.116
WAL	2.620
Years to Final Maturity	2.618
Years to Effective Maturity	2.618
Yield	4.606
Book Yield	2.138
Avg Credit Rating	AA/Aa2/AA

Issuer Concentration

Issuer Concentration	% of Base Market Value + Accrued
Federal Home Loan Banks	29.490%
Other	28.913%
Federal Home Loan Mortgage Corporation	15.827%
Farm Credit System	12.530%
The Toronto-Dominion Bank	4.951%
JPMorgan Chase & Co.	2.792%
Bank of America Corporation	2.758%
Federal National Mortgage Association	2.739%
---	100.000%

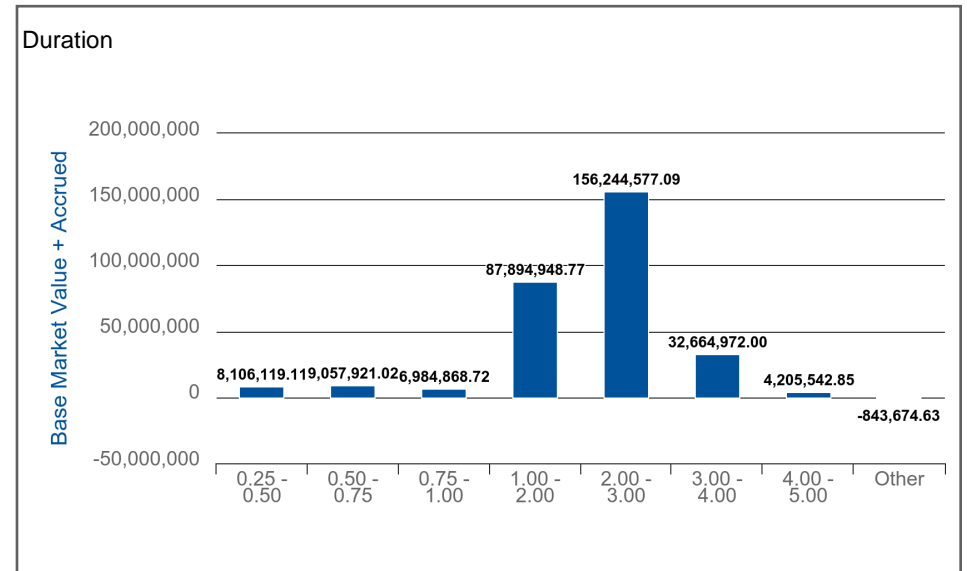
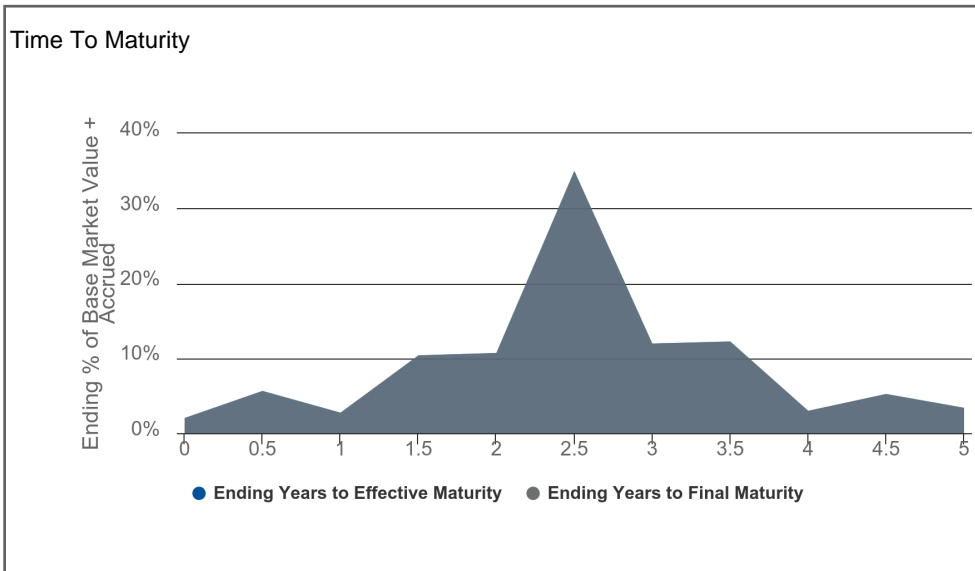
Footnotes: 1,2





Credit Duration Heat Map

Rating	0 - 1	1 - 2	2 - 3	3 - 4	4 - 5	5 - 7	7 - 10	10 - 15	15 - 30
AAA	1.450%	20.615%	37.746%	8.219%	1.032%	0.000%	0.000%	0.000%	0.000%
AA	3.133%	2.478%	6.180%	1.929%	0.350%	0.000%	0.000%	0.000%	0.000%
A	2.416%	5.790%	7.417%	0.586%	0.000%	0.000%	0.000%	0.000%	0.000%
BBB	0.659%	0.000%	0.000%	0.000%	0.000%	0.000%	0.000%	0.000%	0.000%
BB	0.000%	0.000%	0.000%	0.000%	0.000%	0.000%	0.000%	0.000%	0.000%
B	0.000%	0.000%	0.000%	0.000%	0.000%	0.000%	0.000%	0.000%	0.000%
CCC	0.000%	0.000%	0.000%	0.000%	0.000%	0.000%	0.000%	0.000%	0.000%
CC	0.000%	0.000%	0.000%	0.000%	0.000%	0.000%	0.000%	0.000%	0.000%
C	0.000%	0.000%	0.000%	0.000%	0.000%	0.000%	0.000%	0.000%	0.000%
NA	0.000%	0.000%	0.000%	0.000%	0.000%	0.000%	0.000%	0.000%	0.000%



1: * Grouped by: Issuer Concentration. 2: * Groups Sorted by: % of Base Market Value + Accrued.

GAAP Balance Sheet by Lot

Jackson County-Zions Bank (64152)

As of 01/31/2023

[Return to Table of Contents](#)

Dated: 02/02/2023

Account	Identifier, Description	Current Units	Currency	BS Class	Trade Date	Final Maturity	Book Value	Interest/Dividend Due	Accrued Balance	Net Unrealized Gain/Loss	Market Value	Market Value + Accrued
Jackson County-Zions Bank	023135AZ9 AMAZON.COM INC	1,000,000.00	USD	LT	12/30/2019	08/22/2024	1,011,192.50	0.00	12,366.67	-38,288.50	972,904.00	985,270.67
Jackson County-Zions Bank	037833AK6 APPLE INC	1,000,000.00	USD	ST	02/04/2019	05/03/2023	999,086.47	0.00	5,866.67	-4,675.47	994,411.00	1,000,277.67
Jackson County-Zions Bank	037833AZ3 APPLE INC	2,000,000.00	USD	LT	02/03/2021	02/09/2025	2,077,935.49	0.00	23,888.89	-150,599.49	1,927,336.00	1,951,224.89
Jackson County-Zions Bank	037833DT4 APPLE INC	1,750,000.00	USD	LT	08/02/2021	05/11/2025	1,768,337.30	0.00	4,375.00	-138,509.80	1,629,827.50	1,634,202.50
Jackson County-Zions Bank	037833DX5 APPLE INC	3,388,000.00	USD	LT	11/10/2020	08/20/2025	3,388,000.00	0.00	8,333.54	-309,717.41	3,078,282.59	3,086,616.13
Jackson County-Zions Bank	06048WV56 BANK OF AMERICA CORP	5,000,000.00	USD	LT	05/03/2022	05/05/2026	5,000,000.00	0.00	47,777.78	-240,180.00	4,759,820.00	4,807,597.78
Jackson County-Zions Bank	06051GFB0 BANK OF AMERICA CORP	1,000,000.00	USD	ST	02/20/2019	01/22/2024	1,007,475.77	0.00	1,031.25	-14,631.77	992,844.00	993,875.25
Jackson County-Zions Bank	06051GFX2 BANK OF AMERICA CORP	2,000,000.00	USD	LT	01/18/2022	04/19/2026	2,091,963.20	0.00	19,833.33	-151,167.20	1,940,796.00	1,960,629.33
Jackson County-Zions Bank	06051GFX2 BANK OF AMERICA CORP	645,000.00	USD	LT	03/30/2022	04/19/2026	653,895.88	0.00	6,396.25	-27,989.17	625,906.71	632,302.96
Jackson County-Zions Bank	06367WHH9 BANK OF MONTREAL	1,000,000.00	USD	LT	12/18/2019	02/05/2024	1,010,063.21	0.00	16,133.33	-26,205.21	983,858.00	999,991.33
Jackson County-Zions Bank	06406RAG2 BANK OF NEW YORK MELLON CORP	1,000,000.00	USD	ST	08/17/2018	04/28/2023	1,000,410.65	0.00	9,041.67	-3,415.65	996,995.00	1,006,036.67
Jackson County-Zions Bank	084670BR8 BERKSHIRE HATHAWAY INC	1,000,000.00	USD	ST	02/20/2019	03/15/2023	1,000,000.00	0.00	10,388.89	-3,117.00	996,883.00	1,007,271.89
Jackson County-Zions Bank	13063DFT0 CALIFORNIA ST	1,000,000.00	USD	LT	03/20/2020	10/01/2024	1,037,429.54	0.00	16,666.67	8,680.46	1,046,110.00	1,062,776.67
Jackson County-Zions Bank	13063DSU3 CALIFORNIA ST	1,000,000.00	USD	ST	03/19/2020	03/01/2023	1,000,951.69	0.00	16,666.67	278.31	1,001,230.00	1,017,896.67
Jackson County-Zions Bank	15722TJS1 CHABOT-LAS POSITAS CALIF CMNTY COLLEGE DIST	1,195,000.00	USD	LT	01/23/2023	08/01/2027	1,056,885.15	0.00	7,689.82	-756.10	1,056,129.05	1,063,818.88
Jackson County-Zions Bank	166756AE6 CHEVRON USA INC	5,000,000.00	USD	LT	03/30/2022	08/12/2025	4,760,050.04	0.00	16,125.42	-206,290.04	4,553,760.00	4,569,885.42
Jackson County-Zions Bank	179198JF4 CLACKAMAS CNTY ORE SCH DIST NO 086	230,000.00	USD	LT	04/06/2021	06/15/2024	231,028.48	0.00	243.93	-12,280.08	218,748.40	218,992.33
Jackson County-Zions Bank	179198JG2 CLACKAMAS CNTY ORE SCH DIST NO 086	100,000.00	USD	LT	09/24/2020	06/15/2025	100,184.96	0.00	118.83	-7,445.96	92,739.00	92,857.83
Jackson County-Zions Bank	179198JG2 CLACKAMAS CNTY ORE SCH DIST NO 086	1,365,000.00	USD	LT	11/16/2020	06/15/2025	1,378,730.35	0.00	1,622.08	-112,843.00	1,265,887.35	1,267,509.43
Jackson County-Zions Bank	22546QAP2 CREDIT SUISSE AG (NEW YORK BRANCH)	3,000,000.00	USD	LT	04/26/2021	09/09/2024	3,125,761.32	0.00	42,895.83	-273,571.32	2,852,190.00	2,895,085.83
Jackson County-Zions Bank	30231GBH4 EXXON MOBIL CORP	4,000,000.00	USD	LT	02/03/2021	03/19/2025	4,182,014.62	0.00	43,882.67	-300,270.62	3,881,744.00	3,925,626.67
Jackson County-Zions Bank	3130A0F70 FEDERAL HOME LOAN BANKS	1,000,000.00	USD	ST	01/16/2020	12/08/2023	1,014,653.55	0.00	4,968.75	-26,687.55	987,966.00	992,934.75
Jackson County-Zions Bank	3130AJLA5 FEDERAL HOME LOAN BANKS	1,000,000.00	USD	LT	05/06/2020	05/19/2025	1,000,000.00	0.00	1,500.00	-77,898.00	922,102.00	923,602.00
Jackson County-Zions Bank	3130AJP60 FEDERAL HOME LOAN BANKS	1,000,000.00	USD	LT	12/13/2021	06/11/2026	988,928.62	0.00	1,250.00	-91,586.62	897,342.00	898,592.00
Jackson County-Zions Bank	3130AJSY6 FEDERAL HOME LOAN BANKS	1,000,000.00	USD	LT	06/03/2021	07/15/2025	1,000,000.00	0.00	302.22	-83,853.00	916,147.00	916,449.22
Jackson County-Zions Bank	3130AKPN0 FEDERAL HOME LOAN BANKS	3,000,000.00	USD	LT	01/13/2021	01/29/2026	3,000,000.00	0.00	100.00	-311,499.00	2,688,501.00	2,688,601.00
Jackson County-Zions Bank	3130ALCE2 FEDERAL HOME LOAN BANKS	1,000,000.00	USD	LT	12/29/2022	02/26/2027	872,073.89	0.00	3,961.11	9,829.11	881,903.00	885,864.11
Jackson County-Zions Bank	3130AMHQ8 FEDERAL HOME LOAN BANKS	5,000,000.00	USD	LT	06/02/2021	02/27/2025	5,000,000.00	0.00	13,368.06	-376,200.00	4,623,800.00	4,637,168.06
Jackson County-Zions Bank	3130AMSB9 FEDERAL HOME LOAN BANKS	5,000,000.00	USD	LT	06/02/2021	06/16/2025	5,000,000.00	0.00	4,375.00	-406,845.00	4,593,155.00	4,597,530.00

GAAP Balance Sheet by Lot

Jackson County-Zions Bank (64152)

As of 01/31/2023

[Return to Table of Contents](#)

Dated: 02/02/2023

Account	Identifier, Description	Current Units	Currency	BS Class	Trade Date	Final Maturity	Book Value	Interest/Dividend Due	Accrued Balance	Net Unrealized Gain/Loss	Market Value	Market Value + Accrued
Jackson County-Zions Bank	3130ANAW0 FEDERAL HOME LOAN BANKS	2,500,000.00	USD	LT	08/02/2021	01/29/2025	2,500,000.00	0.00	76.39	-186,160.00	2,313,840.00	2,313,916.39
Jackson County-Zions Bank	3130ANEJ5 FEDERAL HOME LOAN BANKS	2,000,000.00	USD	LT	07/21/2021	01/28/2025	2,000,000.00	0.00	86.67	-149,540.00	1,850,460.00	1,850,546.67
Jackson County-Zions Bank	3130ANFZ8 FEDERAL HOME LOAN BANKS	4,000,000.00	USD	LT	08/02/2021	08/18/2025	4,000,000.00	0.00	12,677.78	-343,032.00	3,656,968.00	3,669,645.78
Jackson County-Zions Bank	3130ANMH0 FEDERAL HOME LOAN BANKS	2,000,000.00	USD	LT	03/29/2022	08/20/2026	1,896,853.27	0.00	9,838.89	-95,631.27	1,801,222.00	1,811,060.89
Jackson County-Zions Bank	3130ANMN7 FEDERAL HOME LOAN BANKS	2,000,000.00	USD	LT	08/11/2021	08/26/2024	2,000,000.00	0.00	4,477.78	-124,834.00	1,875,166.00	1,879,643.78
Jackson County-Zions Bank	3130ANVB3 FEDERAL HOME LOAN BANKS	1,170,000.00	USD	LT	10/05/2021	09/17/2025	1,170,000.00	0.00	3,484.00	-99,607.95	1,070,392.05	1,073,876.05
Jackson County-Zions Bank	3130APBR5 FEDERAL HOME LOAN BANKS	2,000,000.00	USD	LT	11/18/2021	01/07/2025	1,989,361.29	0.00	866.67	-130,843.29	1,858,518.00	1,859,384.67
Jackson County-Zions Bank	3130APDK8 FEDERAL HOME LOAN BANKS	5,000,000.00	USD	LT	11/01/2021	09/30/2026	4,976,883.99	0.00	18,486.11	-485,718.99	4,491,165.00	4,509,651.11
Jackson County-Zions Bank	3130APE35 FEDERAL HOME LOAN BANKS	1,070,000.00	USD	LT	10/28/2021	03/30/2026	1,065,066.69	0.00	3,596.39	-96,556.19	968,510.50	972,106.89
Jackson County-Zions Bank	3130APP41 FEDERAL HOME LOAN BANKS	1,750,000.00	USD	LT	11/01/2021	08/22/2025	1,749,701.84	0.00	3,773.44	-131,728.84	1,617,973.00	1,621,746.44
Jackson County-Zions Bank	3130APPQ2 FEDERAL HOME LOAN BANKS	605,000.00	USD	LT	11/02/2021	11/08/2024	605,000.00	0.00	1,255.38	-37,301.88	567,698.12	568,953.49
Jackson County-Zions Bank	3130APQ32 FEDERAL HOME LOAN BANKS	2,550,000.00	USD	LT	11/18/2021	05/24/2024	2,550,000.00	0.00	3,559.38	-129,351.30	2,420,648.70	2,424,208.08
Jackson County-Zions Bank	3130APUY9 FEDERAL HOME LOAN BANKS	2,000,000.00	USD	LT	11/12/2021	02/28/2025	2,000,000.00	0.00	8,500.00	-134,470.00	1,865,530.00	1,874,030.00
Jackson County-Zions Bank	3130APZX6 FEDERAL HOME LOAN BANKS	3,200,000.00	USD	LT	11/23/2021	06/10/2024	3,200,000.00	0.00	4,080.00	-160,771.20	3,039,228.80	3,043,308.80
Jackson County-Zions Bank	3130AQWU3 FEDERAL HOME LOAN BANKS	2,000,000.00	USD	LT	02/10/2022	02/27/2026	1,997,694.52	0.00	17,111.11	-122,838.52	1,874,856.00	1,891,967.11
Jackson County-Zions Bank	3130AR4Y4 FEDERAL HOME LOAN BANKS	2,000,000.00	USD	LT	03/10/2022	03/16/2026	2,000,000.00	0.00	16,350.00	-117,550.00	1,882,450.00	1,898,800.00
Jackson County-Zions Bank	3130ARDN8 FEDERAL HOME LOAN BANKS	2,000,000.00	USD	LT	03/11/2022	03/28/2025	2,000,000.00	0.00	9,395.83	-53,912.00	1,946,088.00	1,955,483.83
Jackson County-Zions Bank	3130ARGN5 FEDERAL HOME LOAN BANKS	3,000,000.00	USD	LT	03/30/2022	04/20/2026	3,000,000.00	0.00	25,250.00	-119,577.00	2,880,423.00	2,905,673.00
Jackson County-Zions Bank	3130ARHP9 FEDERAL HOME LOAN BANKS	1,740,000.00	USD	LT	03/29/2022	04/18/2024	1,737,369.77	0.00	11,823.54	-44,950.07	1,692,419.70	1,704,243.24
Jackson County-Zions Bank	3130ARK42 FEDERAL HOME LOAN BANKS	2,000,000.00	USD	LT	03/29/2022	03/28/2025	2,000,000.00	0.00	19,338.33	-66,072.00	1,933,928.00	1,953,266.33
Jackson County-Zions Bank	3130ARM73 FEDERAL HOME LOAN BANKS	10,000,000.00	USD	LT	03/30/2022	07/14/2026	10,000,000.00	0.00	92,138.89	-391,670.00	9,608,330.00	9,700,468.89
Jackson County-Zions Bank	3130ASC31 FEDERAL HOME LOAN BANKS	5,800,000.00	USD	LT	06/10/2022	06/27/2025	5,767,048.49	0.00	16,433.33	-157,665.49	5,609,383.00	5,625,816.33
Jackson County-Zions Bank	3130ASEA3 FEDERAL HOME LOAN BANKS	3,500,000.00	USD	LT	06/10/2022	06/28/2024	3,497,543.78	0.00	10,026.04	-70,497.78	3,427,046.00	3,437,072.04
Jackson County-Zions Bank	3130ASHG7 FEDERAL HOME LOAN BANKS	2,500,000.00	USD	ST	06/16/2022	09/29/2023	2,500,000.00	0.00	7,333.33	-25,817.50	2,474,182.50	2,481,515.83
Jackson County-Zions Bank	3130ATDV6 FEDERAL HOME LOAN BANKS	5,000,000.00	USD	LT	09/13/2022	09/30/2027	5,000,000.00	0.00	84,027.78	-39,550.00	4,960,450.00	5,044,477.78
Jackson County-Zions Bank	3130ATUS4 FEDERAL HOME LOAN BANKS	3,040,000.00	USD	LT	12/29/2022	12/10/2027	3,066,591.47	0.00	31,223.33	43,909.17	3,110,500.64	3,141,723.97
Jackson County-Zions Bank	3130AUPY4 FEDERAL HOME LOAN BANKS	2,000,000.00	USD	LT	01/25/2023	08/13/2027	2,000,000.00	0.00	0.00	-11,806.00	1,988,194.00	1,988,194.00
Jackson County-Zions Bank	3133EJSD2 FEDERAL FARM CREDIT BANKS FUNDING CORP	1,000,000.00	USD	ST	11/16/2018	06/19/2023	999,682.43	0.00	3,371.67	-7,046.43	992,636.00	996,007.67
Jackson County-Zions Bank	3133ELVX9 FEDERAL FARM CREDIT BANKS FUNDING CORP	1,000,000.00	USD	LT	02/10/2022	04/08/2024	991,875.98	0.00	2,746.53	-36,454.98	955,421.00	958,167.53
Jackson County-Zions Bank	3133EMAB8 FEDERAL FARM CREDIT BANKS FUNDING CORP	2,000,000.00	USD	LT	10/28/2020	06/17/2024	1,999,697.36	0.00	953.33	-115,235.36	1,884,462.00	1,885,415.33

GAAP Balance Sheet by Lot

Jackson County-Zions Bank (64152)

As of 01/31/2023

[Return to Table of Contents](#)

Dated: 02/02/2023

Account	Identifier, Description	Current Units	Currency	BS Class	Trade Date	Final Maturity	Book Value	Interest/Dividend Due	Accrued Balance	Net Unrealized Gain/Loss	Market Value	Market Value + Accrued
Jackson County-Zions Bank	3133EMDZ2 FEDERAL FARM CREDIT BANKS FUNDING CORP	2,000,000.00	USD	LT	10/22/2020	10/21/2025	1,998,911.18	0.00	2,888.89	-188,275.18	1,810,636.00	1,813,524.89
Jackson County-Zions Bank	3133EMF98 FEDERAL FARM CREDIT BANKS FUNDING CORP	2,000,000.00	USD	LT	06/02/2021	06/09/2025	2,000,000.00	0.00	1,877.78	-163,966.00	1,836,034.00	1,837,911.78
Jackson County-Zions Bank	3133EMFC1 FEDERAL FARM CREDIT BANKS FUNDING CORP	2,000,000.00	USD	LT	10/30/2020	07/29/2025	1,999,474.57	0.00	58.89	-176,134.57	1,823,340.00	1,823,398.89
Jackson County-Zions Bank	3133EMFC1 FEDERAL FARM CREDIT BANKS FUNDING CORP	6,205,000.00	USD	LT	11/05/2020	07/29/2025	6,204,183.03	0.00	182.70	-547,270.68	5,656,912.35	5,657,095.05
Jackson County-Zions Bank	3133EMH21 FEDERAL FARM CREDIT BANKS FUNDING CORP	1,380,000.00	USD	LT	12/13/2021	06/15/2026	1,364,440.50	0.00	1,587.00	-126,454.92	1,237,985.58	1,239,572.58
Jackson County-Zions Bank	3133EMLE0 FEDERAL FARM CREDIT BANKS FUNDING CORP	2,000,000.00	USD	ST	01/04/2021	09/22/2023	2,000,000.00	0.00	1,361.67	-59,926.00	1,940,074.00	1,941,435.67
Jackson County-Zions Bank	3133EMPV8 FEDERAL FARM CREDIT BANKS FUNDING CORP	2,000,000.00	USD	LT	02/03/2021	02/03/2025	1,999,598.36	0.00	3,164.44	-159,114.36	1,840,484.00	1,843,648.44
Jackson County-Zions Bank	3133EMYD8 FEDERAL FARM CREDIT BANKS FUNDING CORP	600,000.00	USD	LT	06/07/2021	11/03/2025	600,000.00	0.00	1,246.67	-52,162.80	547,837.20	549,083.87
Jackson County-Zions Bank	3133EN7A2 FEDERAL FARM CREDIT BANKS FUNDING CORP	2,000,000.00	USD	LT	01/23/2023	10/26/2026	1,987,992.86	0.00	1,006.94	-8,606.86	1,979,386.00	1,980,392.94
Jackson County-Zions Bank	3133ENSZ4 FEDERAL FARM CREDIT BANKS FUNDING CORP	1,000,000.00	USD	LT	03/29/2022	04/01/2027	994,422.78	0.00	9,166.67	-51,243.78	943,179.00	952,345.67
Jackson County-Zions Bank	3133ENYA2 FEDERAL FARM CREDIT BANKS FUNDING CORP	5,000,000.00	USD	LT	06/06/2022	06/01/2027	4,995,656.59	0.00	28,750.00	-191,406.59	4,804,250.00	4,833,000.00
Jackson County-Zions Bank	3133ENYP9 FEDERAL FARM CREDIT BANKS FUNDING CORP	5,000,000.00	USD	LT	06/10/2022	06/09/2025	4,991,622.39	0.00	22,569.44	-146,037.39	4,845,585.00	4,868,154.44
Jackson County-Zions Bank	3133ENZF0 FEDERAL FARM CREDIT BANKS FUNDING CORP	5,000,000.00	USD	LT	06/16/2022	06/22/2026	5,000,000.00	0.00	23,833.33	-72,435.00	4,927,565.00	4,951,398.33
Jackson County-Zions Bank	3134GVVX3 FEDERAL HOME LOAN MORTGAGE CORP	2,000,000.00	USD	LT	06/02/2020	05/28/2025	2,000,000.00	0.00	2,625.00	-157,030.00	1,842,970.00	1,845,595.00
Jackson County-Zions Bank	3134GW3W4 FEDERAL HOME LOAN MORTGAGE CORP	2,000,000.00	USD	LT	10/28/2020	10/28/2024	2,000,000.00	0.00	2,118.33	-139,156.00	1,860,844.00	1,862,962.33
Jackson County-Zions Bank	3134GW4C7 FEDERAL HOME LOAN MORTGAGE CORP	3,500,000.00	USD	LT	01/23/2023	10/27/2026	3,102,940.30	0.00	7,311.11	-7,624.30	3,095,316.00	3,102,627.11
Jackson County-Zions Bank	3134GW5P7 FEDERAL HOME LOAN MORTGAGE CORP	5,000,000.00	USD	LT	10/26/2020	10/27/2025	5,000,000.00	0.00	7,833.33	-465,380.00	4,534,620.00	4,542,453.33
Jackson County-Zions Bank	3134GW5R3 FEDERAL HOME LOAN MORTGAGE CORP	1,000,000.00	USD	LT	03/29/2022	10/27/2025	947,680.53	0.00	1,697.22	-39,482.53	908,198.00	909,895.22
Jackson County-Zions Bank	3134GWSR8 FEDERAL HOME LOAN MORTGAGE CORP	2,500,000.00	USD	LT	11/19/2021	09/24/2024	2,487,394.65	0.00	3,880.56	-152,744.65	2,334,650.00	2,338,530.56
Jackson County-Zions Bank	3134GWUV6 FEDERAL HOME LOAN MORTGAGE CORP	1,000,000.00	USD	LT	10/22/2020	09/30/2025	1,000,000.00	0.00	1,747.78	-93,169.00	906,831.00	908,578.78
Jackson County-Zions Bank	3134GWUV6 FEDERAL HOME LOAN MORTGAGE CORP	2,375,000.00	USD	LT	10/30/2020	09/30/2025	2,373,712.49	0.00	4,150.97	-219,988.87	2,153,723.63	2,157,874.60
Jackson County-Zions Bank	3134GWV52 FEDERAL HOME LOAN MORTGAGE CORP	3,825,000.00	USD	LT	10/02/2020	09/30/2025	3,824,489.58	0.00	6,428.13	-360,454.83	3,464,034.75	3,470,462.88

GAAP Balance Sheet by Lot

Jackson County-Zions Bank (64152)

As of 01/31/2023

[Return to Table of Contents](#)

Dated: 02/02/2023

Account	Identifier, Description	Current Units	Currency	BS Class	Trade Date	Final Maturity	Book Value	Interest/Dividend Due	Accrued Balance	Net Unrealized Gain/Loss	Market Value	Market Value + Accrued
Jackson County-Zions Bank	3134GWXE1 FEDERAL HOME LOAN MORTGAGE CORP	2,000,000.00	USD	LT	10/02/2020	06/30/2025	2,000,000.00	0.00	3,361.11	-175,014.00	1,824,986.00	1,828,347.11
Jackson County-Zions Bank	3134GXAM6 FEDERAL HOME LOAN MORTGAGE CORP	5,000,000.00	USD	LT	10/30/2020	11/10/2025	5,000,000.00	0.00	6,750.00	-469,140.00	4,530,860.00	4,537,610.00
Jackson County-Zions Bank	3134GXE34 FEDERAL HOME LOAN MORTGAGE CORP	5,000,000.00	USD	LT	07/19/2022	07/25/2025	5,000,000.00	0.00	3,375.00	-76,815.00	4,923,185.00	4,926,560.00
Jackson County-Zions Bank	3134GXKR4 FEDERAL HOME LOAN MORTGAGE CORP	1,000,000.00	USD	LT	01/04/2021	07/15/2025	1,000,000.00	0.00	177.78	-90,936.00	909,064.00	909,241.78
Jackson County-Zions Bank	3134GXKR4 FEDERAL HOME LOAN MORTGAGE CORP	2,000,000.00	USD	LT	01/04/2021	07/15/2025	2,000,000.00	0.00	355.56	-181,872.00	1,818,128.00	1,818,483.56
Jackson County-Zions Bank	3134GXQF4 FEDERAL HOME LOAN MORTGAGE CORP	2,000,000.00	USD	LT	03/29/2022	04/13/2027	1,999,161.01	0.00	19,500.00	-83,199.01	1,915,962.00	1,935,462.00
Jackson County-Zions Bank	3134GYBM3 FEDERAL HOME LOAN MORTGAGE CORP	3,200,000.00	USD	LT	12/29/2022	12/30/2027	3,200,000.00	0.00	11,848.89	-41,139.20	3,158,860.80	3,170,709.69
Jackson County-Zions Bank	3134GYCE0 FEDERAL HOME LOAN MORTGAGE CORP	2,000,000.00	USD	LT	12/29/2022	01/20/2028	2,000,000.00	0.00	3,361.11	-3,496.00	1,996,504.00	1,999,865.11
Jackson County-Zions Bank	3134GYFW7 FEDERAL HOME LOAN MORTGAGE CORP	2,000,000.00	USD	LT	01/25/2023	02/07/2028	2,000,000.00	0.00	0.00	-2,338.00	1,997,662.00	1,997,662.00
Jackson County-Zions Bank	3134GYGQ9 FEDERAL HOME LOAN MORTGAGE CORP	3,000,000.00	USD	LT	01/31/2023	06/17/2027	3,000,000.00	0.00	0.00	-11,937.00	2,988,063.00	2,988,063.00
Jackson County-Zions Bank	3135G06A6 FEDERAL NATIONAL MORTGAGE ASSOCIATION	2,000,000.00	USD	LT	10/30/2020	10/20/2025	2,000,000.00	0.00	3,254.44	-186,184.00	1,813,816.00	1,817,070.44
Jackson County-Zions Bank	3135GAC58 FEDERAL NATIONAL MORTGAGE ASSOCIATION	1,200,000.00	USD	LT	01/04/2021	01/22/2026	1,200,000.00	0.00	159.00	-126,298.80	1,073,701.20	1,073,860.20
Jackson County-Zions Bank	3136G45C3 FEDERAL NATIONAL MORTGAGE ASSOCIATION	2,000,000.00	USD	LT	10/22/2020	10/27/2025	1,999,726.45	0.00	2,820.00	-188,936.45	1,810,790.00	1,813,610.00
Jackson County-Zions Bank	3136G4W41 FEDERAL NATIONAL MORTGAGE ASSOCIATION	3,965,000.00	USD	LT	06/02/2021	08/25/2025	3,965,000.00	0.00	11,168.08	-345,771.79	3,619,228.21	3,630,396.29
Jackson County-Zions Bank	3137EAEU9 FEDERAL HOME LOAN MORTGAGE CORP	1,000,000.00	USD	LT	12/29/2022	07/21/2025	909,350.14	0.00	104.17	3,164.86	912,515.00	912,619.17
Jackson County-Zions Bank	31422BA26 FEDERAL AGRICULTURAL MORTGAGE CORP	2,000,000.00	USD	LT	11/18/2021	05/19/2025	1,981,625.69	0.00	2,700.00	-140,657.69	1,840,968.00	1,843,668.00
Jackson County-Zions Bank	4581X0CM8 INTER-AMERICAN DEVELOPMENT BANK	2,000,000.00	USD	LT	02/03/2021	01/15/2025	2,068,782.00	0.00	1,888.89	-150,438.00	1,918,344.00	1,920,232.89
Jackson County-Zions Bank	459051FW3 INTERNATIONAL BANK FOR RECONSTRUCTION AND DEVELOPM	2,000,000.00	USD	LT	03/28/2022	03/01/2026	1,840,081.17	0.00	0.00	-84,905.17	1,755,176.00	1,755,176.00
Jackson County-Zions Bank	46625HJT8 JPMORGAN CHASE & CO	1,000,000.00	USD	LT	12/18/2019	02/01/2024	1,016,293.95	0.00	19,375.00	-25,445.95	990,848.00	1,010,223.00
Jackson County-Zions Bank	46625HMN7 JPMORGAN CHASE & CO	4,000,000.00	USD	LT	08/02/2021	07/15/2025	4,268,476.44	0.00	6,933.33	-328,028.44	3,940,448.00	3,947,381.33
Jackson County-Zions Bank	46625HMN7 JPMORGAN CHASE & CO	2,861,000.00	USD	LT	08/04/2021	07/15/2025	3,050,411.78	0.00	4,959.07	-232,006.35	2,818,405.43	2,823,364.50
Jackson County-Zions Bank	46625HMN7 JPMORGAN CHASE & CO	725,000.00	USD	LT	09/20/2021	07/15/2025	771,206.36	0.00	1,256.67	-57,000.16	714,206.20	715,462.87
Jackson County-Zions Bank	478160BT0 JOHNSON & JOHNSON	1,000,000.00	USD	ST	12/30/2019	03/01/2023	1,000,000.00	0.00	8,541.67	-1,989.00	998,011.00	1,006,552.67
Jackson County-Zions Bank	478160BY9 JOHNSON & JOHNSON	2,000,000.00	USD	LT	03/18/2022	03/01/2026	2,005,392.12	0.00	20,416.67	-95,902.12	1,909,490.00	1,929,906.67

GAAP Balance Sheet by Lot

Jackson County-Zions Bank (64152)

As of 01/31/2023

[Return to Table of Contents](#)

Dated: 02/02/2023

Account	Identifier, Description	Current Units	Currency	BS Class	Trade Date	Final Maturity	Book Value	Interest/Dividend Due	Accrued Balance	Net Unrealized Gain/Loss	Market Value	Market Value + Accrued
Jackson County-Zions Bank	515182EJ8 LANE CMNTY COLLEGE ORE	500,000.00	USD	LT	11/25/2020	06/15/2025	503,516.34	0.00	543.69	-44,781.35	458,735.00	459,278.69
Jackson County-Zions Bank	515182EJ8 LANE CMNTY COLLEGE ORE	770,000.00	USD	LT	03/04/2022	06/15/2025	752,927.94	0.00	837.29	-46,476.04	706,451.90	707,289.19
Jackson County-Zions Bank	515300TE1 LANE CNTY ORE SCH DIST NO 4 J EUGENE	720,000.00	USD	LT	03/09/2021	06/15/2024	720,972.48	0.00	552.00	-39,334.08	681,638.40	682,190.40
Jackson County-Zions Bank	544646A77 LOS ANGELES CALIF UNI SCH DIST	5,000,000.00	USD	LT	06/10/2022	05/01/2027	5,342,356.90	0.00	23,833.33	-59,656.90	5,282,700.00	5,306,533.33
Jackson County-Zions Bank	558770DU4 MADRAS ORE	175,000.00	USD	LT	09/24/2021	03/01/2024	175,000.00	0.00	557.81	-7,885.50	167,114.50	167,672.31
Jackson County-Zions Bank	56781RGS0 MARIN CALIF CMNTY COLLEGE DIST	610,000.00	USD	LT	02/11/2021	08/01/2025	648,904.79	0.00	9,308.60	-56,118.99	592,785.80	602,094.40
Jackson County-Zions Bank	56781RJH1 MARIN CALIF CMNTY COLLEGE DIST	170,000.00	USD	LT	03/18/2021	08/01/2024	176,409.34	0.00	2,588.25	-9,799.14	166,610.20	169,198.45
Jackson County-Zions Bank	584283HG3 MEDFORD ORE HOSP FACS AUTH REV	350,000.00	USD	ST	12/13/2022	08/15/2023	344,222.62	0.00	2,792.03	-1,495.62	342,727.00	345,519.03
Jackson County-Zions Bank	594918BQ6 MICROSOFT CORP	1,000,000.00	USD	ST	12/11/2018	08/08/2023	994,299.14	0.00	9,611.11	-9,606.14	984,693.00	994,304.11
Jackson County-Zions Bank	594918BR4 MICROSOFT CORP	1,984,000.00	USD	LT	12/29/2022	08/08/2026	1,859,227.04	0.00	22,882.13	8,133.60	1,867,360.64	1,890,242.77
Jackson County-Zions Bank	654106AH6 NIKE INC	2,000,000.00	USD	LT	05/26/2020	03/27/2025	2,064,536.87	0.00	16,533.33	-132,632.87	1,931,904.00	1,948,437.33
Jackson County-Zions Bank	654106AH6 NIKE INC	3,000,000.00	USD	LT	11/04/2021	03/27/2025	3,086,550.12	0.00	24,800.00	-188,694.12	2,897,856.00	2,922,656.00
Jackson County-Zions Bank	68389XBL8 ORACLE CORP	1,000,000.00	USD	ST	02/04/2019	09/15/2023	996,562.97	0.00	9,066.67	-12,291.97	984,271.00	993,337.67
Jackson County-Zions Bank	68389XBR5 ORACLE CORP	1,000,000.00	USD	ST	05/14/2018	02/15/2023	999,789.60	0.00	12,104.17	-584.60	999,205.00	1,011,309.17
Jackson County-Zions Bank	68607DVB8 OREGON ST DEPT TRANSN HWY USER TAX REV	4,145,000.00	USD	LT	03/29/2022	11/15/2025	3,918,765.21	0.00	6,002.88	-163,809.71	3,754,955.50	3,760,958.38
Jackson County-Zions Bank	73474TAC4 PORT MORROW ORE TRANSMISSION FACS REV	2,500,000.00	USD	LT	12/29/2022	09/01/2025	2,430,439.20	0.00	35,114.58	18,885.80	2,449,325.00	2,484,439.58
Jackson County-Zions Bank	73474TAJ9 PORT MORROW ORE TRANSMISSION FACS REV	225,000.00	USD	ST	04/05/2019	09/01/2023	225,484.72	0.00	2,903.44	-2,916.97	222,567.75	225,471.19
Jackson County-Zions Bank	735240H22 PORT PORTLAND ORE ARPT REV	105,000.00	USD	ST	04/13/2020	07/01/2023	106,291.31	0.00	437.50	-178.31	106,113.00	106,550.50
Jackson County-Zions Bank	742718EB1 PROCTER & GAMBLE CO	500,000.00	USD	ST	04/05/2019	08/15/2023	501,797.83	0.00	7,147.22	-4,641.33	497,156.50	504,303.72
Jackson County-Zions Bank	769036BM5 RIVERSIDE CALIF PENSION OBLIG	3,030,000.00	USD	LT	06/11/2020	06/01/2025	3,062,132.01	0.00	11,145.35	-179,056.71	2,883,075.30	2,894,220.65
Jackson County-Zions Bank	78013XW20YANK ROYAL BANK OF CANADA	2,000,000.00	USD	ST	02/20/2019	10/05/2023	2,006,638.79	0.00	23,844.44	-21,240.79	1,985,398.00	2,009,242.44
Jackson County-Zions Bank	79730CJK1 SAN DIEGO CALIF PUB FACS FING AUTH WTR REV	345,000.00	USD	LT	03/15/2022	08/01/2026	341,145.75	0.00	3,282.68	-22,203.60	318,942.15	322,224.83
Jackson County-Zions Bank	798135H51 SAN JOSE CALIF	560,000.00	USD	ST	05/06/2020	09/01/2023	563,492.00	0.00	5,366.67	-11,763.20	551,728.80	557,095.47
Jackson County-Zions Bank	798170AF3 SUCCESSOR AGENCY TO THE REDEVELOPMENT AGENCY OF TH	3,000,000.00	USD	ST	07/22/2020	08/01/2023	3,030,482.83	0.00	42,420.00	-60,692.83	2,969,790.00	3,012,210.00
Jackson County-Zions Bank	799038NQ3 SAN MATEO CNTY CALIF CMNTY COLLEGE DIST	750,000.00	USD	LT	03/30/2022	09/01/2025	717,440.45	0.00	2,837.50	-24,672.95	692,767.50	695,605.00
Jackson County-Zions Bank	833068NC9 SNOHOMISH & ISLAND CNTYS WASH SCH DIST NO 401 STAN	1,000,000.00	USD	LT	05/06/2020	12/15/2024	1,074,894.48	0.00	6,388.89	-24,174.48	1,050,720.00	1,057,108.89
Jackson County-Zions Bank	857477AT0 STATE STREET CORP	3,020,000.00	USD	LT	03/29/2022	08/18/2025	3,059,791.11	0.00	48,542.31	-108,049.15	2,951,741.96	3,000,284.27
Jackson County-Zions Bank	89114QC48YANK TORONTO-DOMINION BANK	500,000.00	USD	ST	08/17/2018	07/19/2023	500,335.91	0.00	583.33	-3,468.41	496,867.50	497,450.83

GAAP Balance Sheet by Lot

As of 01/31/2023

[Return to Table of Contents](#)

Jackson County-Zions Bank (64152)

Dated: 02/02/2023

Account	Identifier, Description	Current Units	Currency	BS Class	Trade Date	Final Maturity	Book Value	Interest/ Dividend Due	Accrued Balance	Net Unrealized Gain/Loss	Market Value	Market Value + Accrued
Jackson County-Zions Bank	89114QCA4 TORONTO-DOMINION BANK	3,000,000.00	USD	LT	04/26/2021	06/12/2024	3,083,984.72	0.00	10,820.83	-166,382.72	2,917,602.00	2,928,422.83
Jackson County-Zions Bank	89114TZG0 TORONTO-DOMINION BANK	2,000,000.00	USD	LT	10/28/2021	09/10/2026	1,981,959.92	0.00	9,791.67	-209,301.92	1,772,658.00	1,782,449.67
Jackson County-Zions Bank	89114X2N2 TORONTO-DOMINION BANK	10,000,000.00	USD	LT	06/10/2022	12/15/2025	10,000,000.00	0.00	51,111.11	-192,120.00	9,807,880.00	9,858,991.11
Jackson County-Zions Bank	89236TFS9 TOYOTA MOTOR CREDIT CORP	1,000,000.00	USD	ST	04/05/2019	01/08/2024	1,005,676.13	0.00	2,140.28	-19,837.13	985,839.00	987,979.28
Jackson County-Zions Bank	91159HHX1 US BANCORP	2,000,000.00	USD	LT	11/01/2021	07/30/2024	2,042,598.08	0.00	133.33	-106,652.08	1,935,946.00	1,936,079.33
Jackson County-Zions Bank	91159HHZ6 US BANCORP	5,000,000.00	USD	LT	08/11/2021	05/12/2025	5,071,084.52	0.00	15,909.72	-402,094.52	4,668,990.00	4,684,899.72
Jackson County-Zions Bank	9128282Y5 UNITED STATES TREASURY	2,000,000.00	USD	LT	03/29/2022	09/30/2024	1,988,125.36	0.00	14,478.02	-60,937.86	1,927,187.50	1,941,665.52
Jackson County-Zions Bank	912828Y87 UNITED STATES TREASURY	2,000,000.00	USD	LT	03/29/2022	07/31/2024	1,979,464.26	0.00	96.69	-59,776.76	1,919,687.50	1,919,784.19
Jackson County-Zions Bank	91282CAJ0 UNITED STATES TREASURY	2,000,000.00	USD	LT	03/29/2022	08/31/2025	1,886,730.91	0.00	2,127.07	-69,230.91	1,817,500.00	1,819,627.07
Jackson County-Zions Bank	91282CAM3 UNITED STATES TREASURY	2,000,000.00	USD	LT	03/29/2022	09/30/2025	1,883,025.88	0.00	1,703.30	-68,025.88	1,815,000.00	1,816,703.30
Jackson County-Zions Bank	91412HGE7 UNIVERSITY CALIF REVS	410,000.00	USD	LT	02/08/2021	05/15/2025	413,419.61	0.00	764.29	-36,473.81	376,945.80	377,710.09
Jackson County-Zions Bank	91412HGE7 UNIVERSITY CALIF REVS	1,175,000.00	USD	LT	06/02/2021	05/15/2025	1,180,851.65	0.00	2,190.33	-100,580.15	1,080,271.50	1,082,461.83
Jackson County-Zions Bank	931142DH3 WALMART INC	1,103,000.00	USD	ST	02/20/2019	04/11/2023	1,102,704.45	0.00	8,594.21	-4,040.34	1,098,664.11	1,107,258.32
Jackson County-Zions Bank	931142EK5 WALMART INC	1,000,000.00	USD	ST	02/04/2019	06/26/2023	1,001,547.35	0.00	3,305.56	-7,502.35	994,045.00	997,350.56
Jackson County-Zions Bank	961214DZ3 WESTPAC BANKING CORP	500,000.00	USD	ST	08/17/2018	05/15/2023	500,283.07	0.00	3,852.78	-2,168.07	498,115.00	501,967.78
Jackson County-Zions Bank	961214EC3 WESTPAC BANKING CORP	500,000.00	USD	LT	04/05/2019	02/26/2024	501,086.49	0.00	7,104.17	-8,671.49	492,415.00	499,519.17
Jackson County-Zions Bank	969268DH1 WILLIAM S HART CALIF UN HIGH SCH DIST	270,000.00	USD	LT	01/18/2022	08/01/2026	263,162.57	0.00	1,341.90	-21,658.37	241,504.20	242,846.10
Jackson County-Zions Bank	CCYUSD Payable	-7,000,000.00	USD	PAY	---	01/31/2023	-7,000,000.00	0.00	0.00	0.00	-7,000,000.00	-7,000,000.00
Jackson County-Zions Bank	---	319,351,000.00	USD	---	---	09/13/2025	319,255,563.18	0.00	1,498,737.96	-16,439,026.21	302,816,536.97	304,315,274.92

* Weighted by: Market Value + Accrued. * Holdings Displayed by: Lot.

Accrual Earning Report

01/01/2023 - 01/31/2023

[Return to Table of Contents](#)

Jackson County-Zions Bank (64152)

Dated: 02/02/2023

Security Type, Identifier, Description	Ending Current Units	Interest/Dividend Income	Net Amortization/Accretion Income	Net Realized Gain/Loss	Coupon Received Income
CORP 023135AZ9 AMAZON.COM INC	1,000,000.00	2,333.33	-684.35	0.00	0.00
CORP 037833AK6 APPLE INC	1,000,000.00	2,000.00	311.20	0.00	0.00
CORP 037833DX5 APPLE INC	3,388,000.00	1,552.83	0.00	0.00	0.00
CORP 037833AZ3 APPLE INC	2,000,000.00	4,166.67	-3,269.28	0.00	0.00
CORP 037833DT4 APPLE INC	1,750,000.00	1,640.63	-710.57	0.00	0.00
CORP 06051GFB0 BANK OF AMERICA CORP	1,000,000.00	3,437.50	-652.81	0.00	20,625.00
CORP 06051GFX2 BANK OF AMERICA CORP	2,000,000.00	5,833.33	-2,430.40	0.00	0.00
CORP 06051GFX2 BANK OF AMERICA CORP	645,000.00	1,881.25	-235.10	0.00	0.00
CORP 06048WV56 BANK OF AMERICA CORP	5,000,000.00	16,666.67	0.00	0.00	0.00
YANKEE 06367WHH9 BANK OF MONTREAL	1,000,000.00	2,750.00	-845.42	0.00	0.00
CORP 06406RAG2 BANK OF NEW YORK MELLON CORP	1,000,000.00	2,916.67	-148.02	0.00	0.00
CORP 084670BR8 BERKSHIRE HATHAWAY INC	1,000,000.00	2,291.67	-18.10	0.00	0.00
MUNI 13063DSU3 CALIFORNIA ST	1,000,000.00	3,333.33	-1,053.65	0.00	0.00
MUNI 13063DFT0 CALIFORNIA ST	1,000,000.00	4,166.67	-1,908.41	0.00	0.00
MUNI 15722TJS1 CHABOT-LAS POSITAS CALIF CMNTY COLLEGE DIST	1,195,000.00	256.32	588.80	0.00	0.00
CORP 166756AE6 CHEVRON USA INC	5,000,000.00	2,862.50	8,058.99	0.00	0.00
MUNI 179198JG2 CLACKAMAS CNTY ORE SCH DIST NO 086	100,000.00	77.50	-6.63	0.00	0.00
MUNI 179198JG2 CLACKAMAS CNTY ORE SCH DIST NO 086	1,365,000.00	1,057.88	-492.07	0.00	0.00
MUNI 179198JF4 CLACKAMAS CNTY ORE SCH DIST NO 086	230,000.00	159.08	-63.77	0.00	0.00
CORP 22546QAP2 CREDIT SUISSE AG (NEW YORK BRANCH)	3,000,000.00	9,062.50	-6,652.90	0.00	0.00
CORP 30231GBH4 EXXON MOBIL CORP	4,000,000.00	9,973.33	-7,533.32	0.00	0.00
AGCY BOND 3132X0G39 FEDERAL AGRICULTURAL MORTGAGE CORP	0.00	1,006.94	29.63	0.00	6,250.00

Accrual Earning Report

01/01/2023 - 01/31/2023

[Return to Table of Contents](#)

Jackson County-Zions Bank (64152)

Dated: 02/02/2023

Security Type, Identifier, Description	Ending Current Units	Interest/Dividend Income	Net Amortization/Accretion Income	Net Realized Gain/Loss	Coupon Received Income
AGCY BOND 31422BA26 FEDERAL AGRICULTURAL MORTGAGE CORP	2,000,000.00	1,125.00	679.72	0.00	0.00
AGCY BOND 3133EJSD2 FEDERAL FARM CREDIT BANKS FUNDING CORP	1,000,000.00	2,408.33	71.34	0.00	0.00
AGCY BOND 3133EMDZ2 FEDERAL FARM CREDIT BANKS FUNDING CORP	2,000,000.00	866.67	33.99	0.00	0.00
AGCY BOND 3133EMAB8 FEDERAL FARM CREDIT BANKS FUNDING CORP	2,000,000.00	650.00	18.69	0.00	0.00
AGCY BOND 3133EMFC1 FEDERAL FARM CREDIT BANKS FUNDING CORP	2,000,000.00	883.33	17.92	0.00	5,300.00
AGCY BOND 3133EMFC1 FEDERAL FARM CREDIT BANKS FUNDING CORP	6,205,000.00	2,740.54	27.86	0.00	16,443.25
AGCY BOND 3133EMLE0 FEDERAL FARM CREDIT BANKS FUNDING CORP	2,000,000.00	316.67	0.00	0.00	0.00
AGCY BOND 3133EMPV8 FEDERAL FARM CREDIT BANKS FUNDING CORP	2,000,000.00	533.33	16.99	0.00	0.00
AGCY BOND 3133EMF98 FEDERAL FARM CREDIT BANKS FUNDING CORP	2,000,000.00	1,083.33	0.00	0.00	0.00
AGCY BOND 3133EMYD8 FEDERAL FARM CREDIT BANKS FUNDING CORP	600,000.00	425.00	0.00	0.00	0.00
AGCY BOND 3133EMH21 FEDERAL FARM CREDIT BANKS FUNDING CORP	1,380,000.00	1,035.00	392.15	0.00	0.00
AGCY BOND 3133ELVX9 FEDERAL FARM CREDIT BANKS FUNDING CORP	1,000,000.00	729.17	582.97	0.00	0.00
AGCY BOND 3133ENSZ4 FEDERAL FARM CREDIT BANKS FUNDING CORP	1,000,000.00	2,291.67	113.75	0.00	0.00
AGCY BOND 3133ENYA2 FEDERAL FARM CREDIT BANKS FUNDING CORP	5,000,000.00	14,375.00	85.16	0.00	0.00
AGCY BOND 3133ENYP9 FEDERAL FARM CREDIT BANKS FUNDING CORP	5,000,000.00	13,020.83	302.34	0.00	0.00
AGCY BOND 3133ENZF0 FEDERAL FARM CREDIT BANKS FUNDING CORP	5,000,000.00	18,333.33	0.00	0.00	0.00
AGCY BOND 3133EN7A2 FEDERAL FARM CREDIT BANKS FUNDING CORP	2,000,000.00	1,006.94	52.86	0.00	0.00
AGCY BOND 3130A0F70 FEDERAL HOME LOAN BANKS	1,000,000.00	2,812.50	-1,465.36	0.00	0.00
AGCY BOND 3130AJLA5 FEDERAL HOME LOAN BANKS	1,000,000.00	625.00	0.00	0.00	0.00
AGCY BOND 3130AKPN0 FEDERAL HOME LOAN BANKS	3,000,000.00	1,500.00	0.00	0.00	9,000.00
AGCY BOND 3130AMHQ8 FEDERAL HOME LOAN BANKS	5,000,000.00	2,604.17	0.00	0.00	0.00
AGCY BOND 3130AJSY6 FEDERAL HOME LOAN BANKS	1,000,000.00	566.67	0.00	0.00	3,400.00

Accrual Earning Report

Jackson County-Zions Bank (64152)

01/01/2023 - 01/31/2023

[Return to Table of Contents](#)

Dated: 02/02/2023

Security Type, Identifier, Description	Ending Current Units	Interest/Dividend Income	Net Amortization/Accretion Income	Net Realized Gain/Loss	Coupon Received Income
AGCY BOND 3130AMSB9 FEDERAL HOME LOAN BANKS	5,000,000.00	2,916.67	0.00	0.00	0.00
AGCY BOND 3130ANEJ5 FEDERAL HOME LOAN BANKS	2,000,000.00	866.67	0.00	0.00	5,200.00
AGCY BOND 3130ANAW0 FEDERAL HOME LOAN BANKS	2,500,000.00	1,145.83	0.00	0.00	6,875.00
AGCY BOND 3130ANMN7 FEDERAL HOME LOAN BANKS	2,000,000.00	866.67	0.00	0.00	0.00
AGCY BOND 3130ANFZ8 FEDERAL HOME LOAN BANKS	4,000,000.00	2,333.33	0.00	0.00	0.00
AGCY BOND 3130ANVB3 FEDERAL HOME LOAN BANKS	1,170,000.00	780.00	0.00	0.00	0.00
AGCY BOND 3130APE35 FEDERAL HOME LOAN BANKS	1,070,000.00	891.67	132.64	0.00	0.00
AGCY BOND 3130APDK8 FEDERAL HOME LOAN BANKS	5,000,000.00	4,583.33	535.97	0.00	0.00
AGCY BOND 3130APPQ2 FEDERAL HOME LOAN BANKS	605,000.00	453.75	0.00	0.00	0.00
AGCY BOND 3130APP41 FEDERAL HOME LOAN BANKS	1,750,000.00	1,640.63	9.91	0.00	0.00
AGCY BOND 3130APUY9 FEDERAL HOME LOAN BANKS	2,000,000.00	1,666.67	0.00	0.00	0.00
AGCY BOND 3130APBR5 FEDERAL HOME LOAN BANKS	2,000,000.00	1,083.33	467.14	0.00	6,500.00
AGCY BOND 3130APQ32 FEDERAL HOME LOAN BANKS	2,550,000.00	1,593.75	0.00	0.00	0.00
AGCY BOND 3130APZX6 FEDERAL HOME LOAN BANKS	3,200,000.00	2,400.00	0.00	0.00	0.00
AGCY BOND 3130AJP60 FEDERAL HOME LOAN BANKS	1,000,000.00	750.00	279.95	0.00	0.00
AGCY BOND 3130AQWU3 FEDERAL HOME LOAN BANKS	2,000,000.00	3,333.33	63.70	0.00	0.00
AGCY BOND 3130AR4Y4 FEDERAL HOME LOAN BANKS	2,000,000.00	3,633.33	0.00	0.00	0.00
AGCY BOND 3130ARDN8 FEDERAL HOME LOAN BANKS	2,000,000.00	2,291.67	0.00	0.00	0.00
AGCY BOND 3130ANMH0 FEDERAL HOME LOAN BANKS	2,000,000.00	1,833.33	2,467.24	0.00	0.00
AGCY BOND 3130ARK42 FEDERAL HOME LOAN BANKS	2,000,000.00	4,716.67	0.00	0.00	0.00
AGCY BOND 3130ARGN5 FEDERAL HOME LOAN BANKS	3,000,000.00	7,500.00	0.00	0.00	0.00
AGCY BOND 3130ARHP9 FEDERAL HOME LOAN BANKS	1,740,000.00	3,443.75	184.47	0.00	0.00

Accrual Earning Report

01/01/2023 - 01/31/2023

[Return to Table of Contents](#)

Jackson County-Zions Bank (64152)

Dated: 02/02/2023

Security Type, Identifier, Description	Ending Current Units	Interest/Dividend Income	Net Amortization/Accretion Income	Net Realized Gain/Loss	Coupon Received Income
AGCY BOND 3130ARM73 FEDERAL HOME LOAN BANKS	10,000,000.00	25,833.33	0.00	0.00	0.00
AGCY BOND 3130ASEA3 FEDERAL HOME LOAN BANKS	3,500,000.00	9,114.58	148.43	0.00	0.00
AGCY BOND 3130ASC31 FEDERAL HOME LOAN BANKS	5,800,000.00	14,500.00	1,164.76	0.00	0.00
AGCY BOND 3130ASHG7 FEDERAL HOME LOAN BANKS	2,500,000.00	6,875.00	0.00	0.00	0.00
AGCY BOND 3130ATDV6 FEDERAL HOME LOAN BANKS	5,000,000.00	20,833.33	0.00	0.00	0.00
AGCY BOND 3130ALCE2 FEDERAL HOME LOAN BANKS	1,000,000.00	766.67	2,668.71	0.00	0.00
AGCY BOND 3130ATUS4 FEDERAL HOME LOAN BANKS	3,040,000.00	10,766.67	-464.94	0.00	0.00
AGCY BOND 3130AUPY4 FEDERAL HOME LOAN BANKS	2,000,000.00	0.00	0.00	0.00	0.00
AGCY BOND 3134GVVX3 FEDERAL HOME LOAN MORTGAGE CORP	2,000,000.00	1,250.00	0.00	0.00	0.00
AGCY BOND 3134GWW52 FEDERAL HOME LOAN MORTGAGE CORP	3,825,000.00	1,593.75	16.28	0.00	0.00
AGCY BOND 3134GWXE1 FEDERAL HOME LOAN MORTGAGE CORP	2,000,000.00	833.33	0.00	0.00	0.00
AGCY BOND 3134GWUV6 FEDERAL HOME LOAN MORTGAGE CORP	1,000,000.00	433.33	0.00	0.00	0.00
AGCY BOND 3134GW5P7 FEDERAL HOME LOAN MORTGAGE CORP	5,000,000.00	2,500.00	0.00	0.00	0.00
AGCY BOND 3134GW3W4 FEDERAL HOME LOAN MORTGAGE CORP	2,000,000.00	683.33	0.00	0.00	0.00
AGCY BOND 3134GWUV6 FEDERAL HOME LOAN MORTGAGE CORP	2,375,000.00	1,029.17	41.06	0.00	0.00
AGCY BOND 3134GXAM6 FEDERAL HOME LOAN MORTGAGE CORP	5,000,000.00	2,500.00	0.00	0.00	0.00
AGCY BOND 3134GXKR4 FEDERAL HOME LOAN MORTGAGE CORP	1,000,000.00	333.33	0.00	0.00	2,000.00
AGCY BOND 3134GXKR4 FEDERAL HOME LOAN MORTGAGE CORP	2,000,000.00	666.67	0.00	0.00	4,000.00
AGCY BOND 3134GWSR8 FEDERAL HOME LOAN MORTGAGE CORP	2,500,000.00	916.67	650.19	0.00	0.00
AGCY BOND 3134GW5R3 FEDERAL HOME LOAN MORTGAGE CORP	1,000,000.00	541.67	1,623.53	0.00	0.00
AGCY BOND 3134GXQF4 FEDERAL HOME LOAN MORTGAGE CORP	2,000,000.00	5,416.67	16.98	0.00	0.00
AGCY BOND 3134GXE34 FEDERAL HOME LOAN MORTGAGE CORP	5,000,000.00	16,875.00	0.00	0.00	101,250.00

Accrual Earning Report

01/01/2023 - 01/31/2023

[Return to Table of Contents](#)

Jackson County-Zions Bank (64152)

Dated: 02/02/2023

Security Type, Identifier, Description	Ending Current Units	Interest/Dividend Income	Net Amortization/Accretion Income	Net Realized Gain/Loss	Coupon Received Income
AGCY BOND 3137EAEU9 FEDERAL HOME LOAN MORTGAGE CORP	1,000,000.00	312.50	3,118.92	0.00	1,875.00
AGCY BOND 3134GYCE0 FEDERAL HOME LOAN MORTGAGE CORP	2,000,000.00	3,361.11	0.00	0.00	0.00
AGCY BOND 3134GYBM3 FEDERAL HOME LOAN MORTGAGE CORP	3,200,000.00	11,466.67	0.00	0.00	0.00
AGCY BOND 3134GW4C7 FEDERAL HOME LOAN MORTGAGE CORP	3,500,000.00	544.44	2,328.80	0.00	0.00
AGCY BOND 3134GYFW7 FEDERAL HOME LOAN MORTGAGE CORP	2,000,000.00	0.00	0.00	0.00	0.00
AGCY BOND 3134GYGQ9 FEDERAL HOME LOAN MORTGAGE CORP	3,000,000.00	0.00	0.00	0.00	0.00
AGCY BOND 3136G45C3 FEDERAL NATIONAL MORTGAGE ASSOCIATION	2,000,000.00	900.00	8.49	0.00	0.00
AGCY BOND 3135G06A6 FEDERAL NATIONAL MORTGAGE ASSOCIATION	2,000,000.00	966.67	0.00	0.00	0.00
AGCY BOND 3135GAC58 FEDERAL NATIONAL MORTGAGE ASSOCIATION	1,200,000.00	530.00	0.00	0.00	3,180.00
AGCY BOND 3136G4W41 FEDERAL NATIONAL MORTGAGE ASSOCIATION	3,965,000.00	2,147.71	0.00	0.00	0.00
SUPRANATIONAL 4581X0CM8 INTER-AMERICAN DEVELOPMENT BANK	2,000,000.00	3,541.67	-2,986.33	0.00	21,250.00
SUPRANATIONAL 459051FW3 INTERNATIONAL BANK FOR RECONSTRUCTION AND DEVELOPM	2,000,000.00	0.00	4,410.57	0.00	0.00
CORP 478160BT0 JOHNSON & JOHNSON	1,000,000.00	1,708.33	0.00	0.00	0.00
CORP 478160BY9 JOHNSON & JOHNSON	2,000,000.00	4,083.33	-161.66	0.00	0.00
CORP 46625HJH4 JPMORGAN CHASE & CO	0.00	2,133.33	-122.98	0.00	16,000.00
CORP 46625HJH4 JPMORGAN CHASE & CO	0.00	4,266.67	-1,416.70	0.00	32,000.00
CORP 46625HJT8 JPMORGAN CHASE & CO	1,000,000.00	3,229.17	-1,383.87	0.00	0.00
CORP 46625HMN7 JPMORGAN CHASE & CO	4,000,000.00	13,000.00	-10,351.70	0.00	78,000.00
CORP 46625HMN7 JPMORGAN CHASE & CO	2,861,000.00	9,298.25	-7,303.19	0.00	55,789.50
CORP 46625HMN7 JPMORGAN CHASE & CO	725,000.00	2,356.25	-1,781.59	0.00	14,137.50
MUNI 515182EJ8 LANE CMNTY COLLEGE ORE	500,000.00	354.58	-126.02	0.00	0.00
MUNI 515182EJ8 LANE CMNTY COLLEGE ORE	770,000.00	546.06	611.83	0.00	0.00

Accrual Earning Report

01/01/2023 - 01/31/2023

[Return to Table of Contents](#)

Jackson County-Zions Bank (64152)

Dated: 02/02/2023

Security Type, Identifier, Description	Ending Current Units	Interest/Dividend Income	Net Amortization/Accretion Income	Net Realized Gain/Loss	Coupon Received Income
MUNI 515300TE1 LANE CNTY ORE SCH DIST NO 4 J EUGENE	720,000.00	360.00	-60.29	0.00	0.00
MUNI 544646A77 LOS ANGELES CALIF UNI SCH DIST	5,000,000.00	23,833.33	-6,847.14	0.00	143,000.00
MUNI 558770DU4 MADRAS ORE	175,000.00	111.56	0.00	0.00	0.00
MUNI 56781RGS0 MARIN CALIF CMNTY COLLEGE DIST	610,000.00	1,551.43	-1,322.42	0.00	0.00
MUNI 56781RJH1 MARIN CALIF CMNTY COLLEGE DIST	170,000.00	431.38	-363.24	0.00	0.00
MUNI 584283HG3 MEDFORD ORE HOSP FACS AUTH REV	350,000.00	504.58	918.45	0.00	0.00
CORP 594918BQ6 MICROSOFT CORP	1,000,000.00	1,666.67	940.04	0.00	0.00
CORP 594918BR4 MICROSOFT CORP	1,984,000.00	3,703.47	2,818.08	0.00	0.00
CORP 63254AAE8 NATIONAL AUSTRALIA BANK LTD (NEW YORK BRANCH)	0.00	1,090.92	0.07	0.00	10,335.00
CORP 654106AH6 NIKE INC	2,000,000.00	4,000.00	-2,642.86	0.00	0.00
CORP 654106AH6 NIKE INC	3,000,000.00	6,000.00	-3,544.32	0.00	0.00
CORP 68389XBR5 ORACLE CORP	1,000,000.00	2,187.50	465.89	0.00	0.00
CORP 68389XBL8 ORACLE CORP	1,000,000.00	2,000.00	471.45	0.00	0.00
MUNI 68607DVB8 OREGON ST DEPT TRANSN HWY USER TAX REV	4,145,000.00	2,369.56	6,889.27	0.00	0.00
CASH CCYUSD Payable	-7,000,000.00	0.00	0.00	0.00	0.00
MUNI 73474TAJ9 PORT MORROW ORE TRANSMISSION FACS REV	225,000.00	580.69	-70.88	0.00	0.00
MUNI 73474TAC4 PORT MORROW ORE TRANSMISSION FACS REV	2,500,000.00	6,554.72	2,139.20	0.00	0.00
MUNI 735240H22 PORT PORTLAND ORE ARPT REV	105,000.00	437.50	-266.87	0.00	2,625.00
CORP 742718EB1 PROCTER & GAMBLE CO	500,000.00	1,291.67	-285.81	0.00	0.00
MUNI 769036BM5 RIVERSIDE CALIF PENSION OBLIG	3,030,000.00	5,572.68	-1,170.50	0.00	0.00
YANKEE 78013XW20YANK ROYAL BANK OF CANADA	2,000,000.00	6,166.67	-836.60	0.00	0.00
MUNI 79730CJK1 SAN DIEGO CALIF PUB FACS FING AUTH WTR REV	345,000.00	547.11	93.56	0.00	0.00

Accrual Earning Report

Jackson County-Zions Bank (64152)

01/01/2023 - 01/31/2023

[Return to Table of Contents](#)

Dated: 02/02/2023

Security Type, Identifier, Description	Ending Current Units	Interest/Dividend Income	Net Amortization/Accretion Income	Net Realized Gain/Loss	Coupon Received Income
MUNI 798135H51 SAN JOSE CALIF	560,000.00	1,073.33	-510.62	0.00	0.00
MUNI 799038NQ3 SAN MATEO CNTY CALIF CMNTY COLLEGE DIST	750,000.00	567.50	1,070.36	0.00	0.00
MUNI 833068NC9 SNOHOMISH & ISLAND CNTYS WASH SCH DIST NO 401 STAN	1,000,000.00	4,166.67	-3,399.31	0.00	0.00
CORP 857477AT0 STATE STREET CORP	3,020,000.00	8,934.17	-1,327.80	0.00	0.00
MUNI 798170AF3 SUCCESSOR AGENCY TO THE REDEVELOPMENT AGENCY OF TH	3,000,000.00	7,070.00	-5,220.82	0.00	0.00
YANKEE 89114QC48YANK TORONTO-DOMINION BANK	500,000.00	1,458.33	-61.98	0.00	8,750.00
CORP 89114QCA4 TORONTO-DOMINION BANK	3,000,000.00	6,625.00	-5,238.48	0.00	0.00
CORP 89114TZG0 TORONTO-DOMINION BANK	2,000,000.00	2,083.33	424.63	0.00	0.00
CORP 89114X2N2 TORONTO-DOMINION BANK	10,000,000.00	33,333.33	0.00	0.00	0.00
CORP 89236TEL5 TOYOTA MOTOR CREDIT CORP	0.00	750.00	126.87	0.00	13,500.00
CORP 89236TFS9 TOYOTA MOTOR CREDIT CORP	1,000,000.00	2,791.67	-516.01	0.00	16,750.00
US GOV 9128282Y5 UNITED STATES TREASURY	2,000,000.00	3,619.51	606.45	0.00	0.00
US GOV 91282CAM3 UNITED STATES TREASURY	2,000,000.00	425.82	3,730.66	0.00	0.00
US GOV 91282CAJ0 UNITED STATES TREASURY	2,000,000.00	428.18	3,727.54	0.00	0.00
US GOV 912828Y87 UNITED STATES TREASURY	2,000,000.00	2,949.95	1,165.95	0.00	17,500.00
MUNI 91412HGE7 UNIVERSITY CALIF REVS	410,000.00	301.69	-131.85	0.00	0.00
MUNI 91412HGE7 UNIVERSITY CALIF REVS	1,175,000.00	864.60	-225.62	0.00	0.00
CORP 91159HHZ6 US BANCORP	5,000,000.00	6,041.67	-2,754.53	0.00	0.00
CORP 91159HHX1 US BANCORP	2,000,000.00	4,000.00	-2,574.15	0.00	24,000.00
CORP 90331HNL3 US BANK NA	0.00	870.83	13.98	0.00	7,125.00
CORP 931142EK5 WALMART INC	1,000,000.00	2,833.33	-420.77	0.00	0.00
CORP 931142DH3 WALMART INC	1,103,000.00	2,343.88	132.78	0.00	0.00

Accrual Earning Report

01/01/2023 - 01/31/2023

[Return to Table of Contents](#)

Jackson County-Zions Bank (64152)

Dated: 02/02/2023

<i>Security Type, Identifier, Description</i>	<i>Ending Current Units</i>	<i>Interest/Dividend Income</i>	<i>Net Amortization/Accretion Income</i>	<i>Net Realized Gain/Loss</i>	<i>Coupon Received Income</i>
CORP 961214DZ3 WESTPAC BANKING CORP	500,000.00	1,520.83	-85.20	0.00	0.00
CORP 961214EC3 WESTPAC BANKING CORP	500,000.00	1,375.00	-86.36	0.00	0.00
MUNI 969268DH1 WILLIAM S HART CALIF UN HIGH SCH DIST	270,000.00	223.65	165.98	0.00	0.00
---	319,351,000.00	556,706.40	-35,998.44	0.00	652,660.25

* Weighted by: Ending Market Value + Accrued. * Holdings Displayed by: Lot.

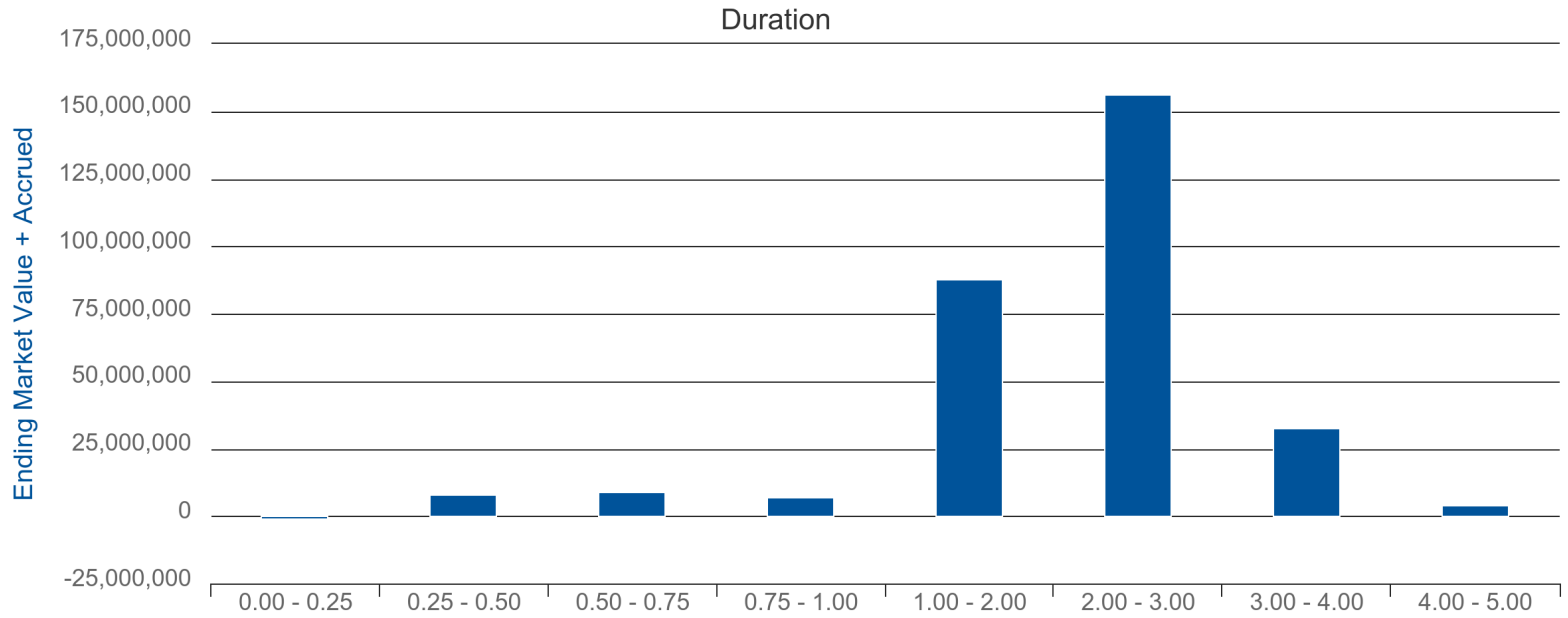
Duration with Graph

As of 01/31/2023

Jackson County-Zions Bank (64152)

Dated: 02/02/2023

[Return to Table of Contents](#)



Duration	Ending Yield	Ending Market Value + Accrued
0.00 - 0.25	-31.667	-843,674.63
0.25 - 0.50	4.831	8,106,119.11
0.50 - 0.75	4.903	9,057,921.02
0.75 - 1.00	5.070	6,984,868.72
1.00 - 2.00	4.740	87,894,948.77
2.00 - 3.00	4.381	156,244,577.09
3.00 - 4.00	4.250	32,664,972.00
4.00 - 5.00	3.828	4,205,542.85
2.218	4.606	304,315,274.92

* Grouped by: Duration. * Groups Sorted by: Duration. * Weighted by: Ending Market Value + Accrued.

Summary by Issuer

As of 01/31/2023

[Return to Table of Contents](#)

Jackson County-Zions Bank (64152)

Dated: 02/02/2023

Description	Book Value	Market Value + Accrued
AMAZON.COM INC	1,011,192.50	985,270.67
APPLE INC	8,233,359.26	7,672,321.19
BANK OF AMERICA CORP	8,753,334.85	8,394,405.32
BANK OF MONTREAL	1,010,063.21	999,991.33
BANK OF NEW YORK MELLON CORP	1,000,410.65	1,006,036.67
BERKSHIRE HATHAWAY INC	1,000,000.00	1,007,271.89
CALIFORNIA ST	2,038,381.23	2,080,673.33
CHABOT-LAS POSITAS CALIF CMNTY COLLEGE DIST	1,056,885.15	1,063,818.88
CHEVRON USA INC	4,760,050.04	4,569,885.42
CLACKAMAS CNTY ORE SCH DIST NO 086	1,709,943.79	1,579,359.59
CREDIT SUISSE AG (NEW YORK BRANCH)	3,125,761.32	2,895,085.83
EXXON MOBIL CORP	4,182,014.62	3,925,626.67
FEDERAL AGRICULTURAL MORTGAGE CORP	1,981,625.69	1,843,668.00
FEDERAL FARM CREDIT BANKS FUNDING CORP	40,127,558.03	38,130,553.08
FEDERAL HOME LOAN BANKS	94,144,771.15	89,741,522.53
FEDERAL HOME LOAN MORTGAGE CORP	50,844,728.69	48,163,603.22
FEDERAL NATIONAL MORTGAGE ASSOCIATION	9,164,726.45	8,334,936.94
INTER-AMERICAN DEVELOPMENT BANK	2,068,782.00	1,920,232.89
INTERNATIONAL BANK FOR RECONSTRUCTION AND DEVELOPM	1,840,081.17	1,755,176.00
JOHNSON & JOHNSON	3,005,392.12	2,936,459.33
JPMORGAN CHASE & CO	9,106,388.54	8,496,431.70
LANE CMNTY COLLEGE ORE	1,256,444.29	1,166,567.88
LANE CNTY ORE SCH DIST NO 4 J EUGENE	720,972.48	682,190.40
LOS ANGELES CALIF UNI SCH DIST	5,342,356.90	5,306,533.33
MADRAS ORE	175,000.00	167,672.31
MARIN CALIF CMNTY COLLEGE DIST	825,314.13	771,292.85
MEDFORD ORE HOSP FACS AUTH REV	344,222.62	345,519.03
MICROSOFT CORP	2,853,526.18	2,884,546.88
NIKE INC	5,151,086.99	4,871,093.33
ORACLE CORP	1,996,352.57	2,004,646.83
OREGON ST DEPT TRANSN HWY USER TAX REV	3,918,765.21	3,760,958.38
Payable	-7,000,000.00	-7,000,000.00
PORT MORROW ORE TRANSMISSION FACS REV	2,655,923.92	2,709,910.77
PORT PORTLAND ORE ARPT REV	106,291.31	106,550.50
PROCTER & GAMBLE CO	501,797.83	504,303.72
RIVERSIDE CALIF PENSION OBLIG	3,062,132.01	2,894,220.65
ROYAL BANK OF CANADA	2,006,638.79	2,009,242.44
SAN DIEGO CALIF PUB FACS FING AUTH WTR REV	341,145.75	322,224.83
SAN JOSE CALIF	563,492.00	557,095.47
SAN MATEO CNTY CALIF CMNTY COLLEGE DIST	717,440.45	695,605.00
SNOHOMISH & ISLAND CNTYS WASH SCH DIST NO 401 STAN	1,074,894.48	1,057,108.89
STATE STREET CORP	3,059,791.11	3,000,284.27
SUCCESSOR AGENCY TO THE REDEVELOPMENT AGENCY OF TH	3,030,482.83	3,012,210.00
TORONTO-DOMINION BANK	15,566,280.55	15,067,314.44
TOYOTA MOTOR CREDIT CORP	1,005,676.13	987,979.28
UNITED STATES TREASURY	7,737,346.40	7,497,780.08
UNIVERSITY CALIF REVS	1,594,271.26	1,460,171.92
US BANCORP	7,113,682.60	6,620,979.06
WALMART INC	2,104,251.80	2,104,608.87
WESTPAC BANKING CORP	1,001,369.56	1,001,486.94
WILLIAM S HART CALIF UN HIGH SCH DIST	263,162.57	242,846.10
---	319,255,563.18	304,315,274.92

Summary by Issuer

As of 01/31/2023

[Return to Table of Contents](#)

Jackson County-Zions Bank (64152)

Dated: 02/02/2023

* Grouped by: Description. * Groups Sorted by: Description. * Weighted by: Market Value + Accrued, except Book Yield by Base Book Value + Accrued. * Holdings Displayed by: Position.

Portfolio Trading Activity

01/01/2023 - 01/31/2023

[Return to Table of Contents](#)

Jackson County-Zions Bank (64152)

Dated: 02/02/2023

* Does not Lock Down.

Identifier	Description	Current Units	Transaction Type	Trade Date	Settle Date	Final Maturity	Price	Principal	Accrued Interest	Realized Gain/Loss	Amount
15722TJS1	CHABOT-LAS POSITAS CALIF CMNTY COLLEGE DIST	1,195,000.00	Buy	01/23/2023	01/25/2023	08/01/2027	88.393	1,056,296.35	7,433.50	0.00	-1,063,729.85
3132X0G39	FEDERAL AGRICULTURAL MORTGAGE CORP	-500,000.00	Maturity	01/30/2023	01/30/2023	01/30/2023	100.000	-500,000.00	0.00	0.00	500,000.00
3133EN7A2	FEDERAL FARM CREDIT BANKS FUNDING CORP	2,000,000.00	Buy	01/23/2023	01/26/2023	10/26/2026	99.397	1,987,940.00	0.00	0.00	-1,987,940.00
3130AUPY4	FEDERAL HOME LOAN BANKS	2,000,000.00	Buy	01/25/2023	02/13/2023	08/13/2027	100.000	2,000,000.00	0.00	0.00	-2,000,000.00
3134GW4C7	FEDERAL HOME LOAN MORTGAGE CORP	3,500,000.00	Buy	01/23/2023	01/24/2023	10/27/2026	88.589	3,100,611.50	6,766.67	0.00	-3,107,378.17
3134GYFW7	FEDERAL HOME LOAN MORTGAGE CORP	2,000,000.00	Buy	01/25/2023	02/07/2023	02/07/2028	100.000	2,000,000.00	0.00	0.00	-2,000,000.00
3134GYGQ9	FEDERAL HOME LOAN MORTGAGE CORP	3,000,000.00	Buy	01/31/2023	02/17/2023	06/17/2027	100.000	3,000,000.00	0.00	0.00	-3,000,000.00
46625HJH4	JPMORGAN CHASE & CO	-3,000,000.00	Maturity	01/25/2023	01/25/2023	01/25/2023	100.000	-3,000,000.00	0.00	0.00	3,000,000.00
63254AAE8	NATIONAL AUSTRALIA BANK LTD (NEW YORK BRANCH)	-689,000.00	Maturity	01/20/2023	01/20/2023	01/20/2023	100.000	-689,000.00	0.00	0.00	689,000.00
89236TEL5	TOYOTA MOTOR CREDIT CORP	-1,000,000.00	Maturity	01/11/2023	01/11/2023	01/11/2023	100.000	-1,000,000.00	0.00	0.00	1,000,000.00
90331HNL3	US BANK NA	-500,000.00	Maturity	01/23/2023	01/23/2023	01/23/2023	100.000	-500,000.00	0.00	0.00	500,000.00
---	---	8,006,000.00	---	---	---	01/18/2026	---	7,455,847.85	14,200.17	0.00	-7,470,048.02

* Showing transactions with Trade Date within selected date range. * Weighted by: Absolute Value of Principal. * MMF transactions are collapsed.

* The Transaction Detail/Trading Activity reports provide our most up-to-date transactional details. As such, these reports are subject to change even after the other reports on the website have been locked down. While these reports can be useful tools in understanding recent activity, due to their dynamic nature we do not recommend using them for booking journal entries or reconciliation.