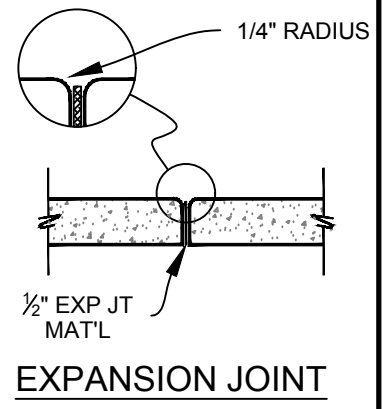
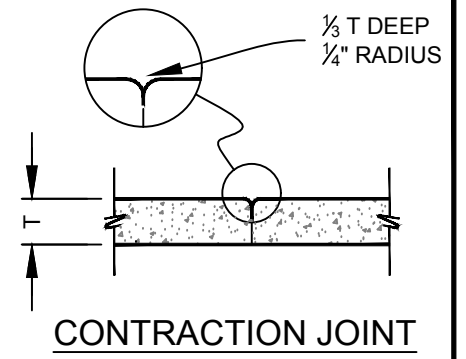
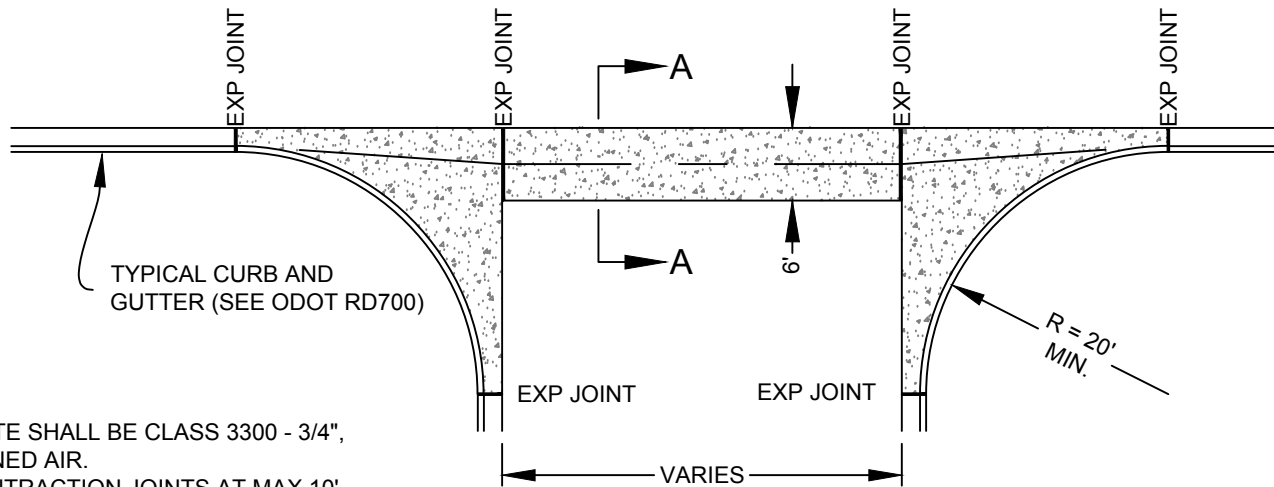


**SECTION A-A**



**NOTES:**

1. ALL CONCRETE SHALL BE CLASS 3300 - 3/4", 4-6% ENTRAINED AIR.
2. PROVIDE CONTRACTION JOINTS AT MAX 10' CENTERS.
3. SEE PROJECT PLANS FOR ELEVATIONS.

JACKSON COUNTY ROADS

---

MIKE KUNTZ, P.E.  
COUNTY ENGINEER

Date	By	Revision

JCRD308:  
VALLEY GUTTER

\\Engineering\LIBRARY\COUNTY\STD\_DWG\CURRENT\RD300-Drainage\JCRD308-ValleyGutter.dwg

OCT 2017

NO SCALE

